

# Weekly Market Insights

March 25, 2024

Stocks posted their best week of the year, sparked by news that the dovish Fed decided to keep rates steady and signaled three rate cuts were still possible this year.

## Stocks Bounce Back

As widely expected, the Fed left rates unchanged at the conclusion of its two-day meeting. But somewhat less expected, the Fed signaled its inclination to cut interest rates three times this year—each time by a quarter percentage point. That was a positive surprise for some, who worried that recent hot inflation reports would cause the Fed to reconsider its stance.<sup>1</sup>

Markets pushed higher Wednesday following the news, with all three averages closing at record highs. The rally continued through Thursday, boosted further by news that existing home sales rose 9.5 percent in February.<sup>2,3</sup>

The week's rally was broad-based overall, with 10 of the 11 S&P 500 sectors posting gains (health care dropped slightly). At one point late in the week, nearly one in four S&P 500 stocks were trading at 52-week highs. That was the highest proportion in three years, which supports the idea that the rally was broadening out from mega-cap tech stocks.<sup>4</sup>



## YCHARTS

### Weekly Market Insights (WMI)

#### Major Index Return Summary

Name	5D TR	1M TR	YTD TR	1Y TR
<b>Dow Jones Industrial Average</b>	<b>1.97%</b>	<b>1.27%</b>	<b>5.25%</b>	<b>25.86%</b>
<b>MSCI EAFE</b>	<b>1.14%</b>	<b>3.55%</b>	<b>5.74%</b>	<b>19.25%</b>
<b>Nasdaq Composite</b>	<b>2.85%</b>	<b>2.49%</b>	<b>9.63%</b>	<b>41.90%</b>
<b>S&amp;P 500</b>	<b>2.29%</b>	<b>3.03%</b>	<b>10.12%</b>	<b>35.06%</b>

#### S&P 500 Daily Close



#### 10-Year Note Review

Indicator Name	Latest Value	1M Ago	1M Change
Date		3M Ago	3M Change
		1Y Ago	1Y Change
<b>10 Year Treasury Rate</b>	<b>4.22%</b>	<b>4.33%</b>	<b>-2.54%</b> ▼
03/22/24		<b>3.90%</b>	<b>8.21%</b> ▲
		<b>3.48%</b>	<b>21.26%</b> ▲

Source: YCharts.com, March 23, 2024. Weekly performance is measured from Monday, March 18, to Friday, March 22.

ROC 5 = the rate of change in the index for the previous 5 trading days.  
TR = total return for the index, which includes any dividends as well as any other cash distributions during the period.  
Treasury note yield is expressed in basis points.

## Turning Point

The Federal Open Market Committee's decision marks a turning point as the Fed signaled that its target range of 5.25 to 5.50 percent has topped out. That target range, in place since late last year, is the highest level in 23 years.

"We believe that our policy rate is likely at its peak for this type of cycle," said Fed Chair Powell at the post-meeting press conference. He added that if the economy keeps on its current course, that the FOMC would likely "begin dialing back policy restraint at some point this year." If the FOMC votes to ease it at its June meeting, it would be the first cut in four years.<sup>4,5</sup>

## This Week: Key Economic Data

- Monday:** New Home Sales.
- Tuesday:** Durable Goods Orders; Case-Shiller Home Price Index.
- Wednesday:** EIA Petroleum Status Report; Survey of Business Uncertainty.
- Thursday:** Gross Domestic Product; Jobless Claims; Consumer Sentiment; Pending Home Sales.
- Friday:** Personal Income and Outlays; International Trade in Goods; Retail Inventories.

Source: Investors Business Daily - Econoday economic calendar; March 18, 2024

The Econoday economic calendar lists upcoming U.S. economic data releases (including key economic indicators), Federal Reserve policy meetings, and speaking engagements of Federal Reserve officials. The content is developed from sources believed to be providing accurate information. The forecasts or forward-looking statements are based on assumptions and may not materialize. The forecasts also are subject to revision.

## This Week: Companies Reporting Earnings

**Tuesday:** McCormick & Company, Incorporated (MKC, MKC.V), Dave & Buster's Entertainment, Inc. (PLAY)

**Wednesday:** Paychex, Inc. (PAYX), Carnival Corporation (CCL, CUK), Cintas Corporation (CTAS)

**Thursday:** Walgreens Boots Alliance, Inc. (WBA)


Source: Zacks, March 19, 2024

Companies mentioned are for informational purposes only. It should not be considered a solicitation for the purchase or sale of the securities. Investing involves risks, and investment decisions should be based on your own goals, time horizon, and tolerance for risk. The return and principal value of investments will fluctuate as market conditions change. When sold, investments may be worth more or less than their original cost. Companies may reschedule when they report earnings without notice.



"There is nothing so pitiful as a young cynic because he has gone from knowing nothing to believing nothing."

— Maya Angelou



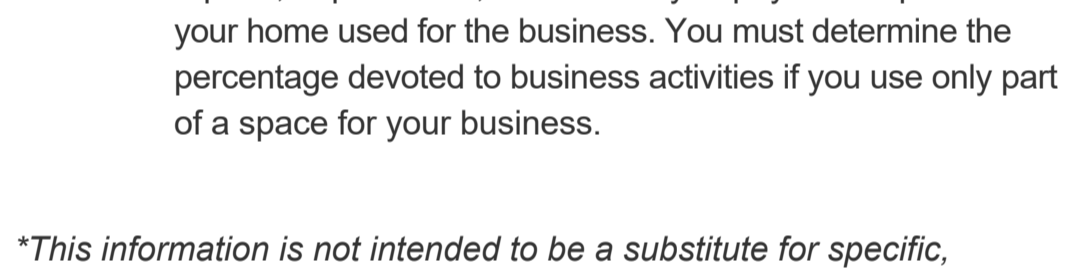
## Rules for Home Office Deductions

If you have a business and work out of your home, the IRS allows you to deduct certain expenses on your return. Here are a few key things to keep in mind:

- The IRS requires you to use your office (or a part of your home) for "regular and exclusive use." The part of the house should be your principal place of business, a place where you meet customers, or a separate structure dedicated to the business, like a garage or studio.
- To calculate your deduction, you can use one of two methods:
  - The simplified option allows you to multiply the allowable square footage of your office by \$5, up to a maximum of 300 square feet.
  - The regular method allows you to specifically calculate the actual expenses, such as rent, mortgage interest, taxes, repairs, depreciation, and utilities you pay for the portion of your home used for the business. You must determine the percentage devoted to business activities if you use only part of a space for your business.

\*This information is not intended to be a substitute for specific, individualized tax advice. We suggest that you discuss your specific tax issues with a qualified tax professional.

Tip adapted from IRS.gov<sup>6</sup>



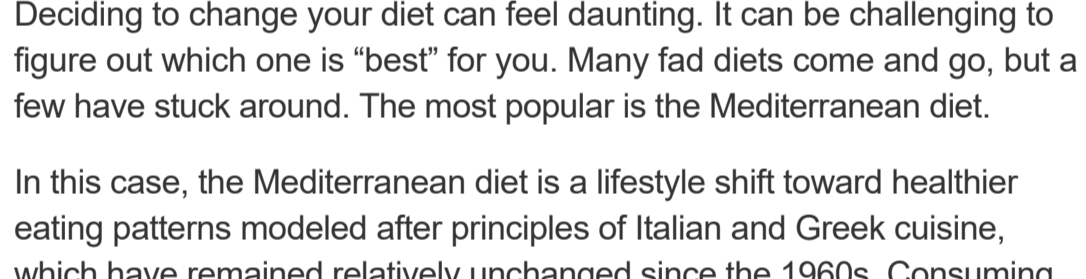
## Eating to Your Heart's Content

Deciding to change your diet can feel daunting. It can be challenging to figure out which one is "best" for you. Many fad diets come and go, but a few have stuck around. The most popular is the Mediterranean diet.

In this case, the Mediterranean diet is a lifestyle shift toward healthier eating patterns modeled after principles of Italian and Greek cuisine, which have remained relatively unchanged since the 1960s. Consuming this diet has been correlated with lower rates of heart disease, type 2 diabetes, and other chronic illnesses. The diet emphasizes eating more fruits, vegetables, legumes, nuts, seeds, fatty fish, whole grains, olive oil, and fewer meats and dairy products. The diet is flexible. Elimination isn't the intention; the goal is to balance nutrient-rich and energy-dense foods.


Food is life, and healthy choices can help support a healthier life. While the Mediterranean diet could be a good option, no single diet will ideally fit everyone's lifestyle, preferences, and health needs. So, discuss your dietary choices with your physician or registered dietitian first.

Tip adapted from Healthline.com<sup>7</sup>



Which positive whole number can you add 1.5 to and get the same result as multiplying it by 1.5?

Last week's riddle: The letters in the words meter, man and uses may be rearranged to make a 12-letter word. What is this word? Answer: Measurements.



Peregrine Falcon, Cantabrian Coast, Spain

## Footnotes and Sources

- The Wall Street Journal, March 22, 2024
- CNBC.com, March 20, 2024
- Sectorsprds.com, March 22, 2024
- MarketWatch.com, March 22, 2024
- The Wall Street Journal, March 21, 2024
- IRS.gov, November 14, 2023
- Healthline.com, December 18, 2023

Investing involves risks, and investment decisions should be based on your own goals, time horizon, and tolerance for risk. The return and principal value of investments will fluctuate as market conditions change. When sold, investments may be worth more or less than their original cost.

The forecasts or forward-looking statements are based on assumptions, may not materialize, and are subject to revision without notice.

The market indexes discussed are unmanaged, and generally, considered representative of their respective markets. Index performance is not indicative of the past performance of a particular investment. Indexes do not incur management fees, costs, and expenses. Individuals cannot directly invest in unmanaged indexes. Past performance does not guarantee future results.

The Dow Jones Industrial Average is an unmanaged index that is generally considered representative of large-capitalization companies on the U.S. stock market. Nasdaq Composite is an index of the common stocks and similar securities listed on the NASDAQ stock market and is considered a broad indicator of the performance of technology and growth companies. The MSCI EAFE Index was created by Morgan Stanley Capital International (MSCI) and serves as a benchmark of the performance of major international equity markets, as represented by 21 major MSCI indexes from Europe, Australia, and Southeast Asia. The S&P 500 Composite Index is an unmanaged group of securities that are considered to be representative of the stock market in general.

U.S. Treasury Notes are guaranteed by the federal government as to the timely payment of principal and interest. However, if you sell a Treasury Note prior to maturity, it may be worth more or less than the original price paid. Fixed income investments are subject to various risks including changes in interest rates, credit quality, inflation risk, market valuations, prepayments, corporate events, tax ramifications and other factors.

International investments carry additional risks, which include differences in financial reporting standards, currency exchange rates, political risks unique to a specific country, foreign taxes and regulations, and the potential for illiquid markets. These factors may result in greater share price volatility.

Please consult your financial professional for additional information.

This content is developed from sources believed to be providing accurate information. The information in this material is not intended as tax or legal advice. Please consult legal or tax professionals for specific information regarding your individual situation.

This material was developed and produced by FMG Suite to provide information on a topic that may be of interest. FMG is not affiliated with the named representative, financial professional, Registered Investment Advisor, Broker-Dealer, nor state- or SEC-registered investment advisory firm. The opinions expressed and material provided are for general information, and they should not be considered a solicitation for the purchase or sale of any security.

Copyright 2024 FMG Suite.

**Mark Baca**  
mbaca@thebacagroup.com  
(916) 362-4107

The Baca Group, Inc.  
Registered Representative  
<http://www.thebacagroup.com/>



Securities and advisory services offered through Cetera Advisor Networks LLC, member FINRA/SIPC (doing insurance business in CA as CFGAN Insurance Agency LLC), a broker/dealer and a Registered Investment Advisor. Cetera is under separate ownership from any other named entity. CA insurance license #0A27344

Confidentiality Notice: This email transmission and its attachments, if any, are confidential and intended only for the use of particular persons and entities. They may also be work product and/or protected by the attorney-client privilege or other privileges. Delivery to someone other than the intended recipient(s) shall not be deemed to waive any privilege. Review, distribution, storage, transmittal or other use of the email and any attachment by an unintended recipient is expressly prohibited. If you are not the named addressee (or its agent) or this email has been addressed to you in error, please immediately notify the sender by reply email and permanently delete the email and its attachments

Individuals affiliated with this broker/dealer firm are either Registered Representatives who offer only brokerage services and receive transaction-based compensation (commissions), Investment Adviser Representatives who offer only investment advisory services and receive fees based on assets, or both Registered Representatives and Investment Adviser Representatives, who can offer both types of services.

This informational email is an advertisement and you may opt out of receiving future emails. To opt out, please click the "Unsubscribe" link below.

This message was sent by The Baca Group, Inc. (916) 362-4107 3100 Zinfandel Drive Suite 280 Rancho Cordova, CA 95670

Unsubscribe