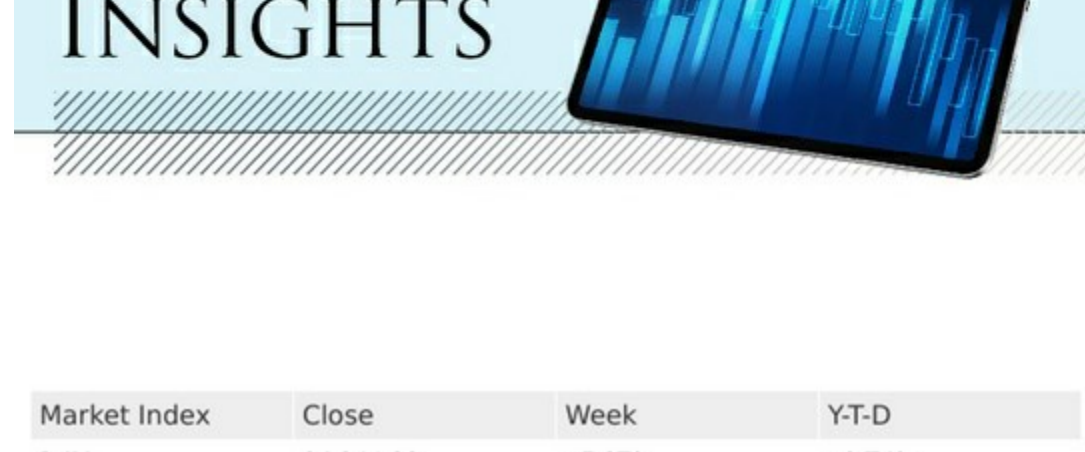


## Weekly Market Insights

November 6, 2023

Stocks ripped higher last week on a dramatic retreat in bond yields triggered by easing inflation and a slowing labor market.

The Dow Jones Industrial Average jumped 5.07%, while the Standard & Poor's 500 surged 5.85%. The Nasdaq Composite index rocketed 6.61% higher for the week. The MSCI EAFE index, which tracks developed overseas stock markets, gained 3.12%, 1.2,<sup>3</sup>



Market Index	Close	Week	Y-T-D
DJIA	34,061.32	+5.07%	+2.76%
NASDAQ	13,478.28	+6.61%	+28.78%
MSCI-EAFE	2,006.05	+3.12%	+3.20%
S&P 500	4,358.34	+5.85%	+13.51%



Treasury	Close	Week	Y-T-D
10-Year Note	4.57%	-0.27%	+0.69%

Sources: The Wall Street Journal, November 3, 2023; Treasury.gov, November 3, 2023  
Weekly performance for the Dow Jones Industrial Average, Standard & Poor's 500 Index, and NASDAQ Composite Index is measured from the close of trading on Friday, October 27, to Friday, November 3 close.  
Weekly performance for the MSCI-EAFE is measured from Friday, October 27 open to Thursday, November 2 close. Weekly and year-to-date 10-year Treasury note yield are expressed in basis points.

### Stocks Rise

Stocks jumped higher right from the start of the week, shaking off the prior week's sell-off. The combination on Wednesday of the Fed's decision to keep rates unchanged, which accompanied dovish comments from Fed Chair Powell, and a reassuring Treasury announcement on future bond sales, sparked a third straight day of gains. Slight employment gains and weak manufacturing data provided an additional impetus.

The rally continued on Thursday following a sharp drop in bond yields that was driven, in part, by substantial productivity gains and decelerating wage growth. When Friday's monthly employment report was lighter than forecast, yields pulled back further, and stocks added to their week's gains.

### Signs of Labor Cooling

Last week's employment data showed potential for a cooling labor market after many months of confounding economists' expectations. The first sign was a lower-than-expected growth in new private sector jobs in October, as reported by Automated Data Processing (ADP), which showed a gain of 113,000 new jobs versus a forecast of 130,000, while job openings were little changed.<sup>4</sup>

Initial and continuing jobless claims also rose, exceeding consensus estimates. On Friday, the government's monthly employment report further confirmed a potentially cooling employment picture, showing an October slowdown in hiring (150,000 new jobs versus September's revised gain of 297,000) and an uptick in the unemployment rate to 3.9%.<sup>5</sup>

### This Week: Key Economic Data

**Thursday:** Jobless Claims.

**Friday:** Consumer Sentiment.

Source: Econoday, November 3, 2023

The Econoday economic calendar lists upcoming U.S. economic data releases (including key economic indicators), Federal Reserve policy meetings, and speaking engagements of Federal Reserve officials. The content is developed from sources believed to be providing accurate information. The forecasts or forward-looking statements are based on assumptions and may not materialize. The forecasts also are subject to revision.

### This Week: Companies Reporting Earnings

**Tuesday:** D.R. Horton, Inc. (DHI), Gilead Sciences, Inc. (GILD), Air Products and Chemicals, Inc. (APD)

**Wednesday:** Occidental Petroleum Corporation (OXY), The Walt Disney Company (DIS)

**Thursday:** Becton, Dickinson and Company, Inc. (BDX).

Source: Zacks, November 3, 2023

Companies mentioned are for informational purposes only. It should not be considered a solicitation for the purchase or sale of the securities. Investing involves risks, and investment decisions should be based on your own goals, time horizon, and tolerance for risk. The return and principal value of investments will fluctuate as market conditions change. When sold, investments may be worth more or less than their original cost. Companies may reschedule when they report earnings without notice.

### TAX TIP

#### Is it Time for a Paycheck Checkup?

There's no better time to check your withholding status and make sure your paycheck accurately reflects the taxes you should be paying. These paycheck checkups are a great practice when something happens in your life that may change your tax status, such as getting married or getting divorced, having a baby, getting a new job, or getting a raise or promotion at work. You can also adjust your withholding status if you want to change your withholding due to other circumstances.

During your paycheck checkup, you can also check other factors, such as how much you contribute to your health insurance or 401(k). These expenses can also impact your tax liability.

*\*This information is not intended to substitute for specific individualized tax advice. We suggest you discuss your specific tax issues with a qualified tax professional.*

Tip adapted from IRS.gov<sup>6</sup>

### 5-Minute Core-Strengthening Workout

Even if you only have a little time to dedicate to a core workout, this circuit will get you going and only takes 5 minutes. Here are the moves:

**1-minute high plank:** Your hands are on the ground, your arms are straight, and you are holding your body up with your arms and a tight core.

**30-second side plank on each side:** One hand is on the ground, your arm is straight, and the other is in the air. You can do a side plank with your feet stacked on each other (most challenging), your feet staggered (a little easier), or your bottom knee on the ground.

**1-minute boat pose:** Your feet are in the air, and your arms are by your side, reaching to your feet. You can pose with your legs bent (easier) or straight out (harder).

**1-minute crunches:** Lift your shoulders and upper back off the ground without pulling your neck.

**1-minute dead bug:** Lay on your back and alternate, extending out the opposite arm and the opposite leg simultaneously.

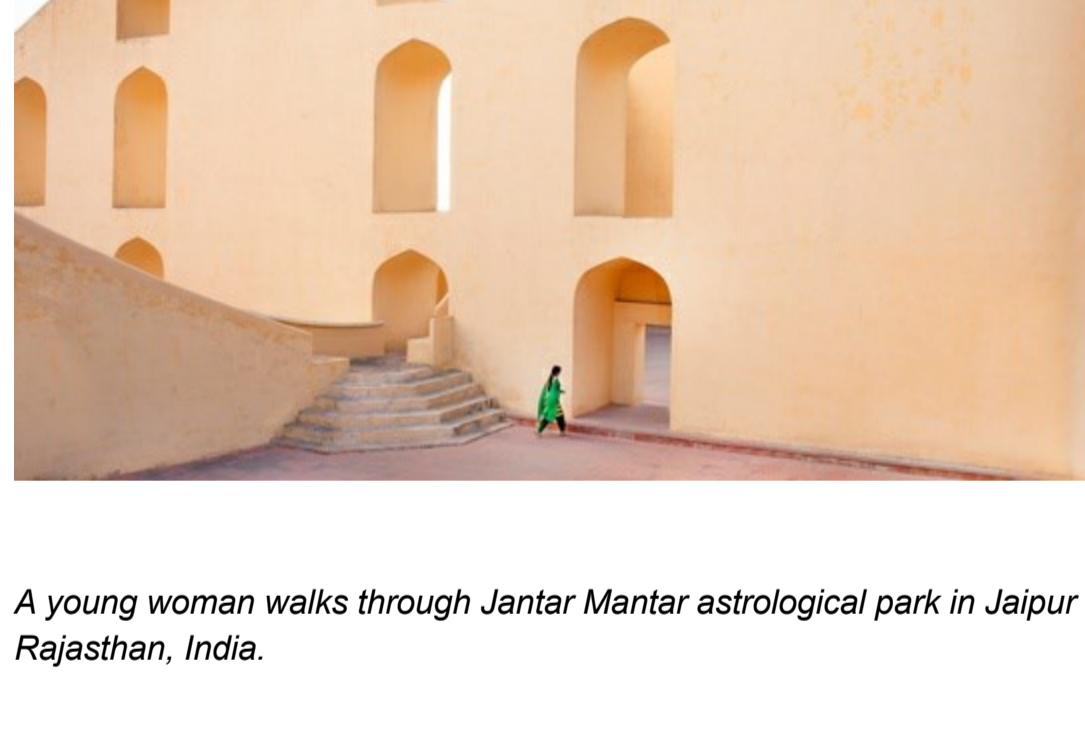
Tip adapted from Mind Body Green Movement<sup>7</sup>

### WEEKLY RIDDLE

**Einstein's Riddle:** A man meets a bear in a wasteland. Both are startled. The man runs north, and the bear runs west. Suddenly, the man aimed his gun south and shot the bear. What color was the bear?

*Last week's riddle: What 3 numbers can you add together and get the same result as when you multiply them? (All 3 numbers are whole and positive, and none are double-digit.) Answer: 1, 2, and 3. 1x2x3 = 6 and 1+2+3 = 6.*

### PHOTO OF THE WEEK



*A young woman walks through Jantar Mantar, an astronomical park in Jaipur, Rajasthan, India.*

### Footnotes and Sources

1. The Wall Street Journal, November 3, 2023.
2. The Wall Street Journal, November 3, 2023.
3. The Wall Street Journal, November 3, 2023.
4. CNBC, November 2, 2023.
5. The Wall Street Journal, November 3, 2023.
6. IRS.gov, May 30, 2023.
7. Mindbodygreen.com, July 19, 2023.

Investing involves risks, and investment decisions should be based on your own goals, time horizon, and tolerance for risk. The return and principal value of investments will fluctuate as market conditions change. When sold, investments may be worth more or less than their original cost.

The forecasts or forward-looking statements are based on assumptions, may not materialize, and are subject to revision without notice.

The market indexes discussed are unmanaged, and generally, considered representative of their respective markets. Index performance is not indicative of the past performance of a particular investment. Indexes do not incur management fees, costs, and expenses. Individuals cannot directly invest in unmanaged indexes. Past performance does not guarantee future results.

The Dow Jones Industrial Average is an unmanaged index that is generally considered representative of large-capitalization companies on the U.S. stock market. Nasdaq Composite is an index of the common stocks and similar securities listed on the NASDAQ stock market and is considered a broad indicator of the performance of technology and growth companies. The MSCI EAFE Index was created by Morgan Stanley Capital International (MSCI) and serves as a benchmark of the performance of major international equity markets, as represented by 21 major MSCI indexes from Europe, Australia, and Southeast Asia. The S&P 500 Composite Index is an unmanaged group of securities that are considered to be representative of the stock market in general.

U.S. Treasury Notes are guaranteed by the federal government as to the timely payment of principal and interest. However, if you sell a Treasury Note prior to maturity, it may be worth more or less than the original price paid. Fixed income investments are subject to various risks including changes in financial reporting standards, currency exchange rates, political risks unique to a specific country, foreign taxes and regulations, and the potential for illiquid markets. These factors may result in greater share price volatility.

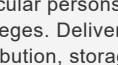
Please consult your financial professional for additional information.

This content is developed from sources believed to be providing accurate information. The information in this material is not intended as tax or legal advice. Please consult legal or tax professionals for specific information regarding your individual situation. This material was developed and produced by FMG Suite to provide information on a topic that may be of interest. FMG Suite is not affiliated with the named representative, financial professional, Registered Investment Advisor, Broker-Dealer, nor state- or SEC-registered investment advisory firm. The opinions expressed and material provided are for general information, and they should not be considered a solicitation for the purchase or sale of any security.

Copyright 2023 FMG Suite.

**Mark Baca**  
[mbaca@thebacagroup.com](mailto:mbaca@thebacagroup.com)  
(916) 362-4107

The Baca Group, Inc.  
Registered Representative  
<http://www.thebacagroup.com/>



Securities and advisory services offered through Cetera Advisory Networks LLC, member FINRA/SIPC (doing insurance business in CA as CFGAM Insurance Agency LLC), a broker/dealer and a Registered Investment Advisor. Cetera is under separate ownership from any other named entity. CA insurance license #0427344

Confidentiality Notice: This email transmission and its attachments, if any, are confidential and intended only for the use of particular persons and entities. They may also be work product and/or protected by the attorney-client privilege or other privileges. Delivery to someone other than the intended recipient(s) shall not be deemed to waive any privilege. Review, distribution, storage, transmittal or other use of the email and any attachment by an unintended recipient is expressly prohibited. If you are not the named addressee (or its agent) or this email has been addressed to you in error, please immediately notify the sender by reply email and permanently delete the email and its attachments

Individuals affiliated with this broker/dealer firm are either Registered Representatives who offer only brokerage services and receive transaction-based compensation (commissions), Investment Adviser Representatives who offer only investment advisory services and receive fees based on assets, or both Registered Representatives and Investment Adviser Representatives, who can offer both types of services.

This informational email is an advertisement and you may opt out of receiving future emails. To opt out, please click the "Unsubscribe" link below.

This message was sent by The Baca Group, Inc. (916) 362-4107 3100 Zinfandel Drive Suite 285 Rancho Cordova, CA 95670

[Unsubscribe](#)