

Weekly Market Insights

March 11, 2024

Stocks were down for the week as investors appeared to take some profits and traders parsed Fed Chair Jerome Powell's Congressional testimony.

Markets Wobble

Stocks had a rough start to the week, with the Dow, S&P 500, and Nasdaq each off more than one percent on Tuesday alone. Mega-cap tech stocks were under pressure as investors appeared to take some profits.

Markets clawed back much of their losses on Wednesday and Thursday, with the Fed Chair's upbeat comments to the Senate Banking Committee boosting stocks. Chair Powell said that once the Fed was confident inflation was tracking "sustainably at 2%," the Fed would consider cutting short-term interest rates. The S&P 500 and Nasdaq rallied, with the S&P hitting a record close.^{1,2,3}

Friday's employment news threw some uncertainty into the mix. The economy added 275,000 jobs in February—exceeding the 198,000 expected—but wage growth slowed, and jobless claims edged up. Some investors saw that as a negative, while others viewed it as a "Goldilocks" moment—an economy that's not too hot or cold. Stocks initially rallied on the news, but profit-takers appeared to arrive as the day progressed.^{4,5}




YCHARTS

Weekly Market Insights (WMI)

Major Index Return Summary

Name	5D TR	1M TR	YTD TR	1Y TR
Dow Jones Industrial Average	-0.93%	0.32%	3.21%	20.64%
MSCI EAFE	2.34%	6.41%	5.82%	18.48%
Nasdaq Composite	-1.17%	1.95%	7.31%	40.09%
S&P 500	-0.26%	2.69%	7.73%	30.43%

S&P 500 Daily Close



10-Year Note Review

Indicator Name	Latest Value	1M Ago	1M Change
Date		3M Ago	3M Change
		1Y Ago	1Y Change
10 Year Treasury Rate	4.09%	4.15%	-1.45% ▼
03/09/24		4.23%	-3.31% ▼
		3.98%	2.76% ▲

Source: YCharts.com, March 9, 2024. Weekly performance is measured from Monday, March 4, to Friday, March 8.

ROC 5 = the rate of change in the index for the previous 5 trading days.

TR = total return for the index, which includes any dividends as well as any other cash distributions during the period.

Treasury note yield is expressed in basis points.

Fed Watch: Productivity

Productivity is one of the critical data points the Fed reviews to determine its next steps with monetary policy. Producing more goods or services with fewer resources helps the economy grow while managing inflation risks.

The 3.2 percent productivity gains in Q4 reported last week were mainly attributed to the post-pandemic repair of supply chains. However, investors may hope that artificial intelligence will play a more significant role in productivity increases.^{6,7}

This Week: Key Economic Data

Tuesday: Consumer Price Index. Treasury Statement.

Wednesday: EIA Petroleum Status Report.

Thursday: Jobless Claims. Producer Price Index. Retail Sales. Business Inventories.

Friday: Industrial Production. Import and Export Prices. Consumer Sentiment.

Source: Investors Business Daily - Econoday economic calendar, March 2, 2024

The Econoday economic calendar lists upcoming U.S. economic data releases (including key economic indicators), Federal Reserve policy meetings, and speaking engagements of Federal Reserve officials. The content is developed from sources believed to be providing accurate information. The forecasts or forward-looking statements are based on assumptions and may not materialize. The forecasts also are subject to revision.

This Week: Companies Reporting Earnings


Tuesday: Lennar Corporation (LEN, LEN.B)

Wednesday: Dollar Tree, Inc. (DLTR)

Thursday: Oracle Corporation (ORCL), Adobe Inc. (ADBE), DICK'S Sporting Goods, Inc. (DKS), Getty Images Holdings, Inc. (GETY)

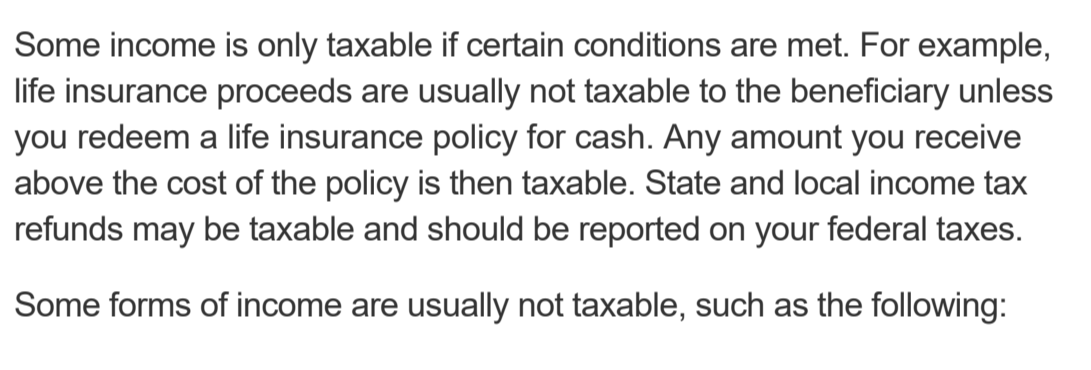
Source: Zacks, March 2, 2024

Companies mentioned are for informational purposes only. It should not be considered a solicitation for the purchase or sale of the securities. Investing involves risks, and investment decisions should be based on your own goals, time horizon, and tolerance for risk. The return and principal value of investments will fluctuate as market conditions change. When sold, investments may be worth more or less than their original cost. Companies may reschedule when they report earnings without notice.



"Expect the best. Prepare for the worst. Capitalize on what comes."

—Zig Ziglar



Do You Know the Difference Between Taxable and Nontaxable Income?

All income you receive is taxable unless the rules explicitly state it isn't. According to the IRS, taxable income includes earned income like wages and any income earned by bartering or through the exchange of property or services. Rental income is taxable, as are other unearned incomes like interest and dividends or Social Security.

Some income is only taxable if certain conditions are met. For example, life insurance proceeds are usually not taxable to the beneficiary unless you redeem a life insurance policy for cash. Any amount you receive above the cost of the policy is then taxable. State and local income tax refunds may be taxable and should be reported on your federal taxes.

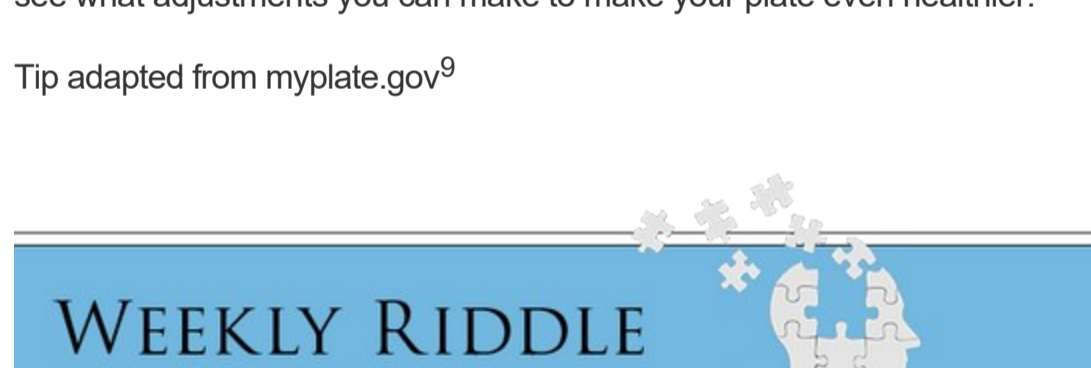
Some forms of income are usually not taxable, such as the following:

- Gifts and inheritances
- Child support payments
- Welfare benefits
- Damage awards for physical injury or sickness
- Cash rebates from a dealer or manufacturer for an item you buy
- Reimbursements for qualified adoption expenses

Several factors will affect the cost and availability of life insurance, including age, health, and the type and amount of insurance purchased. Life insurance policies have expenses, including mortality and other charges. If a policy is surrendered prematurely, the policyholder may also pay surrender charges and have income tax implications. You should consider determining whether you are insurable before implementing a strategy involving life insurance. Any guarantees associated with a policy are dependent on the ability of the issuing insurance company to continue making claim payments.

**This article is for informational purposes only and does not replace real-life advice, so consult your tax, legal, and accounting professionals before modifying your tax strategy.*

Tip adapted from IRS.gov⁸



Choose to Make Your Plate "MyPlate"

The food pyramid had many flaws, including generalized recommended daily servings and poorly defined portion sizes. So, the U.S. Department of Agriculture implemented a user-friendly redesign, transforming the pyramid into a plate.

The concept behind the MyPlate design was both revolutionary and seemingly obvious. After all, we eat off a plate, not a pyramid. Portions are easier to see. Make half the plate of fruits and vegetables; the other half comprises grains and protein. A serving of dairy (or non-dairy alternative) goes on the side.


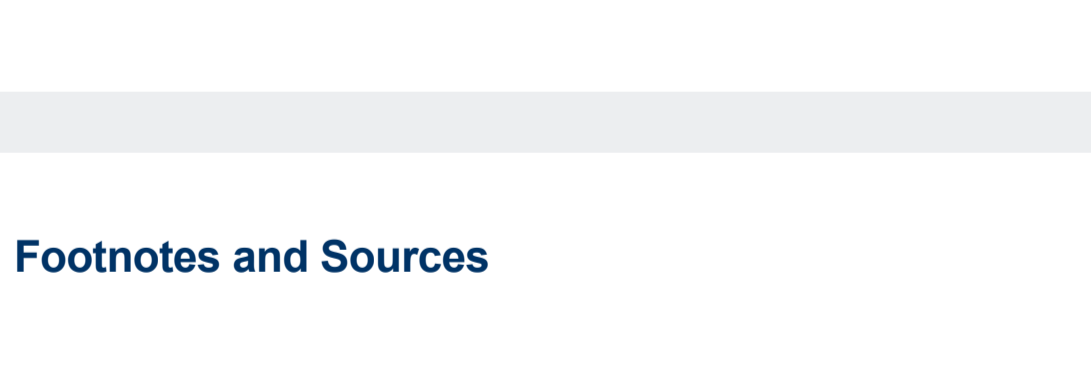
Take advantage of this method the next time you sit down for a meal and see what adjustments you can make to make your plate even healthier.

Tip adapted from myplate.gov⁹



The 22nd and 24th U.S. presidents had the same parents—yet the 22nd and 24th U.S. presidents were not siblings. Why?

Last week's riddle: You can't outrun it or hide from it. You only notice it when there is light, but it shows only darkness. What is it? Answer: Your shadow.



Forbidden City, Beijing, China

Footnotes and Sources

1. The Wall Street Journal, March 8, 2024
2. MarketWatch, March 6, 2024
3. CNBC, March 7, 2024
4. CNBC, March 8, 2024
5. The Wall Street Journal, March 8, 2024
6. The Wall Street Journal, March 7, 2024
7. Bureau of Labor Statistics, March 7, 2024
8. IRS.gov, November 02, 2023
9. MyPlate.gov, December 18, 2023

Investing involves risks, and investment decisions should be based on your own goals, time horizon, and tolerance for risk. The return and principal value of investments will fluctuate as market conditions change. When sold, investments may be worth more or less than their original cost.

The forecasts or forward-looking statements are based on assumptions, may not materialize, and are subject to revision without notice.

The market indexes discussed are unmanaged, and generally, considered representative of their respective markets. Index performance is not indicative of the past performance of a particular investment. Indexes do not incur management fees, costs, and expenses. Individuals cannot directly invest in unmanaged indexes. Past performance does not guarantee future results.

The Dow Jones Industrial Average is an unmanaged index that is generally considered representative of large-capitalization companies on the U.S. stock market. Nasdaq Composite is an index of the common stocks and similar securities listed on the NASDAQ stock market and is considered a broad indicator of the performance of technology and growth companies. The MSCI EAFE Index was created by Morgan Stanley Capital International (MSCI) and serves as a benchmark of the performance of major international equity markets, as represented by 21 major MSCI indexes from Europe, Australia, and Southeast Asia. The S&P 500 Composite Index is an unmanaged group of securities that are considered to be representative of the stock market in general.

U.S. Treasury Notes are guaranteed by the federal government as to the timely payment of principal and interest. However, if you sell a Treasury Note prior to maturity, it may be worth more or less than the original price paid. Fixed income investments are subject to various risks including changes in interest rates, credit quality, inflation risk, market valuations, prepayments, corporate events, tax ramifications and other factors.

International investments carry additional risks, which include differences in financial reporting standards, currency exchange rates, political risks unique to a specific country, foreign taxes and regulations, and the potential for illiquid markets. These factors may result in greater share price volatility.

Please consult your financial professional for additional information.

This content is developed from sources believed to be providing accurate information. The information in this material is not intended as tax or legal advice. Please consult legal or tax professionals for specific information regarding your individual situation. This material was developed and produced by FMG Suite to provide information on a topic that may be of interest. FMG is not affiliated with the named representative, financial professional, Registered Investment Advisor, Broker-Dealer, nor state- or SEC-registered investment advisory firm. The opinions expressed and material provided are for general information, and they should not be considered a solicitation for the purchase or sale of any security.

Copyright 2024 FMG Suite.

Mark Baca
mbaca@thebacagroup.com
(916) 362-4107

The Baca Group, Inc.
Registered Representative
<http://www.thebacagroup.com/>

Securities and advisory services offered through Cetera Advisor Networks LLC, member FINRA/SIPC (doing insurance business in CA as CFGAN Insurance Agency LLC), a broker/dealer and a Registered Investment Advisor. Cetera is under separate ownership from any other named entity. CA insurance license #0A27344

Confidentiality Notice: This email transmission and its attachments, if any, are confidential and intended only for the use of particular persons and entities. They may also be work product or attorney-client or attorney-advocate privilege or other privileges. Delivery to someone other than the intended recipient(s) shall not be deemed to waive any privilege. Review, distribution, storage, transmittal or other use of the email and any attachment by an unintended recipient is expressly prohibited. If you are not the named addressee (or its agent) or this email has been addressed to you in error, please immediately notify the sender by reply email and permanently delete the email and its attachments

Individuals affiliated with this broker/dealer firm are either Registered Representatives who offer only brokerage services and receive transaction-based compensation (commissions), Investment Adviser Representatives who offer only investment advisory services and receive fees based on assets, or both Registered Representatives and Investment Adviser Representatives, who can offer both types of services.

This informational email is an advertisement and you may opt out of receiving future emails. To opt out, please click the "Unsubscribe" link below.

This message was sent by
The Baca Group, Inc.
(916) 362-4107
3100 Zinfandel Drive
Suite 280
Rancho Cordova, CA 95670

Unsubscribe