

Weekly Market Insights

July 25, 2022

Stocks rallied last week as investor spirits lifted thanks to a better-than-expected start to the second-quarter earnings season.

The Dow Jones Industrial Average gained 1.95%, while the Standard & Poor's 500 added 2.55%. The Nasdaq Composite index jumped 3.33% for the week. The MSCI EAFE index, which tracks developed overseas stock markets, advanced 3.54%.^{1,2,3}



Market Index	Close	Week	Y-T-D
DJIA	31,899.29	+1.95%	-12.22%
NASDAQ	11,834.11	+3.33%	-24.36%
MSCI-EAFE	1,881.36	+3.54%	-19.46%
S&P 500	3,961.63	+2.55%	-16.88%



Treasury	Close	Week	Y-T-D
10-Year Note	2.77%	-0.16%	+1.25%

Sources: The Wall Street Journal, July 22, 2022; Treasury.gov, July 22, 2022
Weekly performance for the Dow Jones Industrial Average, Standard & Poor's 500 Index, and NASDAQ Composite Index is measured from the close of trading on Friday, July 15, to Friday, July 22, close. Weekly performance for the MSCI EAFE is measured from Friday, July 15, open to Thursday, July 21, close. Weekly and year-to-date 10-year Treasury note yield are expressed in basis points.

Earnings Propel Stocks

Earnings season kicked off last week, with major banks reporting second-quarter results. While their results were mixed, they appeared to indicate that consumers and businesses remained reasonably healthy—a perspective that helped erase some negative sentiment overhanging the market.

As the week progressed, stocks gained momentum as earnings results poured in from different sectors of the economy, showing that businesses were navigating higher inflation and slowing growth better than investors feared. Technology and other gloomier sectors were among the market's best performers for the week. A few disappointing corporate reports and a weak economic report sent stocks lower to close out a solid week.

Cracks in the Foundation

Data released last week indicated more trouble in the housing market. The latest monthly homebuilder sentiment survey showed the single largest monthly drop in its 37-year history, except for April 2020. The sentiment report preceded a drop in June housing starts and issued building permits. Housing starts declined for the second month, falling 2.0% and surprising economists who had expected an increase.^{4,5}

Housing weakness made itself known through a 5.4% month-over-month decline in June's existing home sales, representing the slowest pace since June 2020. Increasing prices and higher mortgage rates demonstrated drags on buyer demand.⁶

This Week: Key Economic Data

Tuesday: New Home Sales.

Wednesday: FOMC Announcement. Durable Goods Orders.

Thursday: Gross Domestic Product (GDP). Jobless Claims.

Source: Econoday, July 22, 2022

The Econoday economic calendar lists upcoming U.S. economic data releases (including key economic indicators), Federal Reserve policy meetings, and speaking engagements of Federal Reserve officials. The content is developed from sources believed to be providing accurate information. The forecasts or forward-looking statements are based on assumptions and may not materialize. The forecasts also are subject to revision.

This Week: Companies Reporting Earnings

Tuesday: Microsoft Corporation (MSFT), General Electric Company (GE), Visa, Inc. (V), Alphabet, Inc. (GOOGL), General Motors Company (GM), The Coca Cola Company (KO), McDonald's Corporation (MCD), Archer Daniels Midland Company (ADM), 3M Company (MMM), Texas Instruments, Inc. (TXN), United Parcel Service, Inc. (UPS), KimberlyClark Corporation (KMB).

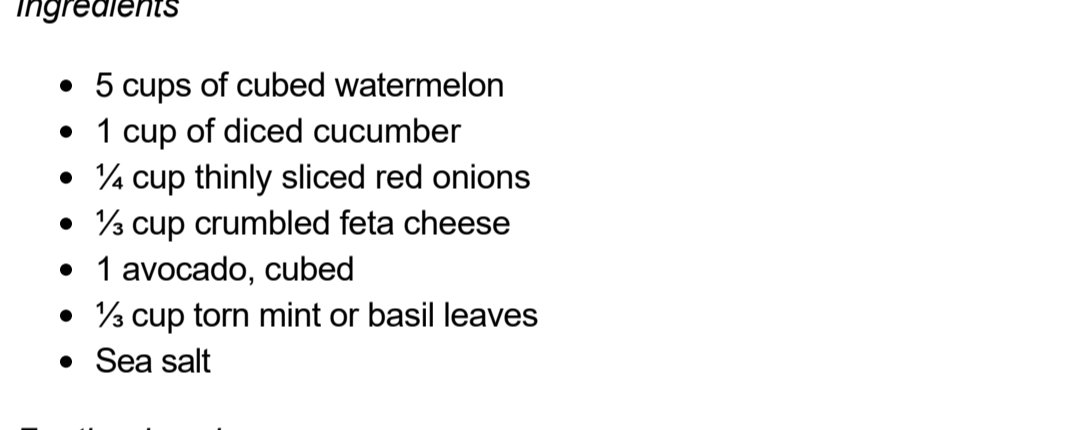
Wednesday: The Boeing Company (BA), Ford Motor Company (F), Qualcomm, Inc. (QCOM), Bristol Myers Squibb Company (BMY), Lam Research Corporation (LRCX), Shopify, Inc. (SHOP), ServiceNow, Inc. (NOW), General Dynamics Corporation (GD), Norfolk Southern Corporation (NSC).

Thursday: Apple, Inc. (AAPL), Intel Corporation (INTC), Mastercard, Inc. (MA), Pfizer, Inc. (PFE), Merck & Co., Inc. (MRK), The Southern Company (SO), Northrop Grumman Corporation (NOC), Southwest Airlines (LUV).

Friday: AbbVie, Inc. (ABBV), Exxon Mobil Corporation (XOM), Chevron Corporation (CVX), The Procter & Gamble Company (PG), ColgatePalmolive Company (CL).

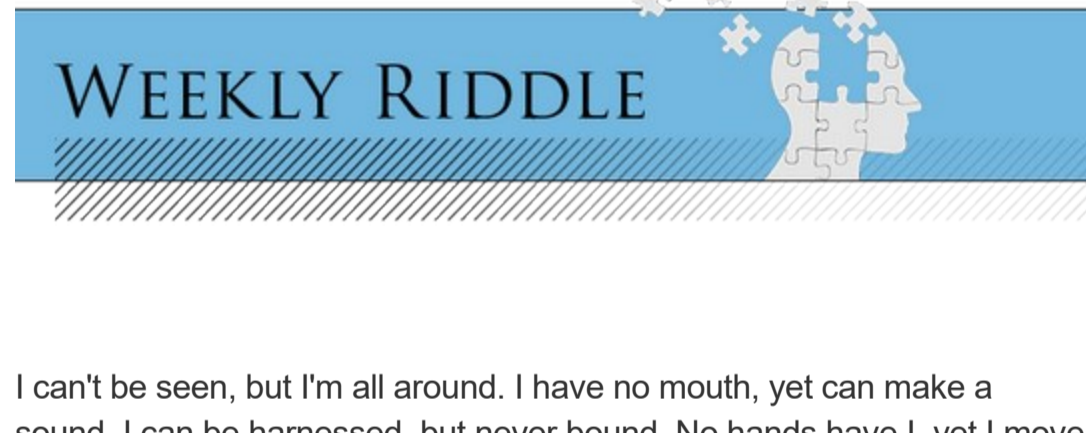
Source: Zacks, July 22, 2022

Companies mentioned are for informational purposes only. It should not be considered a solicitation for the purchase or sale of the securities. Investing involves risks, and investment decisions should be based on your own goals, time horizon, and tolerance for risk. The return and principal value of investments will fluctuate as market conditions change. When sold, investments may be worth more or less than their original cost. Companies may reschedule when they report earnings without notice.



"Lots of people want to ride with you in the limo, but what you want is someone who will take the bus with you when the limo breaks down."

— Oprah Winfrey



Not All Third-Party Payroll Service Providers Are Equal

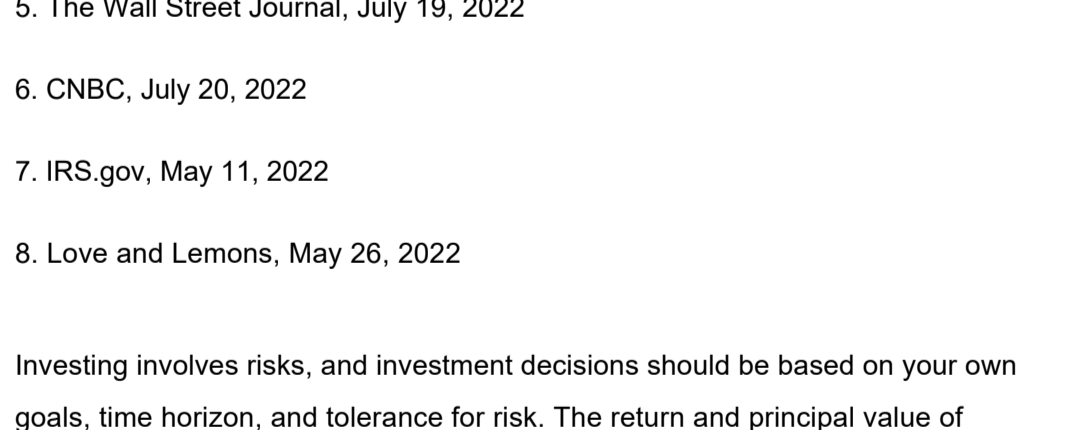
Many business owners do the necessary due diligence when hiring a company to handle payroll and payroll tax. But not all choices are the same. A business needs to pick this service wisely because it could fall out of the IRS guidelines if they don't.

To avoid missed deposits for employment taxes and other important bills, here are some choices to help ensure business owners have a trusted payroll service:

- Use a certified professional employer organization.
- Use a reporting agent.
- Enroll in the Electronic Federal Tax Payment System (EFTPS) to ensure your payroll service provides users EFTPS to max tax deposits. This free platform gives employers quick access to their payment history for deposits under their EIN.

* This information is not intended to be a substitute for specific, individualized tax advice. We suggest that you discuss your specific tax issues with a qualified tax professional.

Tip adapted from IRS.gov⁷



Celebrate Summer With This Fresh Salad

The weather is heating up, so cool down with this tasty, healthy, fresh watermelon salad!

Ingredients

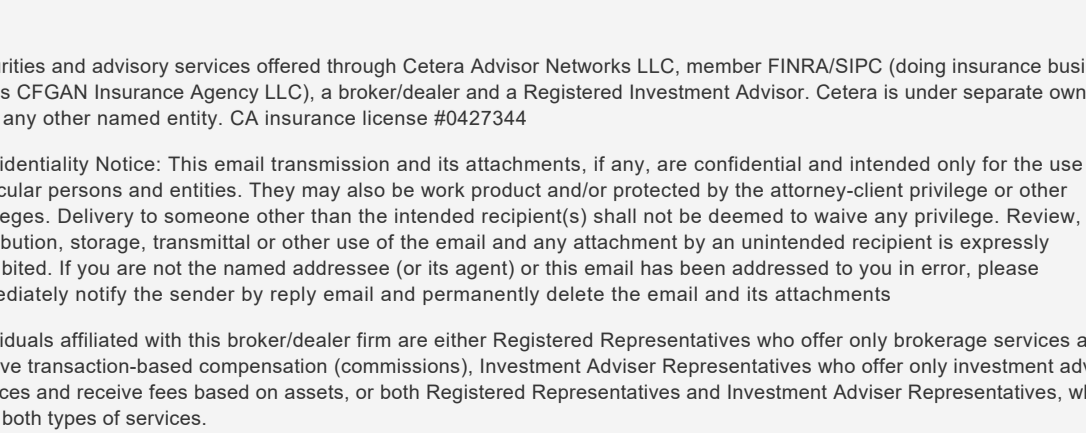
- 5 cups of cubed watermelon
- 1 cup of diced cucumber
- ¼ cup thinly sliced red onions
- ½ cup crumbled feta cheese
- 1 avocado, cubed
- ½ cup torn mint or basil leaves
- Sea salt

For the dressing

- 2 tablespoons extra-virgin olive oil
- 3 tablespoons lime juice
- ½ garlic clove, minced
- ¼ teaspoon sea salt

Whisk together all the dressing ingredients in a small bowl and set aside. Arrange the watermelon, cucumber, and red onions and drizzle with half the dressing. Then, add the feta, avocado, and mint. Drizzle with the rest of the dressing. Salt to taste and serve.

Tip adapted from Love and Lemons⁸



I can't be seen, but I'm all around. I have no mouth, yet can make a sound. I can be harnessed, but never bound. No hands have I, yet I move the ground. What am I?

Last week's riddle: You have 9 seemingly identical cubes before you. You are told that one is heavier than the other eight. Using a two-pan balance scale only twice, how can you pick out the heaviest cube? Riddle answer: Divide the 9 cubes into 3 groups of 3. Weigh two groups. This way, you can find out which group has the heavier cube in it. Choose 2 cubes from this group and compare their weights. By deduction, you will determine the heaviest cube.

Tre Cime Di Lavaredo, Sexten Dolomites, Italy

Footnotes and Sources

1. The Wall Street Journal, July 22, 2022

2. The Wall Street Journal, July 22, 2022

3. The Wall Street Journal, July 22, 2022

4. CNBC, July 18, 2022

5. The Wall Street Journal, July 19, 2022

6. CNBC, July 20, 2022

7. IRS.gov, May 11, 2022

8. Love and Lemons, May 26, 2022

Investing involves risks, and investment decisions should be based on your own goals, time horizon, and tolerance for risk. The return and principal value of investments will fluctuate as market conditions change. When sold, investments may be worth more or less than their original cost.

The forecasts or forward-looking statements are based on assumptions, may not materialize, and are subject to revision without notice.

The market indexes discussed are unmanaged, and generally, considered representative of their respective markets. Index performance is indicative of the past performance of a particular investment. Indexes do not incur management fees, costs, and expenses. Individuals cannot directly invest in unmanaged indexes. Past performance does not guarantee future results.

The Dow Jones Industrial Average is an unmanaged index that is generally considered representative of large-capitalization companies on the U.S. stock market. Nasdaq Composite is an index of the common stocks and similar securities listed on the NASDAQ stock market and is considered a broad indicator of the performance of technology and growth companies. The MSCI EAFE Index was created by Morgan Stanley Capital International (MSCI) and serves as a benchmark of the performance of major international equity markets, as represented by 21 major MSCI indexes from Europe, Australia, and Southeast Asia. The S&P 500 Composite Index is an unmanaged group of securities that are considered to be representative of the stock market in general.

U.S. Treasury Notes are guaranteed by the federal government as to the timely payment of principal and interest. However, if you sell a Treasury Note prior to maturity, it may be worth more or less than the original price paid. Fixed income investments are subject to various risks including changes in interest rates, credit quality, inflation risk, market valuations, prepayments, corporate events, tax ramifications and other factors.

International investments carry additional risks, which include differences in financial reporting standards, currency exchange rates, political risks unique to a specific country, foreign taxes and regulations, and the potential for illiquid markets. These factors may result in greater share price volatility.

Please consult your financial professional for additional information.

This content is developed from sources believed to be providing accurate information. The information in this material is not intended as tax or legal advice. Please consult legal or tax professionals for specific information regarding your individual situation.

This material was developed and produced by FMG Suite to provide information on a topic that may be of interest. FMG is not affiliated with the named representative, financial professional, Registered Investment Advisor, Broker-Dealer, nor state- or SEC-registered investment advisory firm. The opinions expressed and material provided are for general information, and they should not be considered a solicitation for the purchase or sale of any security.

Copyright 2022 FMG Suite.

Mark Baca
mbaca@thebacagroup.com
(916) 362-4107

The Baca Group, Inc.
Registered Representative

<http://www.thebacagroup.com/>

Securities and advisory services offered through Cetara Advisor Networks LLC, member FINRA/SIPC (doing insurance business in CA as CFGAN Insurance Agency LLC), a broker/dealer and a Registered Investment Advisor. Cetara is under separate ownership from any other named entity. CA insurance license #0427344

Confidentiality Notice: This email transmission and its attachments, if any, are confidential and intended only for the use of particular persons and entities. They may also be work product and/or protected by the attorney-client privilege or other privileges. Delivery to someone other than the intended recipient(s) shall not be deemed to waive any privilege. Review, distribution, storage, transmittal or other use of the email and any attachment by an unintended recipient is expressly prohibited. If you are not the named addressee (or its agent) or this email has been addressed to you in error, please immediately notify the sender by reply email and permanently delete the email and its attachments.

Individuals affiliated with this broker/dealer firm are either Registered Representatives who offer only brokerage services and receive transaction-based compensation (commissions), Investment Adviser Representatives who offer only investment advisory services and receive fees based on assets, or both Registered Representatives and Investment Adviser Representatives, who can offer both types of services.

This informational email is an advertisement and you may opt out of receiving future emails. To opt out, please click the "Unsubscribe" link below.

This message was sent by
The Baca Group, Inc.
(916) 362-4107
3100 Zinfandel Drive
Suite 280
Rancho Cordova, CA 95670

[Unsubscribe](#)