

Weekly Market Insights

May 2, 2022

On Friday, a sharp sell-off sent major stock market indices into negative territory for the week, capping a volatile close to April.

The Dow Jones Industrial Average declined 2.47%, while the Standard & Poor's 500 tumbled 3.27%. The Nasdaq Composite index dropped 3.93% for the week. The MSCI EAFE index, which tracks developed overseas stock markets, fell 3.33%.^{1,2,3}



Market Index	Close	Week	Y-T-D
DJIA	32,977.21	-2.47%	-9.25%
NASDAQ	12,334.64	-3.93%	-21.16%
MSCI-EAFE	2,012.60	-3.33%	-13.85%
S&P 500	4,131.93	-3.27%	-13.31%



Treasury	Close	Week	Y-T-D
10-Year Note	2.89%	-0.01%	+1.37%

Sources: The Wall Street Journal, April 29, 2022; Treasury.gov, April 29, 2022
Weekly performance for the Dow Jones Industrial Average, Standard & Poor's 500 Index, and NASDAQ Composite Index is measured from the close of trading on Friday, April 22, to Friday, April 29, close. Weekly performance for the MSCI-EAFE is measured from Friday, April 22, open to Thursday, April 28, close. Weekly and year-to-date 10-year Treasury note yield are expressed in basis points.

Stocks Slide

Trading was volatile in the final week of April as investors struggled with the crosscurrents of global economic growth anxieties stemming from widening COVID-related lockdowns in China and a fresh batch of corporate earnings reports.

Monday set the tone for the week. Stocks staged an intraday reversal, wiping out a deep morning decline to end the day higher. After broad losses on Tuesday and a choppy session on Wednesday, stocks mounted a powerful rally Thursday thanks to positive corporate earnings reports, overcoming a disappointing first-quarter Gross Domestic Product report. Stocks could not sustain Thursday's momentum, as Friday witnessed a broad-based retreat to cement another week of losses.

Economy Contracts

Following the torrid 6.9% annualized GDP growth rate in the fourth quarter, economists had expected economic growth to moderate to about a one-percent gain in the first quarter. Instead, the economy shrank at an annualized rate of 1.4%, dented by a slowdown in inventory investment by businesses, a jump in the trade deficit, and a decline in defense spending.

Consumer spending held up, rising 2.7%, though the gain was amid higher prices. Some economists expect the economy to resume its expansion for the remainder of the year, which may be one reason investors shrugged off the negative surprise.⁴

This Week: Key Economic Data

Monday: Institute for Supply Management (ISM) Manufacturing Index.
Tuesday: Factory Orders. Job Openings and Turnover Survey (JOLTS).

Wednesday: Federal Open Market Committee (FOMC) Announcement. Automated Data Processing (ADP) Employment Report. Institute for Supply Management (ISM) Services Index.

Thursday: Jobless Claims.

Friday: Employment Situation.

Source: Econoday, April 29, 2022
The Econoday economic calendar lists upcoming U.S. economic data releases (including key economic indicators), Federal Reserve policy meetings, and speaking engagements of Federal Reserve officials. The content is developed from sources believed to be providing accurate information. The forecasts or forward-looking statements are based on assumptions and may not materialize. The forecasts also are subject to revision.

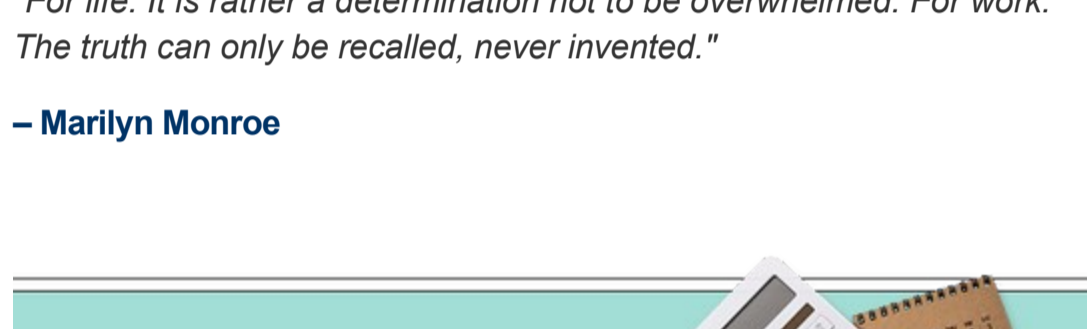
This Week: Companies Reporting Earnings

Tuesday: Advanced Micro Devices, Inc. (AMD), Pfizer, Inc. (PFE), Starbucks Corporation (SBUX), Marathon Petroleum Corporation (MPC), Skyworks Solutions, Inc. (SWKS), Prudential Financial, Inc. (PRU).

Wednesday: CVS Health Corporation (CVS), Twilio, Inc. (TWLO), Fortinet, Inc. (FTNT), eBay, Inc. (EBAY), Booking Holdings, Inc. (BKNG), Match Group, Inc. (MCH).

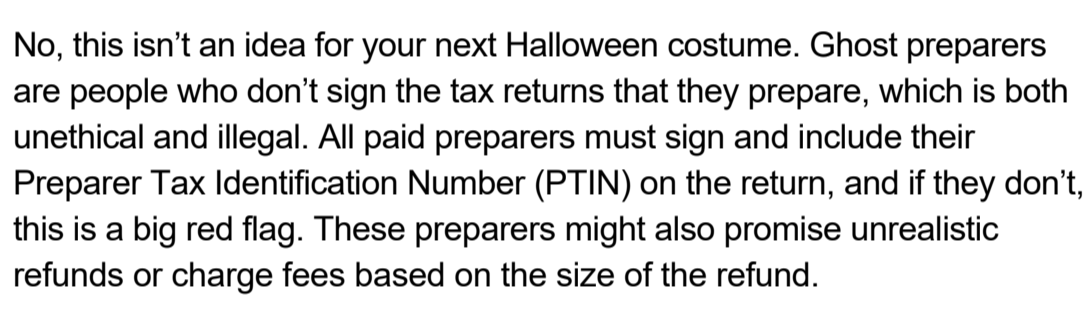
Thursday: Block, Inc. (SQ), Illumina, Inc. (ILMN), Shopify, Inc. (SHOP), Pioneer Natural Resources Company (PXD), ConocoPhillips (COP), Anheuser-Busch InBev (BUD), Albeamle Corporation (ALB), Vertex Pharmaceuticals, Inc. (VRTX), Kellogg Company (K), Air Products and Chemicals (APD).

Source: Zacks, April 29, 2022
Companies mentioned are for informational purposes only. It should not be considered a solicitation for the purchase or sale of the securities. Investing involves risks, and investment decisions should be based on your own goals, time horizon, and tolerance for risk. The return and principal value of investments will fluctuate as market conditions change. When sold, investments may be worth more or less than their original cost. Companies may reschedule when they report earnings without notice.



"For life: It is rather a determination not to be overwhelmed. For work: The truth can only be recalled, never invented."

—Marilyn Monroe



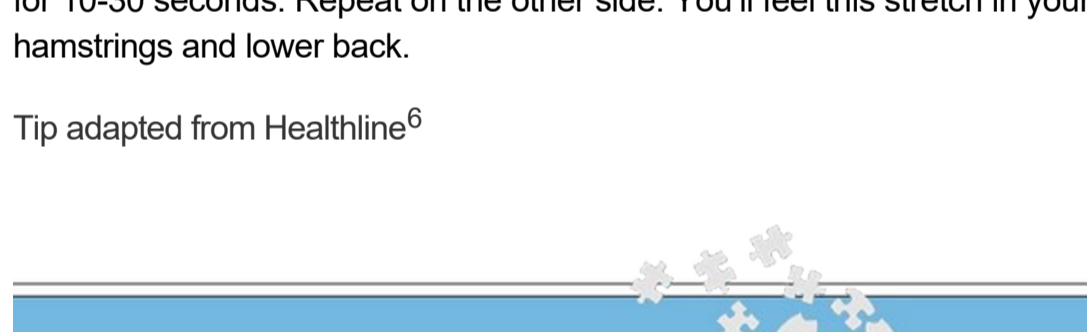
Beware of Ghost Preparers

No, this isn't an idea for your next Halloween costume. Ghost preparers are people who don't sign the tax returns that they prepare, which is both unethical and illegal. All paid preparers must sign and include their Preparer Tax Identification Number (PTIN) on the return, and if they don't, this is a big red flag. These preparers might also promise unrealistic refunds or charge fees based on the size of the refund.

If you use a tax preparer, always vet them wisely. The IRS also has a page dedicated to helping taxpayers choose a reputable tax professional on IRS.gov and a Directory of Federal Tax Return Preparers with Credentials and Select Qualifications.

* This information is not intended to be a substitute for specific, individualized tax advice. We suggest that you discuss your specific tax issues with a qualified tax professional.

Tip adapted from IRS.gov⁵



Two Leg Stretches to Try at Your Desk

We spend so much time sitting at our desks, so it's good to get some stretches here and there, especially if you have a long day. The good news is that you don't even have to leave your desk to get these two stretches in!

Hip and Knee Flexion Stretch

For this stretch, hug one knee at a time and gently pull it toward your chest. Hold the pose for 10-30 seconds and repeat on both sides. This post will stretch your quads, hamstrings, and hips.

Hamstring Stretch

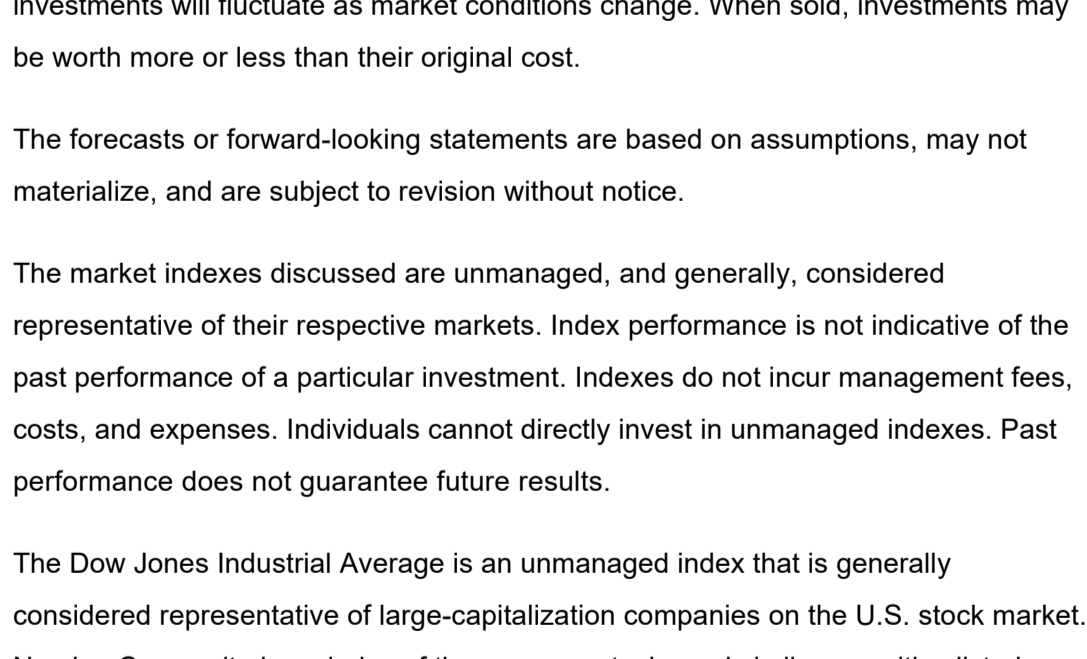
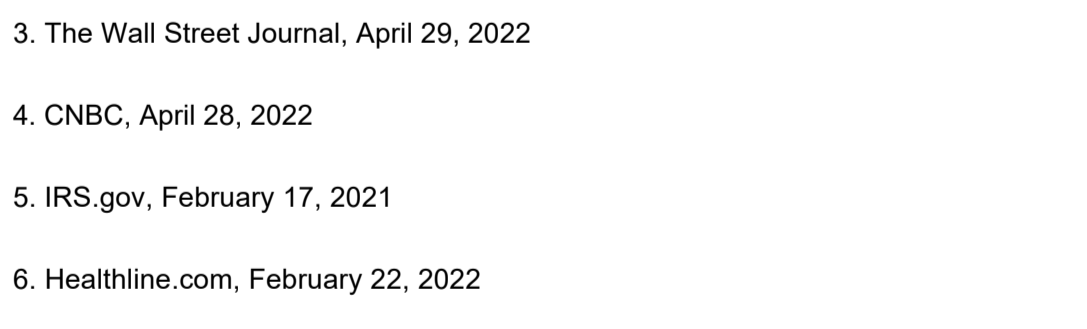
For this stretch, remain seated and extend one leg straight out in front of you. Reach toward your toes without hyperextending and hold the stretch for 10-30 seconds. Repeat on the other side. You'll feel this stretch in your hamstrings and lower back.

Tip adapted from Healthline⁶



What is the number missing within this sequence? 4, 7, 11, 18, 29, 47, __, 123, 199, 322.

Last week's riddle: Wilson, Xavier, Yolanda, and Zach are standing in line at the market. See if you can figure out their order from these clues: Yolanda is between Wilson and Xavier, Zach is next to Yolanda, and Xavier is not first. Answer: Zach is first, Wilson is second, Yolanda is third, and Xavier is fourth.



Grand Prismatic Spring, Midway Geysers Basin, Yellowstone National Park, Wyoming

Footnotes and Sources

1. The Wall Street Journal, April 29, 2022
2. The Wall Street Journal, April 29, 2022
3. The Wall Street Journal, April 29, 2022
4. CNBC, April 28, 2022
5. IRS.gov, February 17, 2021
6. Healthline.com, February 22, 2022

Investing involves risks, and investment decisions should be based on your own goals, time horizon, and tolerance for risk. The return and principal value of investments will fluctuate as market conditions change. When sold, investments may be worth more or less than their original cost.

The forecasts or forward-looking statements are based on assumptions, may not materialize, and are subject to revision without notice.

The market indexes discussed are unmanaged, and generally, considered indicative representative of their respective markets. Index performance is not indicative of the past performance of a particular investment. Indexes do not incur management fees, costs, and expenses. Individuals cannot directly invest in unmanaged indexes. Past performance does not guarantee future results.

The Dow Jones Industrial Average is an unmanaged index that is generally considered representative of large-capitalization companies on the U.S. stock market. Nasdaq Composite is an index of the common stocks and similar securities listed on the NASDAQ stock market and is considered a broad indicator of the performance of technology and growth companies. The MSCI EAFE Index was created by Morgan Stanley Capital International (MSCI) and serves as a benchmark of the performance of major international equity markets, as represented by 21 major MSCI indexes from Europe, Australia, and Southeast Asia. The S&P 500 Composite Index is an unmanaged group of securities that are considered to be representative of the stock market in general.

U.S. Treasury Notes are guaranteed by the federal government as to the timely payment of principal and interest. However, if you sell a Treasury Note prior to maturity, it may be worth more or less than the original price paid. Fixed income investments are subject to various risks including changes in interest rates, credit quality, inflation risk, market valuations, prepayments, corporate events, tax ramifications and other factors.

International investments carry additional risks, which include differences in financial reporting standards, currency exchange rates, political risks unique to a specific country, foreign taxes and regulations, and the potential for illiquid markets. These factors may result in greater share price volatility.

Please consult your financial professional for additional information.

This content is developed from sources believed to be providing accurate information. The information in this material is not intended as tax or legal advice. Please consult legal or tax professionals for specific information regarding your individual situation.

This material was developed and produced by FMG Suite to provide information on a topic that may be of interest. FMG is not affiliated with the named representative, financial professional, Registered Investment Advisor, Broker-Dealer, nor state- or SEC-registered investment advisory firm. The opinions expressed and material provided are for general information, and they should not be considered a solicitation for the purchase or sale of any security.

Copyright 2022 FMG Suite.

Mark Baca
mbaca@thebacagroup.com
(916) 362-4107

The Baca Group, Inc.
Registered Representative
<http://www.thebacagroup.com/>

Securities and advisory services offered through Cetera Advisor Networks LLC, member FINRA/SIPC (doing insurance business in CA as CFGAN Insurance Agency LLC), a broker/dealer and a Registered Investment Advisor. Cetera is under separate ownership from any other named entity. CA insurance license #0427344

Confidentiality Notice: This email transmission and its attachments, if any, are confidential and intended only for the use of particular persons and entities. They may also be work product and/or protected by the attorney-client privilege or other privileges. Delivery to someone other than the intended recipient(s) shall not be deemed to waive any privilege. Review, distribution, storage, transmittal or other use of the email and any attachment by an unintended recipient is expressly prohibited. If you are not the named addressee (or its agent) or this email has been addressed to you in error, please immediately notify the sender by reply email and permanently delete the email and its attachments

Individuals affiliated with this broker/dealer firm are either Registered Representatives who offer only brokerage services and receive transaction-based compensation (commissions), Investment Adviser Representatives who offer only investment advisory services and receive fees based on assets, or both Registered Representatives and Investment Adviser Representatives, who can offer both types of services.

This informational email is an advertisement and you may opt out of receiving future emails. To opt out, please click the "unsubscribe" link below.

This message was sent by
The Baca Group, Inc.
(916) 362-4107
3100 Zinfandel Drive
Suite 260
Rancho Cordova, CA 95670

[Unsubscribe](#)