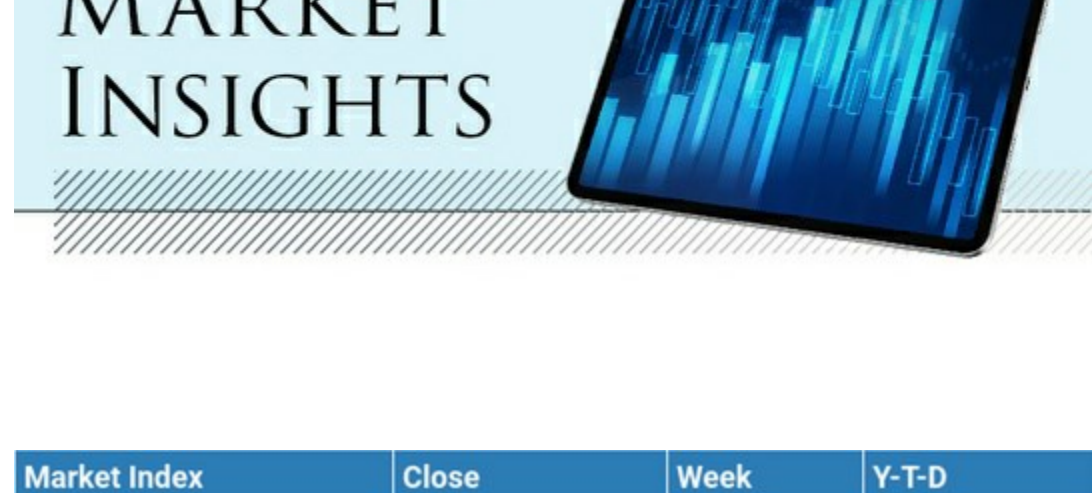


# Weekly Market Insights

June 21, 2022

Stocks moved lower last week as recession fears deepened following a Fed hike in interest rates and weak economic data.

The Dow Jones Industrial Average fell 4.79%, while the Standard & Poor's 500 dropped 5.79%. The Nasdaq Composite index slid 4.78% for the week. The MSCI EAFE index, which tracks developed overseas stock markets, slumped 4.51%.<sup>1,2,3</sup>



Market Index	Close	Week	Y-T-D
DJIA	29,888.78	-4.79%	-17.75%
NASDAQ	10,798.35	-4.78%	-30.98%
MSCI-EAFE	1,847.03	-4.51%	-20.93%
S&P 500	3,674.84	-5.79%	-22.90%



Treasury	Close	Week	Y-T-D
10-Year Note	3.25%	+0.09%	+1.73%

Sources: The Wall Street Journal, June 17, 2022; Treasury.gov, June 17, 2022  
Weekly performance for the Dow Jones Industrial Average, Standard & Poor's 500 Index, and NASDAQ Composite Index is measured from the close of trading on Friday, June 10, to Friday, June 17, close. Weekly performance for the MSCI EAFE is measured from Friday, June 10, open to Thursday, June 16, close. Weekly and year-to-date 10-year Treasury note yield are expressed in basis points.

## Stocks Tumble

Stocks were under pressure all week due to inflation worries, higher yields, and rising recession concerns. In advance of the much-awaited mid-week meeting of the Federal Open Market Committee (FOMC), bond yields jumped, and stocks retreated on speculation that the Fed might raise rates by 75 basis points. When the Fed announced a 75 basis point hike on Wednesday, stocks rebounded strongly.

The enthusiasm was short-lived. Stocks resumed their slide on Thursday as global central banks followed with their own rate hikes. Recession fears grew based on a weak housing starts report and a contraction in the Philadelphia Fed Business Index—the first contraction since May 2020.<sup>4</sup>

## Fed Rate Hike

The Federal Reserve announced a 0.75% hike in the federal funds rate, making it the biggest rate increase since 1994 and signaling its commitment to address inflation. The report from last week's FOMC meeting also indicated new rate projections, showing that all members expect rates to rise to at least 3.0% by year-end, with half the members expecting rates to rise to 3.375%.<sup>5</sup>

The 75 basis point rate increase was a late-developing change from earlier Fed guidance of a 50 basis point increase. The change of heart was in response to recent inflation data and rising inflationary expectations.<sup>6</sup>

## This Week: Key Economic Data

**Tuesday:** Existing Home Sales.

**Thursday:** Jobless Claims, Purchasing Managers' Index (PMI).

**Friday:** New Home Sales, Consumer Sentiment.

Source: Econoday, June 17, 2022

The Econoday economic calendar lists upcoming U.S. economic data releases (including key economic indicators), Federal Reserve policy meetings, and speaking engagements of Federal Reserve officials. The content is developed from sources believed to be providing accurate information. The forecasts or forward-looking statements are based on assumptions and may not materialize. The forecasts also are subject to revision.

## This Week: Companies Reporting Earnings


**Tuesday:** Lennar Corporation (LEN).

**Wednesday:** KB Home (KBH).

**Thursday:** FedEx Corporation (FDX), Darden Restaurants, Inc. (DRI).

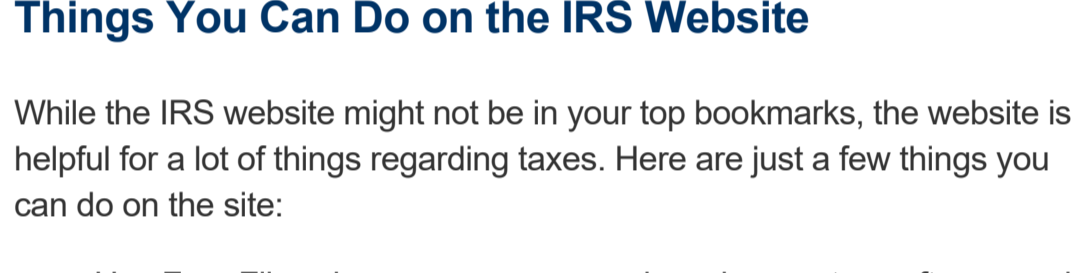
Source: Zacks, June 17, 2022

Companies mentioned are for informational purposes only. It should not be considered a solicitation for the purchase or sale of the securities. Investing involves risks, and investment decisions should be based on your own goals, time horizon, and tolerance for risk. The return and principal value of investments will fluctuate as market conditions change. When sold, investments may be worth more or less than their original cost. Companies may reschedule when they report earnings without notice.



"In memory everything seems to happen to music."

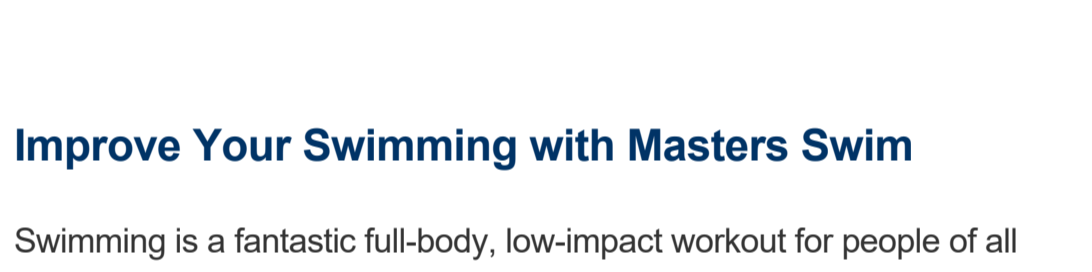
— Tennessee Williams



## Things You Can Do on the IRS Website

While the IRS website might not be in your top bookmarks, the website is helpful for a lot of things regarding taxes. Here are just a few things you can do on the site:

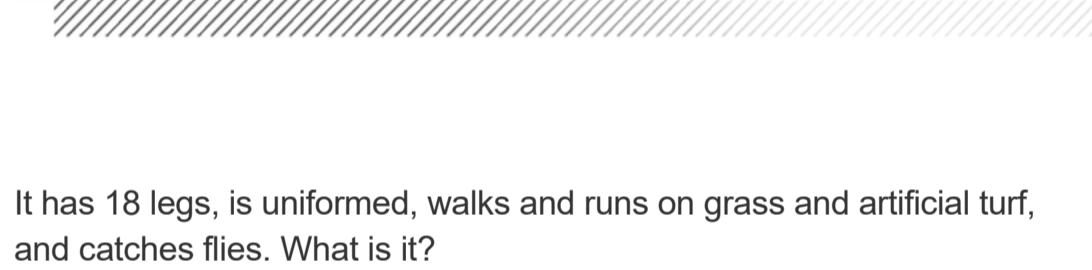
- Use Free File, where you can access brand-name tax software and online fillable forms.
  - Use the IRS e-file system: a safe, easy, and common way to file your tax return.
  - Check the status of your tax refund.
  - Find out how to make payments electronically to pay your federal taxes. You can use a credit or debit card or enroll in the US Treasury's Electronic Federal Tax Payment System to pay your taxes.
  - Get tax forms and publications, including helpful tips for frequently asked questions.
- \* This information is not intended to be a substitute for specific, individualized tax advice. We suggest that you discuss your specific tax issues with a qualified tax professional.
- Tip adapted from IRS.gov<sup>7</sup>



## Improve Your Swimming with Masters Swim

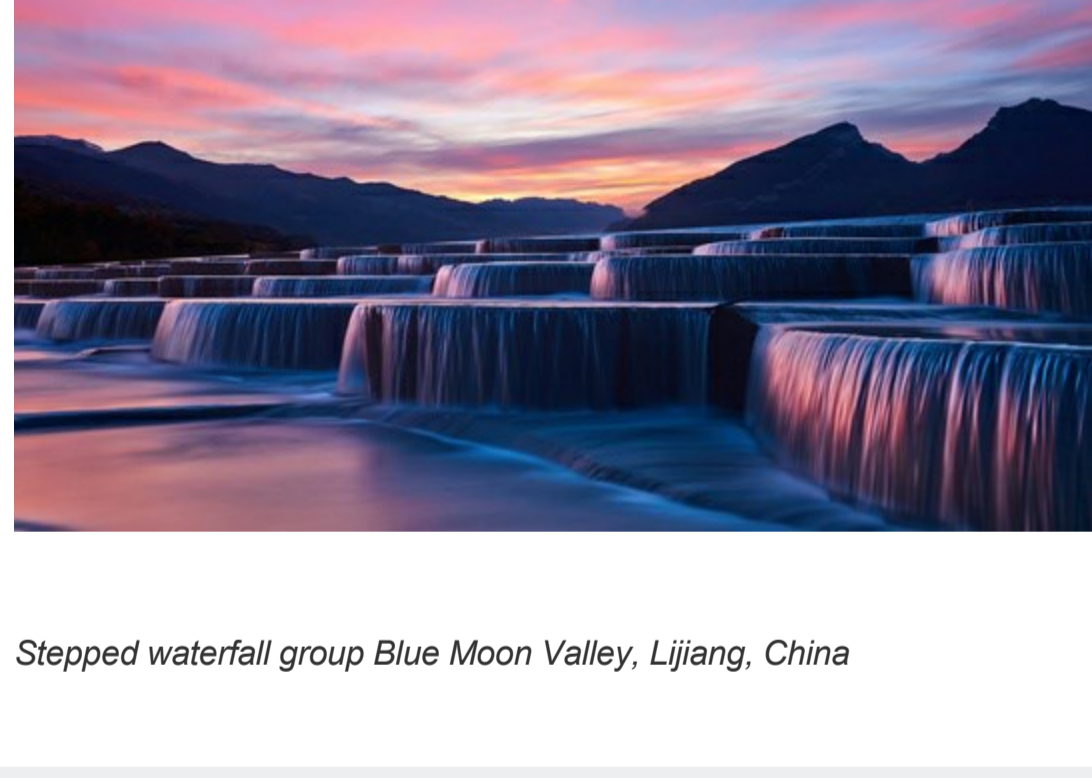

Swimming is a fantastic full-body, low-impact workout for people of all ages. Check out US Masters Swimming for a club near you as the weather warms up! USMS is an organized swimming club for swimmers of all levels. Swimming with a Masters club is a great way to build camaraderie, meet new friends, get better at swimming, and enjoy a great workout. There are clubs all over the country, likely at a pool near you, which you can find through the Club Finder tool on the USMS website. The coaches will help you start (and stick with) a swimming routine, improve your stroke, and learn more about the sport.

Tip adapted from US Masters Swimming<sup>8</sup>



It has 18 legs, is uniformed, walks and runs on grass and artificial turf, and catches flies. What is it?

Last week's riddle: What surrounds everyone and is the end of time and space? Riddle answer: The letter "e."



Stepped waterfall group Blue Moon Valley, Lijiang, China

## Footnotes and Sources

1. The Wall Street Journal, June 17, 2022
2. The Wall Street Journal, June 17, 2022
3. The Wall Street Journal, June 17, 2022
4. CNBC, June 16, 2022
5. The Wall Street Journal, June 15, 2022
6. The Wall Street Journal, June 15, 2022
7. IRS.gov, March 20, 2020
8. usms.org, February 22, 2022

Investing involves risks, and investment decisions should be based on your own goals, time horizon, and tolerance for risk. The return and principal value of investments will fluctuate as market conditions change. When sold, investments may be worth more or less than their original cost.

The forecasts or forward-looking statements are based on assumptions, may not materialize, and are subject to revision without notice.

The market indexes discussed are unmanaged, and generally, considered representative of their respective markets. Index performance is not indicative of the past performance of a particular investment. Indexes do not incur management fees, costs, and expenses. Individuals cannot directly invest in unmanaged indexes. Past performance does not guarantee future results.

The Dow Jones Industrial Average is an unmanaged index that is generally considered representative of large-capitalization companies on the U.S. stock market. Nasdaq Composite is an index of the common stocks and similar securities listed on the NASDAQ stock market and is considered a broad indicator of the performance of technology and growth companies. The MSCI EAFE Index was created by Morgan Stanley Capital International (MSCI) and serves as a benchmark of the performance of major international equity markets, as represented by 21 major MSCI indexes from Europe, Australia, and Southeast Asia. The S&P 500 Composite Index is an unmanaged group of securities that are considered to be representative of the stock market in general.

U.S. Treasury Notes are guaranteed by the federal government as to the timely payment of principal and interest. However, if you sell a Treasury Note prior to maturity, it may be worth more or less than the original price paid. Fixed income investments are subject to various risks including changes in interest rates, credit quality, inflation risk, market valuations, prepayments, corporate events, tax ramifications and other factors.

International investments carry additional risks, which include differences in financial reporting standards, currency exchange rates, political risks unique to a specific country, foreign taxes and regulations, and the potential for illiquid markets. These factors may result in greater share price volatility.

Please consult your financial professional for additional information.

This content is developed from sources believed to be providing accurate information. The information in this material is not intended as tax or legal advice. Please consult legal or tax professionals for specific information regarding your individual situation. This material was developed and produced by FMG Suite to provide information on a topic that may be of interest. FMG is not affiliated with the named representative, financial professional, Registered Investment Advisor, Broker-Dealer, nor state- or SEC-registered investment advisory firm. The opinions expressed and material provided are for general information, and they should not be considered a solicitation for the purchase or sale of any security.

Copyright 2022 FMG Suite.

**Mark Baca**  
[mbaca@thebacagroup.com](mailto:mbaca@thebacagroup.com)  
(916) 362-4107

The Baca Group, Inc.  
Registered Representative  
<http://www.thebacagroup.com/>



Securities and advisory services offered through Cetera Advisor Networks LLC, member FINRA/SIPC (doing insurance business in CA as CFGAN Insurance Agency LLC), a broker/dealer and a Registered Investment Advisor. Cetera is under separate ownership from any other named entity. CA insurance license #0427344

Confidentiality Notice: This email transmission and its attachments, if any, are confidential and intended only for the use of particular persons and entities. They may also be work product and/or protected by the attorney-client privilege or other privileges. Delivery to someone other than the intended recipient(s) shall not be deemed to waive any privilege. Review, distribution, storage, transmittal or other use of the email and any attachment by an unintended recipient is expressly prohibited. If you are not the named addressee (or its agent) or this email has been addressed to you in error, please immediately notify the sender by reply email and permanently delete the email and its attachments

Individuals affiliated with this broker/dealer firm are either Registered Representatives who offer only brokerage services and receive transaction-based compensation (commissions), Investment Adviser Representatives who offer only investment advisory services and receive fees based on assets, or both Registered Representatives and Investment Adviser Representatives, who can offer both types of services.

This informational email is an advertisement and you may opt out of receiving future emails. To opt out, please click the "Unsubscribe" link below.

This message was sent by  
The Baca Group, Inc.  
(916) 362-4107  
3100 Zinfandel Drive  
Suite 280  
Rancho Cordova, CA 95670

[Unsubscribe](#)