

Enrolling in Online Brokerage

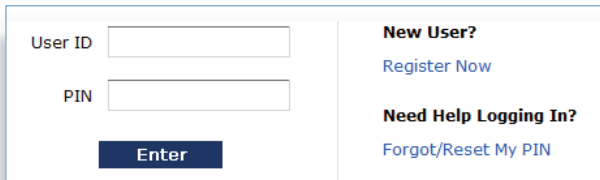
Quick and easy instructions to help you register

We've made enrolling in your Online Brokerage Account quick and easy, so you can take advantage of 24/7 access to your account information to be more informed and better work with your financial advisor to help reach your goals. Simply follow these instructions to enroll in your account, get a free mobile app to access your account from virtually anywhere, and sign up for eDelivery of your statements, confirmations, and more.

EASY STEPS TO ENROLL

Follow these instructions to enroll in your Online Brokerage Account:

1. Visit the myStreetscape® login page.
2. Click the "Register Now" link.



User ID

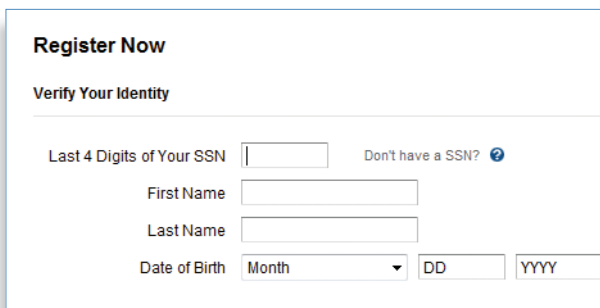
PIN

Enter

New User?
[Register Now](#)

Need Help Logging In?
[Forgot/Reset My PIN](#)

3. Type in the last four digits of your Social Security number along with your first and last name and date of birth.



Register Now

Verify Your Identity

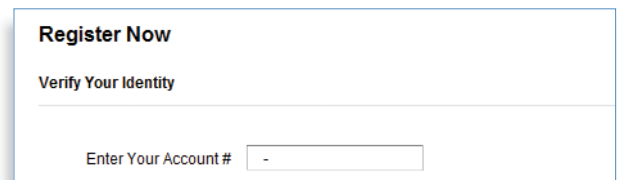
Last 4 Digits of Your SSN [Don't have a SSN?](#)

First Name

Last Name

Date of Birth

4. Enter your valid brokerage account number, which can be found on a recent brokerage account statement or confirm.

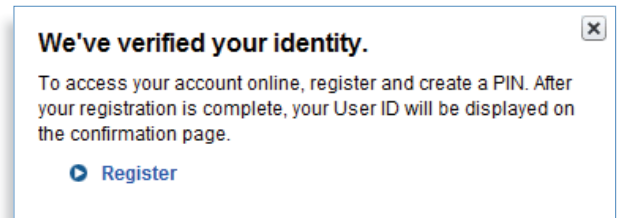


Register Now

Verify Your Identity

Enter Your Account #

5. Once your identity has been verified, your User ID will be displayed on your confirmation page.



We've verified your identity.

To access your account online, register and create a PIN. After your registration is complete, your User ID will be displayed on the confirmation page.

[Register](#)

6. You'll be prompted to establish and confirm your personal identification number (PIN), and create your specific security questions.

Register Now

✓ Verify Your Identity | ➔ **Register** | Confirmation

Create New PIN

Retype New PIN

PIN Guidelines
Must contain 6 to 12 numbers with no letters or special characters
Cannot contain four instances of a single number
Should not be an easily recognized sequence (e.g. 1234)
Please use a new PIN that you have not used before.

For your security, do not use personally identifiable information such as Social Security number, telephone number, or date of birth.

Create Your Security Question
If you need to reset your PIN, you will be asked your security question to verify your identity.

Question

Answer

Retype Answer

Cancel

TAKE ADVANTAGE OF OUR MOBILE APP

Once you have enrolled, you can download our convenient mobile app to tap into your Online Brokerage Account when you're on the go. The app lets you view your positions, balances, and transaction history on your iPhone® and iPad®, Android™, BlackBerry™, and other smart phones.

DOWNLOAD THE APP



Scan this code with your phone to get the app.

GO PAPERLESS WITH EDELIVERY

After you have enrolled in Online Brokerage, you can simplify your recordkeeping by signing up for eDelivery. You'll get electronic storage of statements, trade confirmations, prospectuses, shareholder reports, and other eligible correspondence. The eDelivery feature allows you to reduce the amount of paper you receive by mail, and protect your identity with less personal information on paper.

TO SIGN UP FOR EDELIVERY:

1. Log on to your Online Brokerage Account.
2. Click on the "Go Paperless" link.

Visit www.myOnlineBrokerageCentral.com for more details about your Online Brokerage Account, or call your advisor or financial institution.

To enroll in online brokerage, please contact your advisor or financial institution.

Use of the myStreetscape® brokerage mobile app requires an active Online Brokerage Account.

Third parties are independent companies not affiliated with National Financial. Screens shown are for illustrative purposes only.

National Financial Services LLC, Member NYSE, SIPC, 200 Seaport Boulevard, Boston, MA 02210

© 2013 FMR LLC. All rights reserved.

657012.1.0

1.968213.100
0813