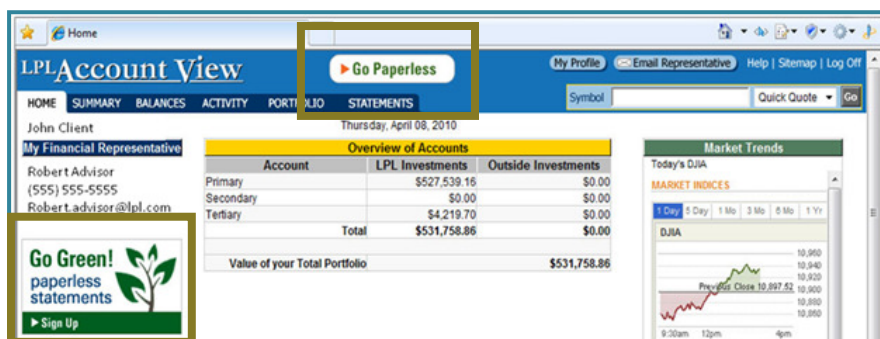


Go Paperless with LPL Financial Online Statements

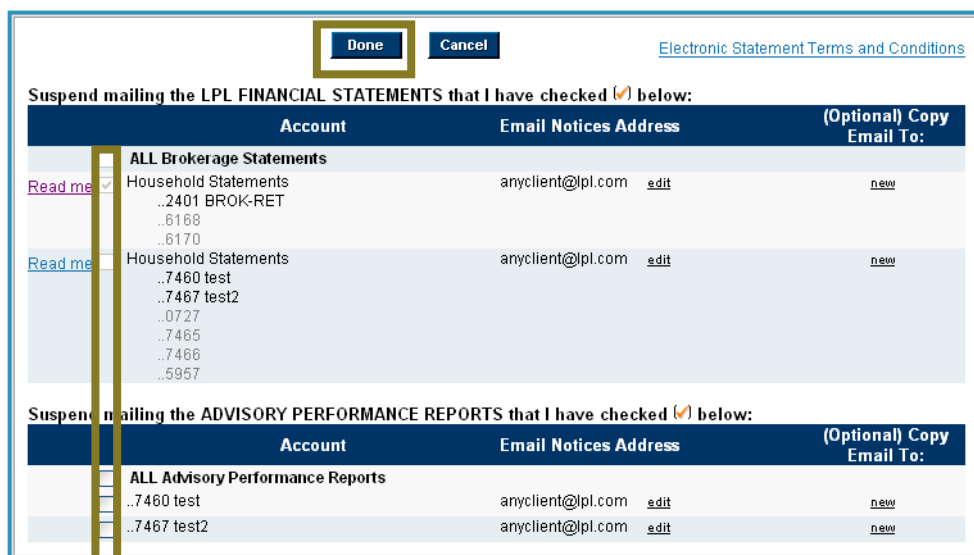
Your LPL Financial Statements can now be **paperless!**

To discontinue mailing of LPL Financial monthly account statements and quarterly Advisory Performance Reports use the following steps.

Step 1: Log into LPL Account View and click on either the Go Green or Go Paperless buttons.



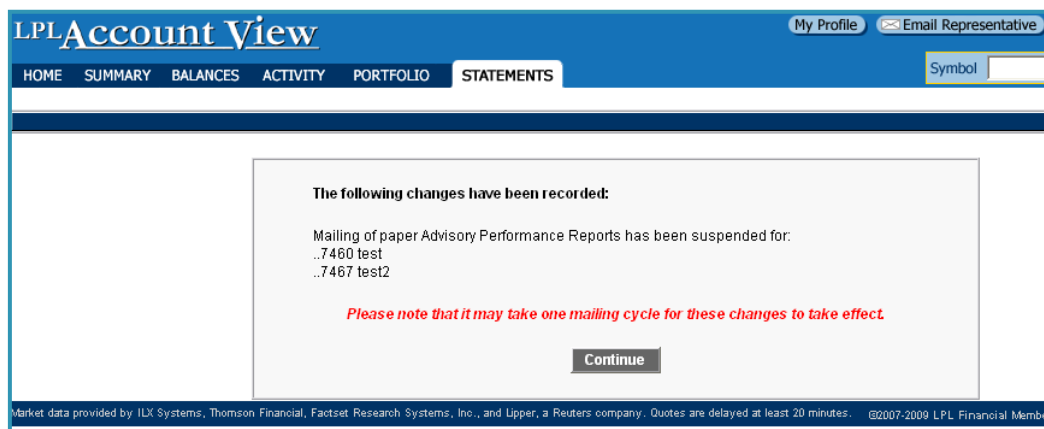
Step 2: Click on the box next to each account that you wish to be paperless. If all of your current paper statements arrive in one envelope, be sure to select all accounts.



Then click Done.

Step 3: You'll see confirmation that the change has been made.

Note: Two years of statements are archived for you. However when viewing a statement you may save to your computer or print when needed as you can with any PDF document.



As of 9/16/10