

# Weekly Market Insights

October 9, 2023

A Friday rally overcame a shaky week, sending stocks mostly higher.

The Dow Jones Industrial Average slipped 0.30% for the week. Meanwhile, the Standard & Poor's 500 gained 0.48%, and the Nasdaq Composite index added 1.60% for the five trading days. The MSCI EAFE index, which tracks developed overseas stock markets, fell 2.37%.<sup>1,2,3</sup>



Market Index	Close	Week	Y-T-D
DJIA	33,407.58	-0.30%	+0.79%
NASDAQ	13,431.34	+1.60%	+28.33%
MSCI-EAFE	1,983.21	-2.37%	+2.02%
S&P 500	4,308.50	+0.48%	+12.22%



Treasury	Close	Week	Y-T-D
10-Year Note	4.78%	+0.19%	+0.90%

Sources: The Wall Street Journal, October 6, 2023; Treasury.gov, October 6, 2023  
Weekly performance for the Dow Jones Industrial Average, Standard & Poor's 500 Index, and NASDAQ Composite Index is measured from the close of trading on Friday, September 29, to Friday, October 6 close. Weekly performance for the MSCI-EAFE is measured from Friday, September 29 open to Thursday, October 5 close. Weekly and year-to-date 10-year Treasury note yield are expressed in basis points.

## Friday Rally

Stocks rallied on Friday after a stronger employment report than Wall Street expected. The headline increase in September payrolls initially generated fears of further Fed rate hikes, leading to a spike in bond yields and steep early morning losses. A yield retreat may have triggered the turnaround as investors focused more on the month's moderate wage growth.

Stocks were shaky for much of last week on rising bond yields. When Treasury yields hit their highest level since 2007 on Tuesday, stock prices dropped, leaving the Dow Industrials in negative territory for the year. The catalyst for the day's spike in interest rates was a surprisingly strong JOLTS (Job Openings and Labor Turnover Survey) showing nearly one million more open jobs than investors had expected.<sup>4</sup>

## All About Jobs

The labor market remains resilient. August JOLTS showed job openings exceeded 9.6 million, above the consensus estimate of 8.8 million. A weak Automated Data Processing (ADP) private payroll job growth (released Wednesday) that showed 89,000 new private sector jobs appeared to be an outlier compared to the other reports.<sup>5,6</sup>

Friday's monthly employment report showed a robust gain of 336,000 new jobs, nearly double the consensus forecast of 170,000. At the same time, the previous two months saw significant upward revisions of 119,000 (combined) from initial reports. Wage gains rose modestly, coming in below expectations and striking a hopeful note on inflation.<sup>7</sup>

## This Week: Key Economic Data

**Wednesday:** Producer Price Index (PPI), Federal Open Market Committee (FOMC) Minutes.

**Thursday:** Consumer Price Index (CPI), Jobless Claims.

**Friday:** Consumer Sentiment.

Source: Econoday, October 6, 2023

The Econoday economic calendar lists upcoming U.S. economic data releases (including key economic indicators), Federal Reserve policy meetings, and speaking engagements of Federal Reserve officials. The content is developed from sources believed to be providing accurate information. The forecasts or forward-looking statements are based on assumptions and may not materialize. The forecasts also are subject to revision.

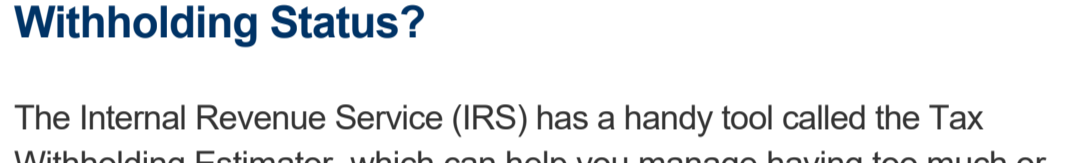
## This Week: Companies Reporting Earnings

**Thursday:** Delta Air Lines, Inc. (DAL)

**Friday:** JPMorgan Chase & Co. (JPM), UnitedHealth Group, Inc. (UNH), Citigroup, Inc. (C), Wells Fargo & Co. (WFC), The PNC Financial Services Group, Inc. (PNC), BlackRock, Inc. (BLK)

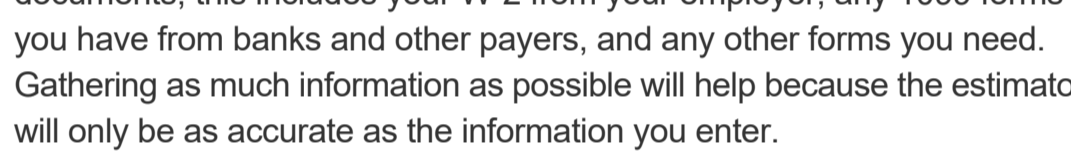
Source: Zacks, October 6, 2023

Companies mentioned are for informational purposes only. It should not be considered a solicitation for the purchase or sale of the securities. Investing involves risks, and investment decisions should be based on your own goals, time horizon, and tolerance for risk. The return and principal value of investments will fluctuate as market conditions change. When sold, investments may be worth more or less than their original cost. Companies may reschedule when they report earnings without notice.



*"To conceal anything from those to whom I am attached, is not in my nature. I can never close my lips where I have opened my heart."*

—Charles Dickens



## When Was the Last Time You Checked Your Withholding Status?

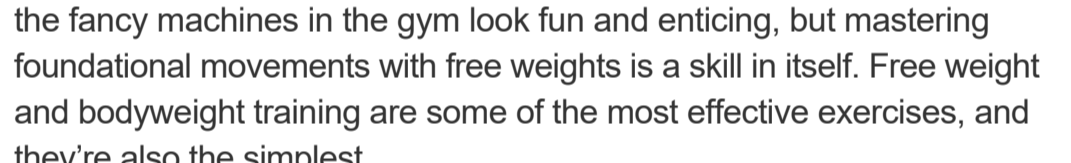
The Internal Revenue Service (IRS) has a handy tool called the Tax Withholding Estimator, which can help you manage having too much or too little tax withheld from your wages.

The tool can also help you determine if you must complete a new W-4 to submit to your employer, complete a new W-4P, or make additional payments to the IRS. It does this by estimating your annual income, how many children you claim for the Child Tax Credit and Earned Income Tax Credit, and other items that may affect your yearly taxes.

Before using the Tax Withholding Estimator, gather all necessary documents; this includes your W-2 from your employer, any 1099 forms you have from banks and other payers, and any other forms you need. Gathering as much information as possible will help because the estimator will only be as accurate as the information you enter.

*\*This information is not intended to substitute for specific individualized tax advice. We suggest you discuss your specific tax issues with a qualified tax professional.*

Tip adapted from IRS.gov<sup>8</sup>



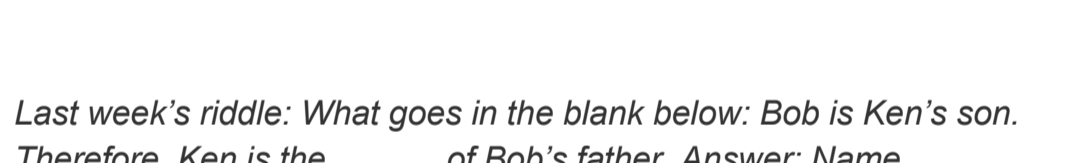
## Strength Training Strategies for Every Level

If you want to build muscle mass, sometimes the best strategies are the simplest ones. For example, getting great at the "big four" exercises can help you build a strong (literally) foundation. These four moves are the squat, deadlift, bench, and shoulder press. You can work some of your body's major muscle groups with simple movements.

Another strategy is to stick with dumbbells and barbells mainly. Sure, all the fancy machines in the gym look fun and enticing, but mastering foundational movements with free weights is a skill in itself. Free weight and bodyweight training are some of the most effective exercises, and they're also the simplest.

Lastly, maintain a log and track your progress. Doing one more rep or lifting five more pounds counts as progress. These achievements will keep you motivated and make tracking your progress easier as you get stronger.

Tip adapted from Outlift<sup>9</sup>



It is round and has a big mouth but never speaks. It is most often in a cabinet. What is it?

Last week's riddle: What goes in the blank below: Bob is Ken's son. Therefore, Ken is the \_\_\_\_\_ of Bob's father. Answer: Name.



Yellow tram moving past yellow building in Lisbon, Portugal

## Footnotes and Sources

1. The Wall Street Journal, October 6, 2023
2. The Wall Street Journal, October 6, 2023
3. The Wall Street Journal, October 6, 2023
4. CNBC, October 3, 2023
5. CNBC, October 3, 2023
6. CNBC, October 4, 2023
7. CNBC, October 6, 2023
8. IRS.gov, April 13, 2023
9. Outlift.com, July 28, 2023

Investing involves risks, and investment decisions should be based on your own goals, time horizon, and tolerance for risk. The return and principal value of investments will fluctuate as market conditions change. When sold, investments may be worth more or less than their original cost.

The forecasts or forward-looking statements are based on assumptions, may not materialize, and are subject to revision without notice.

The market indexes discussed are unmanaged, and generally, considered representative of their respective markets. Index performance is not indicative of the past performance of a particular investment. Indexes do not incur management fees, costs, and expenses. Individuals cannot directly invest in unmanaged indexes. Past performance does not guarantee future results.

The Dow Jones Industrial Average is an unmanaged index that is generally considered representative of large-capitalization companies on the U.S. stock market. Nasdaq Composite is an index of the common stocks and similar securities listed on the NASDAQ stock market and is considered a broad indicator of the performance of technology and growth companies. The MSCI EAFE Index was created by Morgan Stanley Capital International (MSCI) and serves as a benchmark of the performance of major international equity markets, as represented by 21 major MSCI indexes from Europe, Australia, and Southeast Asia. The S&P 500 Composite Index is an unmanaged group of securities that are considered to be representative of the stock market in general.

U.S. Treasury Notes are guaranteed by the federal government as to the timely payment of principal and interest. However, if you sell a Treasury Note prior to maturity, it may be worth more or less than the original price paid. Fixed income investments are subject to various risks including changes in interest rates, credit quality, inflation risk, market valuations, prepayments, corporate events, tax ramifications and other factors.

International investments carry additional risks, which include differences in financial reporting standards, currency exchange rates, political risks unique to a specific country, foreign taxes and regulations, and the potential for illiquid markets. These factors may result in greater share price volatility.

Please consult your financial professional for additional information.

This content is developed from sources believed to be providing accurate information. The information in this material is not intended as tax or legal advice. Please consult legal or tax professionals for specific information regarding your individual situation.

This material was developed and produced by FMG Suite to provide information on a topic that may be of interest. FMG is not affiliated with the named representative, financial professional, Registered Investment Advisor, Broker-Dealer, nor state- or SEC-registered investment advisory firm. The opinions expressed and material provided are for general information, and they should not be considered a solicitation for the purchase or sale of any security.

Copyright 2023 FMG Suite.

**Mark Baca**  
mbaca@thebacagroup.com  
(916) 362-4107

The Baca Group, Inc.  
Registered Representative

<http://www.thebacagroup.com/>



Securities and advisory services offered through Cetera Advisor Networks LLC, member FINRA/SIPC (doing insurance business in CA as CFGAN Insurance Agency LLC), a broker/dealer and a Registered Investment Advisor. Cetera is under separate ownership from any other named entity. CA insurance license #0427344

Confidentiality Notice: This email transmission and its attachments, if any, are confidential and intended only for the use of particular persons and entities. They may also be work product and/or protected by the attorney-client privilege or other privileges. Delivery to someone other than the intended recipient(s) shall not be deemed to waive any privilege. Review, distribution, storage, transmittal or other use of the email and any attachment by an unintended recipient is expressly prohibited. If you are not the named addressee (or its agent) or this email has been addressed to you in error, please immediately notify the sender by reply email and permanently delete the email and its attachments

Individuals affiliated with this broker/dealer firm are either Registered Representatives who offer only brokerage services and receive transaction-based compensation (commissions), Investment Advisor Representatives who offer only investment advisory services and receive fees based on assets, or both Registered Representatives and Investment Advisor Representatives, who can offer both types of services.

This informational email is an advertisement and you may opt out of receiving future emails. To opt out, please click the "Unsubscribe" link below.

This message was sent by  
The Baca Group, Inc.  
(916) 362-4107  
3100 Zinfandel Drive  
Suite 280  
Rancho Cordova, CA 95670

[Unsubscribe](#)