

## Weekly Market Insights

February 12, 2024

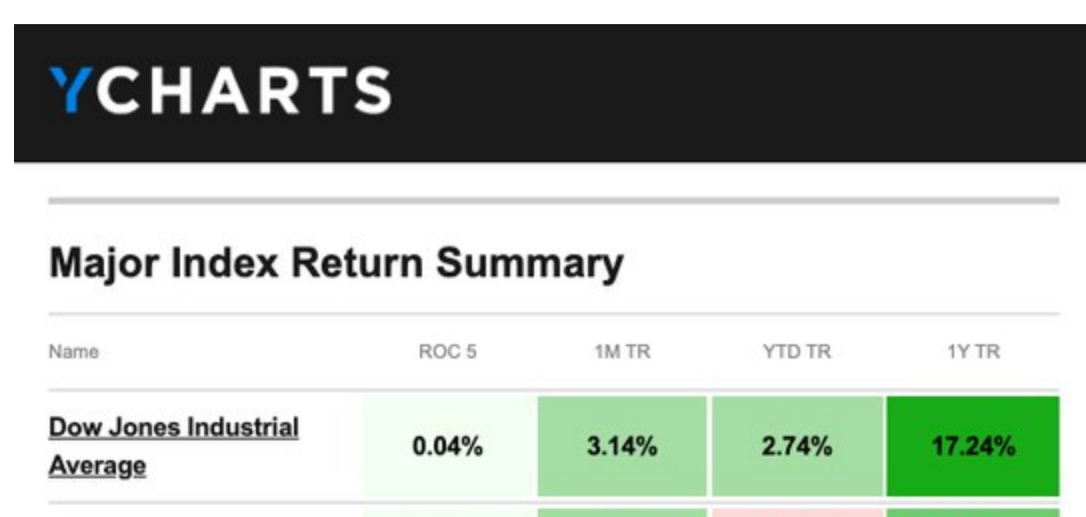
The stock market experienced solid gains last week, concluding the trading week on a positive note, thanks to robust corporate reports and favorable inflation news; this propelled the S&P 500 Index to achieve a new record high at the end of the week.

### S&P Tops 5,000

At the start of last week's trading, stocks faced downward pressure due to comments by Fed Chair Powell over the weekend, signaling that the Federal Reserve had no immediate plans to initiate interest rate cuts. Consequently, the yield on the two-year U.S. Treasury note, highly influenced by monetary policy, increased to its highest level in two months.<sup>1</sup>

By the end of trading on Monday, stocks had regained a significant portion of their previous losses. Influencing this market rally were positive corporate earnings reports. This trend continued throughout the week, contributing to the overall market momentum. By Friday, 67% of the companies listed in the S&P 500 had released their Q4 results, and an impressive 77% of those companies exceeded earnings expectations.<sup>2</sup>

Investors expressed enthusiasm on Friday after a report indicating that December's inflation was lower than initially anticipated. This positive news revitalized buying activity, resulting in the S&P 500 surpassing 5,000 for the first time.<sup>3</sup>



## YCHARTS

### Major Index Return Summary

Name	ROC 5	1M TR	YTD TR	1Y TR
<b>Dow Jones Industrial Average</b>	<b>0.04%</b>	<b>3.14%</b>	<b>2.74%</b>	<b>17.24%</b>
<b>MSCI EAFE</b>	<b>0.09%</b>	<b>1.03%</b>	<b>-0.41%</b>	<b>8.84%</b>
<b>Nasdaq Composite</b>	<b>2.31%</b>	<b>7.67%</b>	<b>6.58%</b>	<b>36.77%</b>
<b>S&amp;P 500</b>	<b>1.37%</b>	<b>5.77%</b>	<b>5.52%</b>	<b>25.18%</b>

### S&P 500 Daily Close



### 10-Year Note Review

Indicator Name	Latest Value	1M Ago	1M Change
Date		3M Ago	3M Change
		1Y Ago	1Y Change
<b>10 Year Treasury Rate</b>	<b>4.17%</b>	<b>4.02%</b>	<b>3.73% ▲</b>
02/09/24		<b>4.62%</b>	<b>-9.74% ▼</b>
		<b>3.67%</b>	<b>13.62% ▲</b>

Source: YCharts.com, February 10, 2024. Weekly performance is measured from Monday, February 5, to Friday, February 9.

ROC 5 = the rate of change in the index for the previous 5 trading days.

TR = total return for the index, which includes any dividends as well as any other cash distributions during the period.

Treasury note yield is expressed in basis points.

## Economic Strength

The strength of the U.S. economy has come into the spotlight. An analysis conducted by The Wall Street Journal recently proposed that the economy's resilience could be attributed, at least in part, to the productivity driven by the technology sector.<sup>4</sup>

What might rein in that productivity? One possible influence could be the increase in oil prices witnessed last week. Additionally, shipping companies have been imposing surcharges for several months to mitigate recent conflict, and these charges may contribute to global inflation this year, potentially dampening investor enthusiasm.<sup>5</sup>

## This Week: Key Economic Data

**Tuesday:** Consumer Price Index (CPI).

**Wednesday:** EIA Petroleum Report.

**Thursday:** Industrial Production, Retail Sales, Jobless Claims.

**Friday:** Housing Starts, Producer Price Index (PPI), Consumer Sentiment.

Source: Investors Business Daily - Econoday economic calendar; February 8, 2024

The Econoday economic calendar lists upcoming U.S. economic data releases (including key economic indicators), Federal Reserve policy meetings, and speaking engagements of Federal Reserve officials. The content is developed from sources believed to be providing accurate information. The forecasts or forward-looking statements are based on assumptions and may not materialize. The forecasts also are subject to revision.

## This Week: Companies Reporting Earnings

**Monday:** Arista Networks, Inc. (ANET), Waste Management, Inc. (WM)

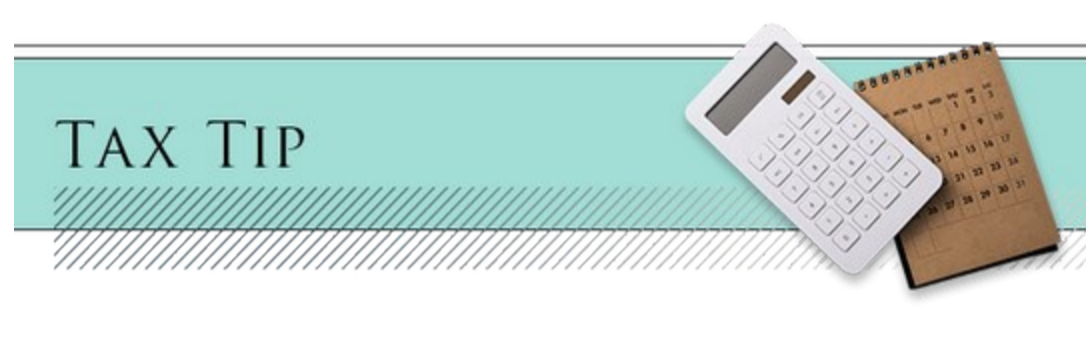
**Tuesday:** The Coca-Cola Company (KO), Shopify Inc. (SHOP), Airbnb, Inc. (ABNB), Moody's Corporation (MCO)

**Wednesday:** Cisco Systems, Inc. (CSCO), Sony Corporation (SONY), Kraft Heinz Company (KHC)

**Thursday:** Applied Materials, Inc. (AMAT), Deere & Company (DE)

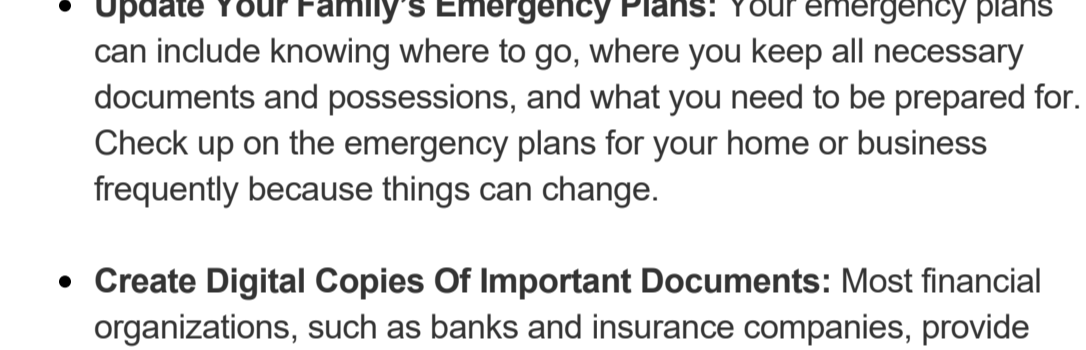
Source: Zacks, February 8, 2024

Companies mentioned are for informational purposes only. It should not be considered a solicitation for the purchase or sale of the securities. Investing involves risks, and investment decisions should be based on your own goals, time horizon, and tolerance for risk. The return and principal value of investments will fluctuate as market conditions change. When sold, investments may be worth more or less than their original cost. Companies may reschedule when they report earnings without notice.



"A real friend is one who walks in when the rest of the world walks out."

– Walter Winchell



## Are You Prepared for a Natural Disaster?

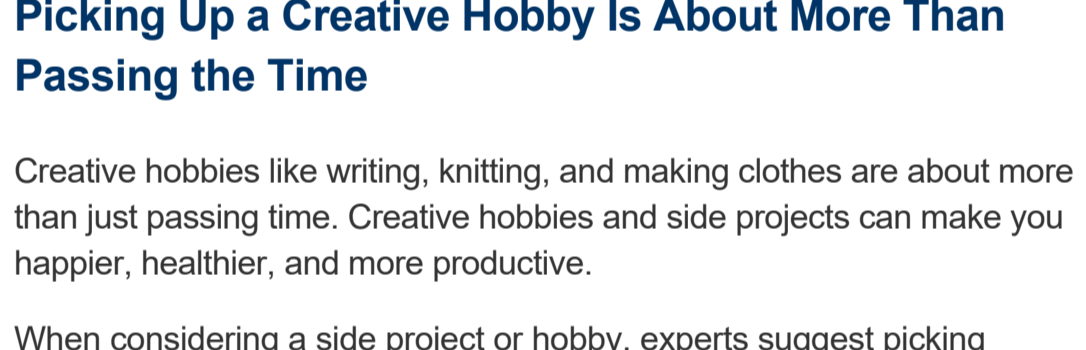
Natural disasters, such as hurricanes, earthquakes, or fires, can happen anytime, so preparing before disaster strikes is essential. Here are a few tips to help you prepare in case anything happens:

- **Update Your Family's Emergency Plans:** Your emergency plans can include knowing where to go, where you keep all necessary documents and possessions, and what you need to be prepared for. Check up on the emergency plans for your home or business frequently because things can change.
- **Create Digital Copies Of Important Documents:** Most financial organizations, such as banks and insurance companies, provide digital copies of bank statements, tax returns, and insurance policies anyway, and keeping all these digital copies saved and organized is an excellent practice to get into. If you only have paper copies of important documents, scan them and save them securely to access them in an emergency.
- **Document Valuables:** Documenting valuables makes it easier to claim insurance and tax benefits after a natural disaster. A disaster loss workbook will help you compile a list of belongings and photographs that can make this process even more accessible for both the IRS and your insurance provider.

These tips may help you have everything you need ready in the case of a natural disaster or other emergency.

*\*This tax tip is for informational purposes only and is not a replacement for real-life advice. Consult your tax, legal, and accounting professionals for more specific information.*

Tip adapted from IRS.gov<sup>6</sup>



## Picking Up a Creative Hobby Is About More Than Passing the Time

Creative hobbies like writing, knitting, and making clothes are about more than just passing time. Creative hobbies and side projects can make you happier, healthier, and more productive.

When considering a side project or hobby, experts suggest picking something low-risk, low-pressure, and a labor of love. The difference between a creative hobby and a side project is that creative hobbies are ongoing and don't have a dedicated end goal. Side projects have a goal at the end of the tunnel. For example, your creative hobby could be writing, and your side project could be writing a book.

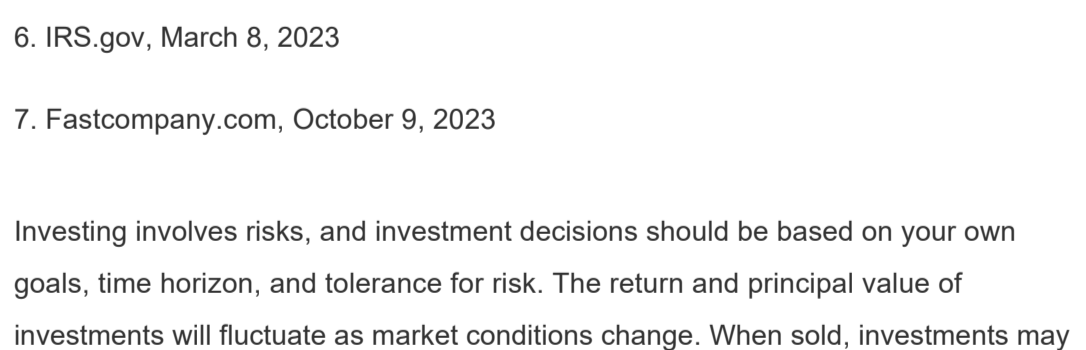
Coming up with a project or hobby can provide a big psychological lift and a boost to work productivity.

Tip adapted from Fast Company<sup>7</sup>



If a single-engine airplane taxied not onto a runway but onto an enormous conveyor belt whose speed precisely equaled that of the plane in the opposite direction, could the plane still manage to take off?

*Last week's riddle: Two men played five games of chess in the park. They both won the same number of games, yet none of the games they played ended in a draw. So how could this be? Answer: They were not playing each other.*



A view of Mont-Saint-Michel at sunrise

## Footnotes and Sources

1. The Wall Street Journal, February 4, 2024
2. FactSet.com, February 9, 2024
3. CNBC.com, February 9, 2024
4. WSJ.com, February 8, 2024
5. CNBC, February 9, 2024
6. IRS.gov, March 8, 2023
7. Fastcompany.com, October 9, 2023

Investing involves risks, and investment decisions should be based on your own goals, time horizon, and tolerance for risk. The return and principal value of investments will fluctuate as market conditions change. When sold, investments may be worth more or less than their original cost.

The forecasts or forward-looking statements are based on assumptions, may not materialize, and are subject to revision without notice.

The market indexes discussed are unmanaged, and generally, considered representative of their respective markets. Index performance is not indicative of the past performance of a particular investment. Indexes do not incur management fees, costs, and expenses. Individuals cannot directly invest in unmanaged indexes. Past performance does not guarantee future results.

The Dow Jones Industrial Average is an unmanaged index that is generally considered representative of large-capitalization companies on the U.S. stock market. Nasdaq Composite is an index of the common stocks and similar securities listed on the NASDAQ stock market and is considered a broad indicator of the performance of technology and growth companies. The MSCI EAFE Index was created by Morgan Stanley Capital International (MSCI) and serves as a benchmark of the performance of major international equity markets, as represented by 21 major MSCI indexes from Europe, Australia, and Southeast Asia. The S&P 500 Composite Index is an unmanaged group of securities that are considered to be representative of the stock market in general.

U.S. Treasury Notes are guaranteed by the federal government as to the timely payment of principal and interest. However, if you sell a Treasury Note prior to maturity, it may be worth more or less than the original price paid. Fixed income investments are subject to various risks including changes in interest rates, credit quality, inflation risk, market valuations, prepayments, corporate events, tax ramifications and other factors.

International investments carry additional risks, which include differences in financial reporting standards, currency exchange rates, political risks unique to a specific country, foreign taxes and regulations, and the potential for illiquid markets. These factors may result in greater share price volatility.

Please consult your financial professional for additional information.

This content is developed from sources believed to be providing accurate information. The information in this material is not intended as tax or legal advice. Please consult legal or tax professionals for specific information regarding your individual situation. This material was developed and produced by FMG Suite to provide information on a topic that may be of interest. FMG is not affiliated with the named representative, financial professional, Registered Investment Advisor, Broker-Dealer, nor state- or SEC-registered investment advisory firm. The opinions expressed and material provided are for general information, and they should not be considered a solicitation for the purchase or sale of any security.

Copyright 2024 FMG Suite.

Mark Baca

[mbaca@thebacagroup.com](mailto:mbaca@thebacagroup.com)

(916) 362-4107

The Baca Group, Inc.

Registered Representative

<http://www.thebacagroup.com/>



Securities and advisory services offered through Cetera Advisor Networks LLC, member FINRA/SIPC (doing insurance business in CA as CFGAN Insurance Agency LLC), a broker/dealer and a Registered Investment Advisor. Cetera is under separate ownership from any other named entity. CA insurance license #0427344

Confidentiality Notice: This email transmission and its attachments, if any, are confidential and intended only for the use of particular persons and entities. They may also be work product and/or protected by the attorney-client privilege or other privileges. Delivery to someone other than the intended recipient(s) shall not be deemed to waive any privilege. Review, distribution, storage, transmittal or other use of the email and any attachment by an unintended recipient is expressly prohibited. If you are not the named addressee (or its agent) or this email has been addressed to you in error, please immediately notify the sender by reply email and permanently delete the email and its attachments

Individuals affiliated with this broker/dealer firm are either Registered Representatives who offer only brokerage services and receive transaction-based compensation (commissions), Investment Adviser Representatives who offer only investment advisory services and receive fees based on assets, or both Registered Representatives and Investment Adviser Representatives, who can offer both types of services.

This informational email is an advertisement and you may opt out of receiving future emails. To opt out, please click the "Unsubscribe" link below.

This message was sent by The Baca Group, Inc. (916) 362-4107 3100 Zinfandel Drive Suite 280 Rancho Cordova, CA 95670

Unsubscribe