


Continuing Education Updates

The Patient Safety & Risk Solutions (PS&RS) Department is changing how we host our continuing education (CE) options. We want to inform you of the new changes, so that you can best help our insureds or noninsureds.

PS&RS's on-demand webinars, their associated tests, and educational presentations are now hosted on Rievent, a learning management system. Rievent also will host the certificates for completions, increasing efficiency and management of education for the PS&RS operations team.

Website Changes (www.medpro.com/continuing-education)

- On-Demand Webinars: This page provides a listing of our FREE on-demand webinars for CE and risk management (RM) premium credit.
- Risk Courses: This page details the educational opportunities through our preferred vendors.
- Presentations: This page lists PS&RS's short educational presentations that do not confer CE or RM credits.



The screenshot shows the MedPro Group website interface. At the top, there is a navigation bar with links for Home, Get a Quote, Contact Us, and Login/Register. Below this is a secondary navigation bar with links for What Makes Us Different?, Who Are You?, and Prevention & Education Center. The main content area features three large buttons: TOOLS & RESOURCES (green), EDUCATION (blue), and CONSULTING SERVICES (brown). Below these buttons is a large blue arrow pointing right with the text "RISK SOLUTIONS CONTINUING EDUCATION OPTIONS". Underneath this arrow is the heading "How to Earn Premium & CE Credits From MedPro" and a sub-heading "MedPro Group is pleased to offer multiple ways for our insureds to receive continuing education (CE) hours." Below this text are three icons representing different educational methods: On-Demand Webinars (a computer monitor), Risk Courses (a laptop), and Presentations (a computer monitor with a play button).

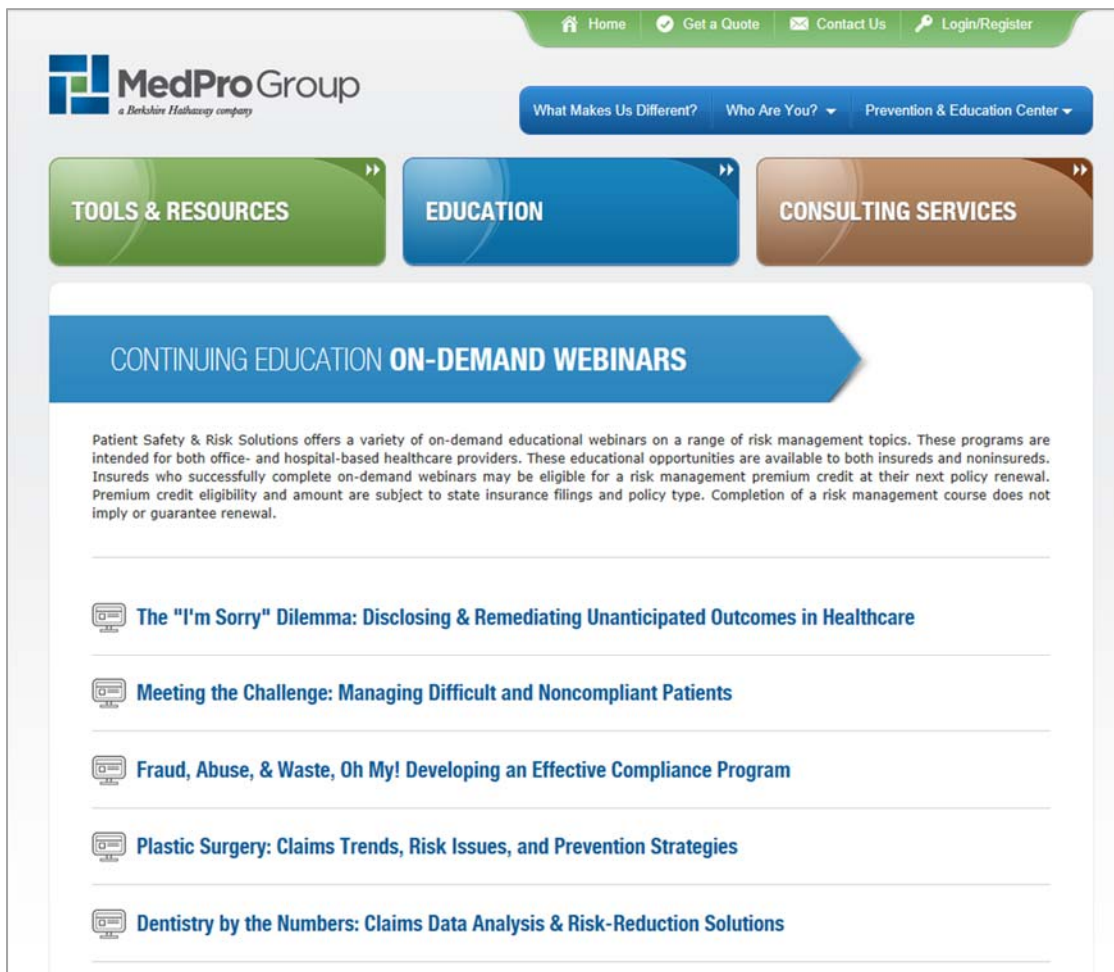
On-Demand Webinar Changes

What You Need To Know

- To access the on-demand webinars, click the "On-Demand Webinars icon on www.medpro.com/continuing-education or go to www.medpro.com/ce-webinars.
- To complete the test, insureds/noninsureds have to register/log on at www.medpro.com; a single sign-on process has been implemented, thus allowing users to transition seamlessly to Rievent once they have registered on MedPro's website.
- A score of **70%** or higher is passing, and insureds/noninsureds can take the test as many times as needed to pass.
- Each on-demand webinar is worth 1 CE credit and 1 hour of risk management education toward earning premium credit.
- Insureds must complete two on-demand webinars to qualify for a 1-year risk management premium credit.
- Insureds/noninsureds cannot go straight to Rievent to access on-demand webinars. They must access programs through MedPro's website.

On-Demand Webinar Instructions

1. Go to www.medpro.com/ce-webinars.



The screenshot displays the MedPro Group website interface. At the top, there is a navigation bar with links for Home, Get a Quote, Contact Us, and Login/Register. Below this, the MedPro Group logo is visible, along with a dropdown menu containing "What Makes Us Different?", "Who Are You?", and "Prevention & Education Center". Three main navigation buttons are present: "TOOLS & RESOURCES" (green), "EDUCATION" (blue), and "CONSULTING SERVICES" (brown). The "EDUCATION" button is highlighted, leading to a section titled "CONTINUING EDUCATION ON-DEMAND WEBINARS". This section contains a paragraph of text explaining the availability of on-demand educational webinars for both office- and hospital-based healthcare providers, noting that completion may be eligible for risk management premium credit. Below the text, five webinar titles are listed, each accompanied by a small icon of a computer monitor:

- The "I'm Sorry" Dilemma: Disclosing & Remediating Unanticipated Outcomes in Healthcare
- Meeting the Challenge: Managing Difficult and Noncompliant Patients
- Fraud, Abuse, & Waste, Oh My! Developing an Effective Compliance Program
- Plastic Surgery: Claims Trends, Risk Issues, and Prevention Strategies
- Dentistry by the Numbers: Claims Data Analysis & Risk-Reduction Solutions

2. Select the activity.
 - a. Click "Watch the Webinar" to watch the on-demand webinar.
 - b. Click "Download the PDF Slides" to download the PDF handout.
 - c. Click "Earn CE Credit" to begin the test.

3. Read the program information and disclaimers, and then check the box that says "I certify that I have read the above information." Click "Continue."



MedPro Group is designated as an Approved PACE Program Provider by the Academy of General Dentistry. The formal continuing education programs of this program provider are accepted by AGD for Fellowship/Mastership and membership maintenance credit. Approval does not imply acceptance by a state or provincial board of dentistry or AGD endorsement. The current term of approval extends from October 1, 2015 to September 30, 2018. Provider ID# (218784)

MedPro Group designates this continuing dental education activity as meeting the criteria for up to 1.0 hour of continuing education credit. Doctors should claim only those hours actually spent in the activity.

Healthcare providers should claim only the credit commensurate with the extent of their participation in the activity. Osteopathic physicians, nonphysician doctors, and advanced practice healthcare professionals may take the test and submit their certificates to their professional CE accrediting bodies for review and consideration.

Premium Credit

This activity offers 1.0 hour of risk education credit with full documented participation. MedPro Group insureds who successfully complete this activity might be eligible to apply earned risk education hours toward a premium credit.

Approval by MedPro Group does not imply acceptance by a state or provincial board. Premium credit eligibility and amount are subject to state insurance filings and policy type. Completion of a risk management course does not imply or guarantee renewal.

To learn more about premium credit eligibility, contact MedPro Group's Customer Service Team at 800-463-3776.

Commercial Support and Faculty Disclosure

MedPro Group developed this CE activity without commercial support. CE planners, content developers, editors, committee members, and MedPro Group Patient Safety & Risk Solutions staff report that they have no relevant financial relationships with any commercial interests.

Legal Disclaimers

The information and guidance provided here should not be construed as medical or legal advice. Because the facts applicable to your situation may vary, or the regulations applicable in your jurisdiction may differ, please contact your attorney or other professional advisors if you have any questions related to your legal or medical obligations or rights, state or federal laws, contract interpretation, or other legal questions.

About MedPro Group

MedPro Group is the marketing name used to refer to the insurance operations of The Medical Protective Company, Princeton Insurance Company, PLICO, Inc. and MedPro RRG Risk Retention Group. All insurance products are underwritten and administered by these and other Berkshire Hathaway affiliates, including National Fire & Marine Insurance Company. Product availability is based upon business and regulatory approval and may differ between companies.

Privacy Statement

Protecting your privacy is of the utmost importance to MedPro Group. Information furnished by you to us will be treated with the greatest respect and in accordance with our Privacy Policy. For details about how we handle and secure your personal information, please [click here](#).

Terms of Use and Copyright

[Click here](#) to learn more about MedPro Group's copyrighted material and Terms of Use.

Contact Us

If you have any comments, questions, or concerns, please email us at cmtteam@medpro.com or call 800-463-3776.

Technical Requirements

This activity is best experienced using the most current browser (or its previous version) of Firefox, Chrome, Safari, Internet Explorer, or Microsoft Edge. For all activities featuring audio, you must have a sound card and speakers. To view graphic images and references that appear in separate "pop-up" windows, you must have JavaScript and session cookies enabled on your computer. Adobe Acrobat Reader may be required for certain activities.

Continue to the Program


I certify that I have read the information above.


Select the **Continue** button below to begin. You may return later if you are unable to complete the activity at this time.

I certify that I have read the above information.

Continue

4. Login with MedPro.com credentials.
 - a. Returning users: Login and complete Rievent registration.



ACCOUNT LOGIN 

Username

Password

[Login](#)

Forgot your username/password? [Click Here](#)
New user? [Register Here](#)

b. New users: Click "Register Here" and complete the required fields.

MedPro Group
a Berkshire Hathaway company

Registration Page

Select the role that best describes your profession?

Do you have an active MedPro Policy? Yes No

First Name

Last Name

Suffix

Email Address

Primary state of your practice

I agree to Medical Protective's Terms of Use and Privacy Policy

Security Code

Enter Security Code

- i. Select the role that best describes your profession?: Select appropriate profession.
- ii. Do you have an active MedPro Policy?: Refer to the following:
 1. Select "Yes" and enter the 6-digit policy number.
 2. Select "Yes" and enter RRG policy number.
 3. Select "No" for all others.
 - a. Are you currently affiliated or will be affiliated with a Medical Protective policyholder? Select "Yes" to register on the website to complete risk management education.
 - b. Affiliation Type: Select "Physician/Dentist" to register on the website to complete risk management education.
- iii. Complete additional fields and security code, and then click "Create My Account."
- iv. Go to email account for the email address provided to get the login information.
- v. On the login screen of www.medpro.com, enter the username and temporary password from the email.

MedPro Group
a Berkshire Hathaway company

ACCOUNT LOGIN

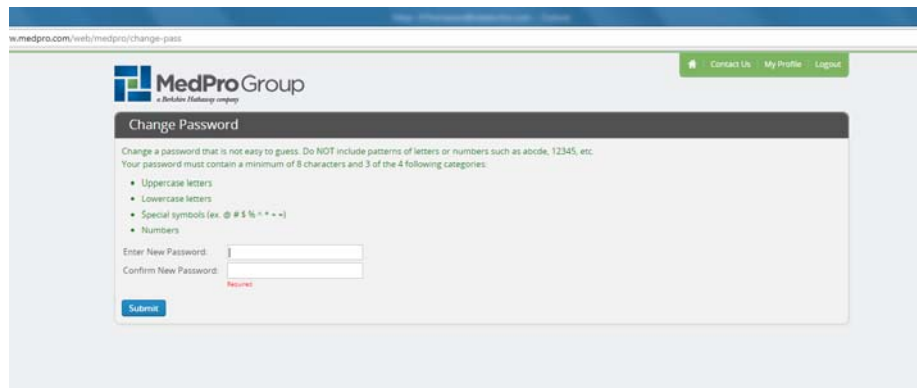
Username

Password

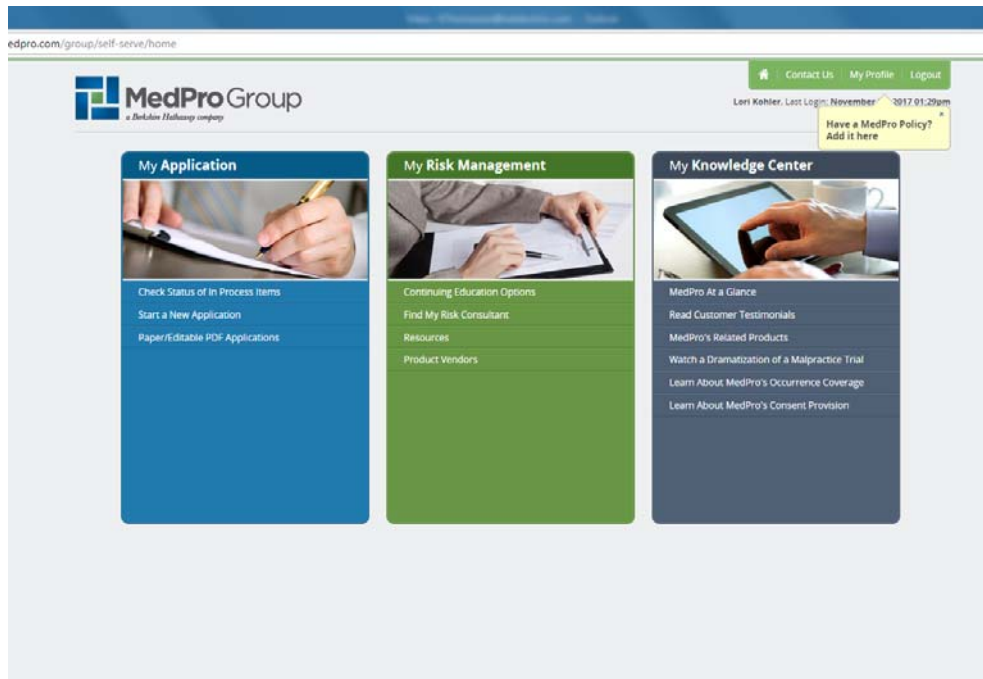
Forgot your username/password? [Click Here](#)

New user? [Register Here](#)

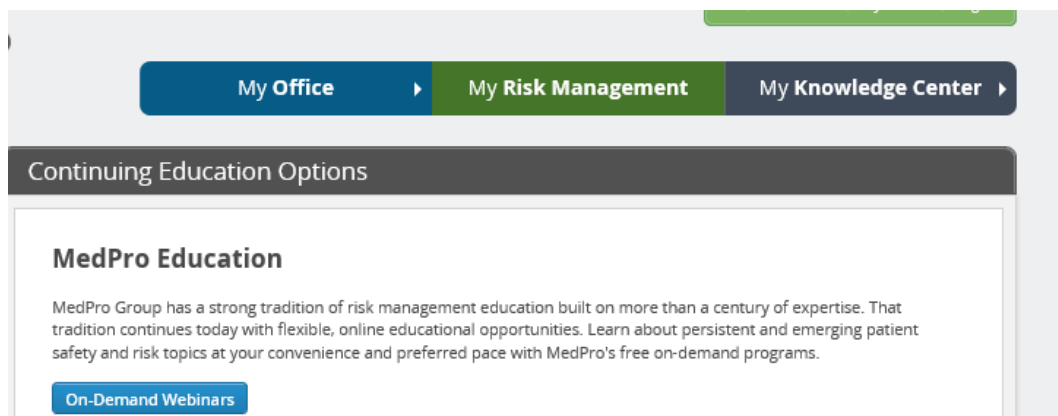
vi. The password will have to be changed.



vii. Once logged in, the screen should look close to this. Click on "Continuing Education Options."



viii. The next page should look like this. Click "On-Demand Webinars."



ix. The Rievent registration will open. Complete all the required fields.

Welcome New User. Please Provide Your Profile Information.

Please provide or update your profile information.

Sign-in Information

Email * For verification, type your email again *

Personal Information

Prefix First Name * M.I. Last Name *

Date of Birth (MM/DD/YYYY) *

Contact Information

Address Line 1 * Address Line 2 (optional)

City * State/Province * ZIP/Postal Code *

Country *

Career

Organization * Job Title * Profession *

Primary Specialty *

Degree *

Policy # *

AGD #

5. Click "View the Content" to review the content. Click "Continue" to access the test.

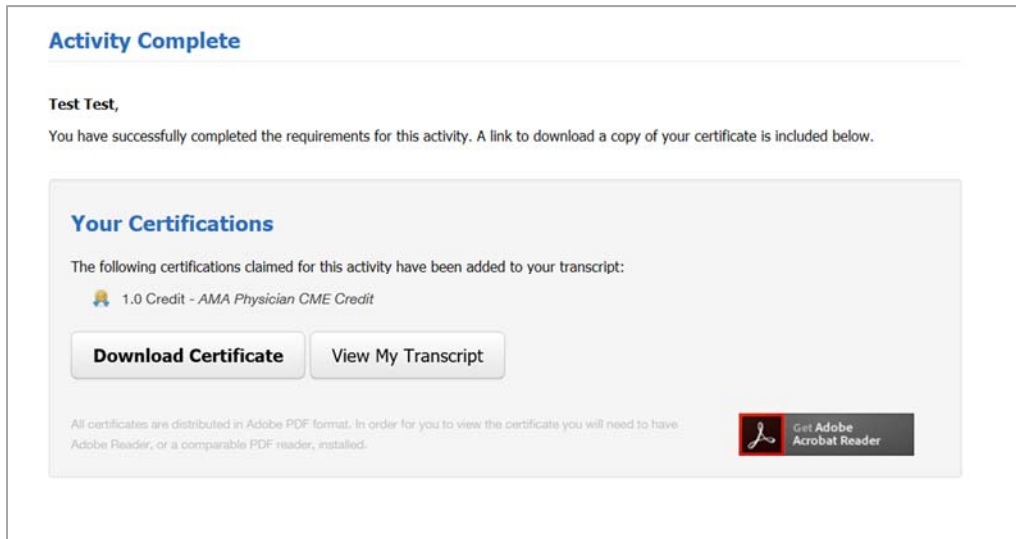
Educational Content

Review the educational content for the activity.

Please click the **View** button below to view the educational content for this activity. The content will open in a new window.

When you are finished, click the **Continue** button below to proceed with the request for CE credit.

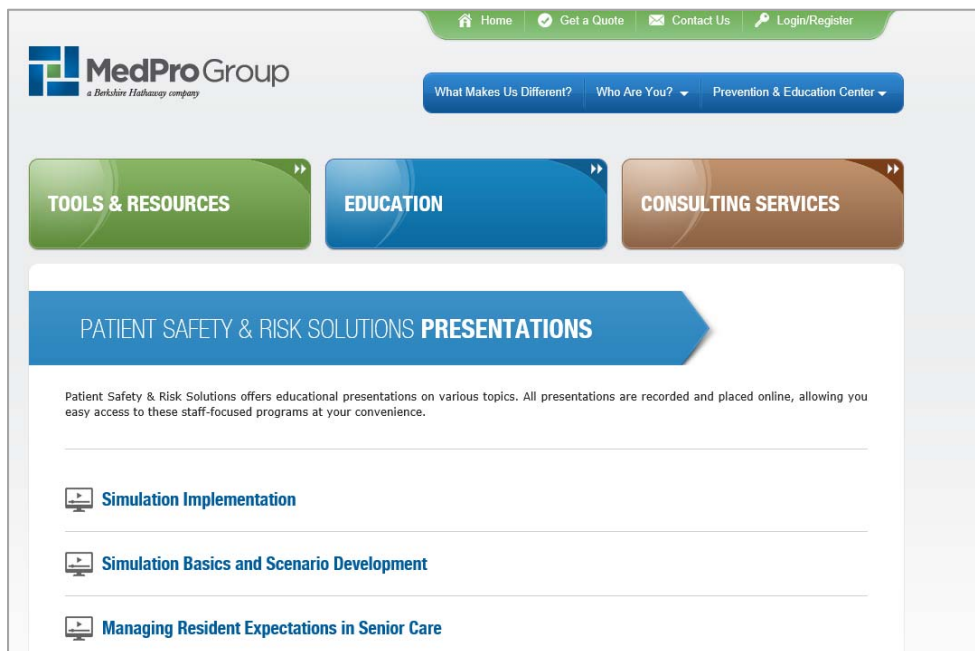
6. Complete the test questions and click "Submit." (A passing score is 70% or higher, and participants have unlimited attempts to pass.)
7. Complete the evaluation questions.
8. Select "Download Certificate" for a printable PDF form or "View My Transcript" for course completion history.



9. For more CE programs, click "CE Catalog" for a complete listing.

Presentations Instructions

1. Go to www.medpro.com/rm-presentations.



2. Select the presentation.
 - a. Click "Watch the Presentation" to watch the presentation.
 - b. Click "Download the PDF Slides" to download the PDF handout.

c. Click "Get a Certificate" to obtain a certificate of completion.

Home Get a Quote Contact Us Login/Register

MedPro Group
a Berkshire Hathaway company

What Makes Us Different? Who Are You? Prevention & Education Center

TOOLS & RESOURCES EDUCATION CONSULTING SERVICES

PATIENT SAFETY & RISK SOLUTIONS PRESENTATIONS

Simulation Implementation

Simulation training can be a valuable tool for training healthcare providers on key competencies and skills in a safe environment. However, implementing a simulation training program within a healthcare organization requires careful and strategic planning. This program focuses on the benefits and objectives of simulation training, important considerations for implementing a simulation program, and resources for simulation information. This program also provides an example of a sample simulation training scenario.

Watch the Presentation Download the PDF Slides Get a Certificate

Download Sample Simulation Scenarios

Return to the Presentations page

3. Read the program information and click "Continue."

MedPro Group
a Berkshire Hathaway company

Home CE Catalog My CE

Simulation Implementation

Simulation Implementation

Credits: None

Program Details

Simulation training can be a valuable tool for training healthcare providers on key competencies and skills in a safe environment. However, implementing a simulation training program within a healthcare organization requires careful and strategic planning. This program focuses on the benefits and objectives of simulation training, important considerations for implementing a simulation program, and resources for simulation information. This program also provides an example of a sample simulation training scenario.

Legal Disclaimers

The information and guidance provided here should not be construed as medical or legal advice. Because the facts applicable to your situation may vary, or the regulations applicable in your jurisdiction may differ, please contact your attorney or other professional advisors if you have any questions related to your legal or medical obligations or rights, state or federal laws, contract interpretation, or other legal questions.

About MedPro Group

MedPro Group is the marketing name used to refer to the insurance operations of The Medical Protective Company, Princeton Insurance Company, PLICO, Inc. and MedPro RRG Risk Retention Group. All insurance products are underwritten and administered by these and other Berkshire Hathaway affiliates, including National Fire & Marine Insurance Company. Product availability is based upon business and regulatory approval and may differ between companies.

Privacy Statement

Protecting your privacy is of the utmost importance to MedPro Group. Information furnished by you to us will be treated with the greatest respect and in accordance with our Privacy Policy. For details about how we handle and secure your personal information, please [click here](#).

Terms of Use and Copyright

[Click here](#) to learn more about MedPro Group's copyrighted material and Terms of Use.

Contact Us

If you have any comments, questions, or concerns, please email us at crmtteam@medpro.com or call 800-463-3776.

Technical Requirements

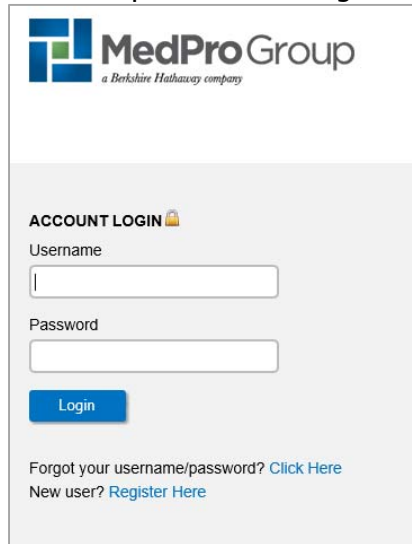
This activity is best experienced using the most current browser (or its previous version) of Firefox, Chrome, Safari, Internet Explorer, or Microsoft Edge. For all activities featuring audio, you must have a sound card and speakers. To view graphic images and references that appear in separate "pop-up" windows, you must have JavaScript and session cookies enabled on your computer. Adobe Acrobat Reader may be required for certain activities.

Continue to the Program

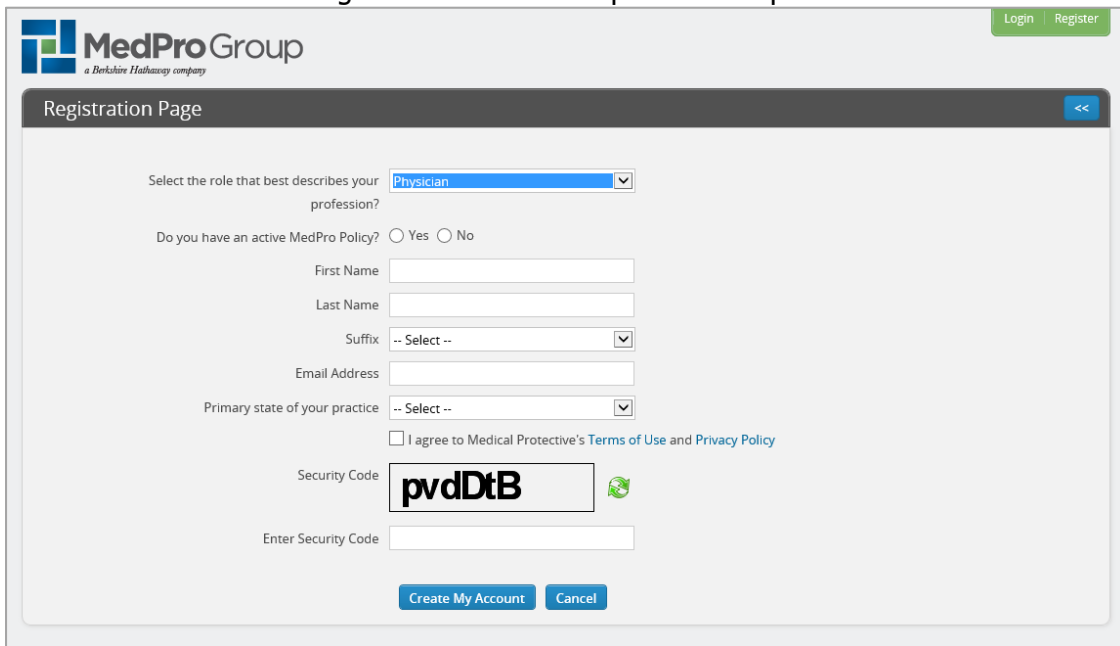
Select the **Continue** button below to begin. You may return later if you are unable to complete the activity at this time.

Continue

- 4. Login with MedPro.com credentials.
 - a. Returning users: Login and complete Rievent registration.



- b. New users: Click "Register Here" and complete the required fields.



- i. Select the role that best describes your profession?: Select appropriate profession.
 - ii. Do you have an active MedPro Policy?: Refer to the following:
 - 1. Select "Yes" and enter the 6-digit policy number.
 - 2. Select "Yes" and enter RRG policy number.
 - 3. Select "No" for all others.
 - a. Are you currently affiliated or will be affiliated with a Medical Protective policyholder? Select "Yes" to register on the website to complete risk management education.

- b. Affiliation Type: Select "Physician/Dentist" to register on the website to complete risk management education.
- iii. Complete additional fields and security code, and click "Create My Account."
- iv. Go to email account for the email address provided to get the login information.
- v. On the login screen of www.medpro.com, enter the username and temporary password from the email.

- vi. The password will have to be changed.

- vii. Once logged in, go to www.medpro.com/rm-presentations.

5. Click "View the Content" to review the content. Click "Continue" to access the evaluation questions.

Educational Content

Review the educational content for the activity.

Please click the **View** button below to view the educational content for this activity. The content will open in a new window.

View the Content

When you are finished, click the **Continue** button below to proceed with the request for CE credit.

Continue


6. Select "Download Certificate" for a printable PDF form or "View My Transcript" for course completion history.

Activity Complete

You have successfully completed the requirements for this activity. A link to download a copy of your certificate is included below.

Your Certifications

The following certifications claimed for this activity have been added to your transcript:

 0.0 CE - Participation Certificate

[Download Certificate](#)

[View My Transcript](#)

All certificates are distributed in Adobe PDF format. In order for you to view the certificate you will need to have Adobe Reader, or a comparable PDF Reader, installed.

