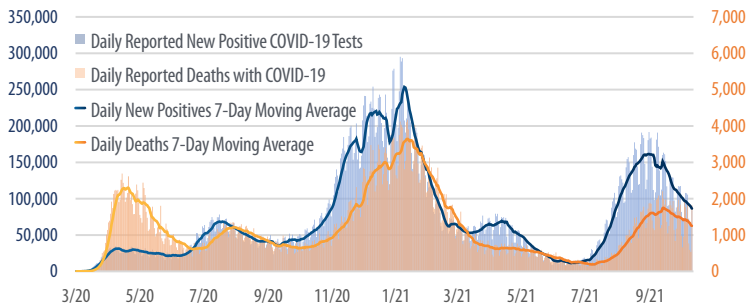


# First Trust COVID-19 TRACKER

## Daily Reported New Positive COVID-19 Tests vs. Daily Reported Deaths from COVID-19 in the U.S.

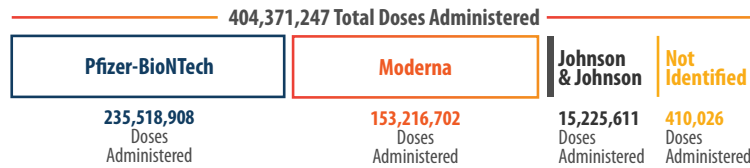
March 1, 2020 - October 12, 2021



Sources: CDC.gov, First Trust Advisors

## U.S. COVID-19 Vaccine Doses Administered by Vaccine Type

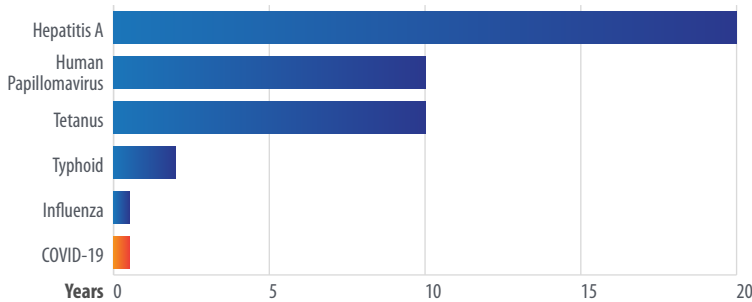
As of October 13, 2021



Sources: CDC.gov, First Trust Advisors

## Windows of Immunity for Selected Vaccines

Article as of September 10, 2021

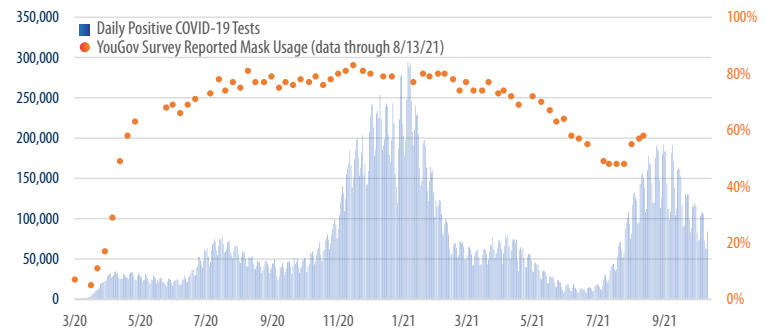


Sources: The Wall Street Journal, First Trust Advisors

A recent poll of food service workers—including servers, bartenders and hostesses—found that **80% said they either witnessed or experienced hostile behavior over virus-safety measures**, according to the May survey of more than 2,000 workers by One Fair Wage and the University of California Berkeley Food Labor Research Center.<sup>1</sup>

## Mask Usage vs. Daily Positive Tests

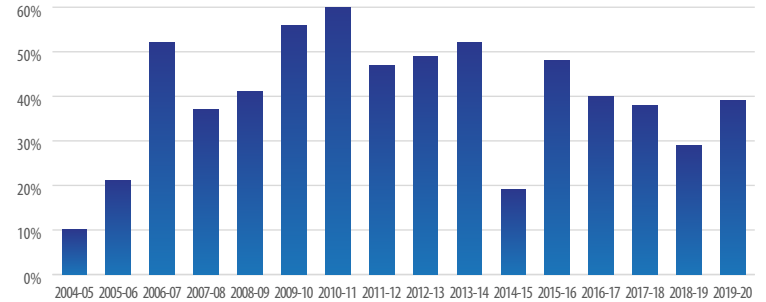
March 2, 2020 - October 12, 2021



Sources: YouGov.com, covidtracking.com, First Trust Advisors

## Seasonal Flu Vaccine Effectiveness

2004 - 2020

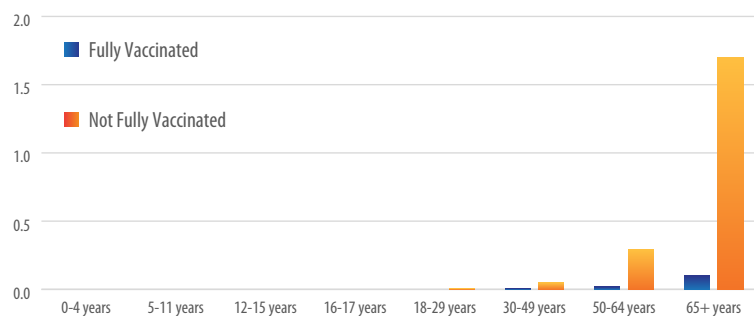


Sources: CDC.gov, First Trust Advisors

Between mid-March and mid-October 2020, **the number of mental-health related ER visits per 100,000 total visits rose from the year-earlier period by 24% for 5- to 11-year-olds and by 31% for 12- to 17-year-olds**, according to data from the CDC.<sup>2</sup>

## Seattle Area COVID-19 Death Rate Per 100k Per Day by Vaccine Status

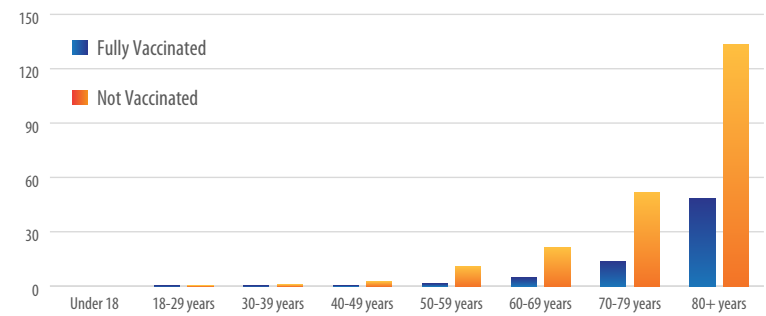
January 27 - September 29, 2021



Sources: kingcounty.gov, First Trust Advisors

## UK COVID-19 Death Rate Per 100k by Vaccine Status

September 5 - October 2, 2021



Sources: Public Health England, First Trust Advisors

<sup>1</sup>The Wall Street Journal (September 16, 2021); <sup>2</sup>The Wall Street Journal (August 30, 2021)