


Stocks finished higher last week, with big tech again leading amid lingering uncertainty over how continued economic strength would influence the Fed's rate decision.

## Stocks Dip, Then Rally

Stock prices dropped early in the week before rising to new highs as the week ended. The four-day trading week began with more Q4 bank earnings, which disappointed. The news pushed the financial sector and the broader S&P 500 Index lower on Tuesday. The yield on the 10-year Treasury climbed after a Fed Governor said the central bank may adjust rates as much as markets expect. That and a stronger-than-expected holiday retail sales report put pressure on stock prices.<sup>1,2,3</sup>

Tech stocks drove the Thursday rally, with the S&P and Nasdaq recouping their 2024 losses. Stocks continued their tech-led climb on Friday, with the S&P 500 rising to an all-time high—its first record close in over two years. The Nasdaq gained 1.70% on Friday, capping a solid week for the tech-heavy index.

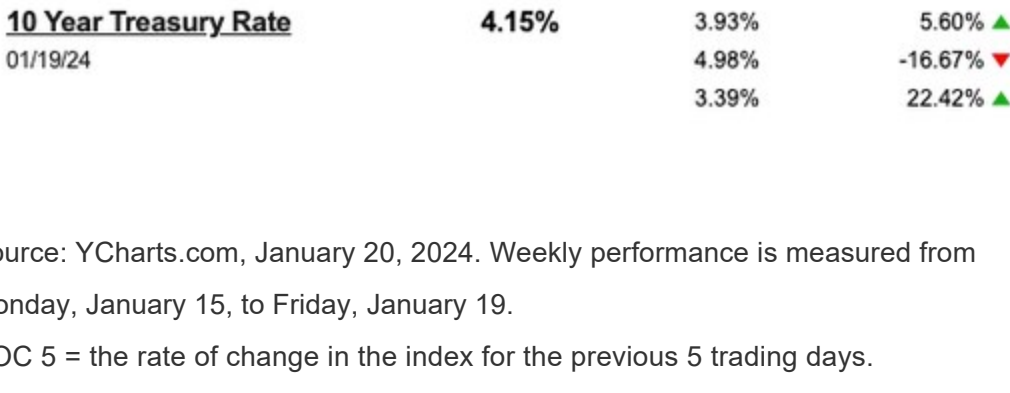


## YCHARTS

### Major Index Return Summary

Name	ROC 5	1M TR	YTD TR	1Y TR
<b>Dow Jones Industrial Average</b>	<b>0.41%</b>	<b>0.90%</b>	<b>0.55%</b>	<b>17.08%</b>
<b>MSCI EAFE</b>	<b>-2.14%</b>	<b>-0.81%</b>	<b>-2.52%</b>	<b>8.76%</b>
<b>Nasdaq Composite</b>	<b>2.28%</b>	<b>2.09%</b>	<b>2.01%</b>	<b>42.27%</b>
<b>S&amp;P 500</b>	<b>1.25%</b>	<b>1.60%</b>	<b>1.54%</b>	<b>26.18%</b>

### S&P 500 Daily Close



### 10-Year Note Review

Indicator Name	Latest Value	1M Ago	1M Change
Date		3M Ago	3M Change
		1Y Ago	1Y Change
<b>10 Year Treasury Rate</b>	<b>4.15%</b>	<b>3.93%</b>	<b>5.60%</b> ▲
01/19/24		<b>4.98%</b>	<b>-16.67%</b> ▼
		<b>3.39%</b>	<b>22.42%</b> ▲

Source: YCharts.com, January 20, 2024. Weekly performance is measured from Monday, January 15, to Friday, January 19.

ROC 5 = the rate of change in the index for the previous 5 trading days.

TR = total return for the index, which includes any dividends as well as any other cash distributions during the period.

Treasury note yield is expressed in basis points.

## Navigating the Middle

Sentiment see-sawed last week as investors tried to anticipate the Fed's next move. The week was full of economic news that suggested continued resilience in the economy, which may add complexity to the Fed's next decision.

December retail sales came in strong, +0.6% for the month, besting economists' expectations of +0.4%. November and December combined to depict a robust holiday shopping season. Unemployment dipped unexpectedly for the second week of January—a sign of a resilient U.S. labor market. That labor news and hotter-than-expected housing starts pushed the yield on the 10-year Treasury to 4.14%, its highest level in more than a month.<sup>4,5,6,7</sup>

## This Week: Key Economic Data

**Tuesday:** USTwo-Year Note Auction.

**Wednesday:** PMI Composite. Petroleum Status Report.

**Thursday:** Gross Domestic Product, Advance estimate of Q4 and Year 2023. Durable Goods Orders. Jobless Claims. Housing Starts.

**Friday:** Personal Income and Outlays.

Source: Investor's Business Daily, Econoday economic calendar, January 19, 2024  
The Econoday economic calendar lists upcoming U.S. economic data releases (including key economic indicators), Federal Reserve policy meetings, and speaking engagements of Federal Reserve officials. The content is developed from sources believed to be providing accurate information. The forecasts or forward-looking statements are based on assumptions and may not materialize. The forecasts also are subject to revision.

## This Week: Companies Reporting Earnings

**Monday:** United Airlines Holdings Inc. (UAL)

**Tuesday:** Microsoft Corporation (MSFT), Johnson & Johnson (JNJ), The Procter & Gamble Company (PG), Netflix, Inc. (NFLX), Verizon Communications Inc. (VZ)

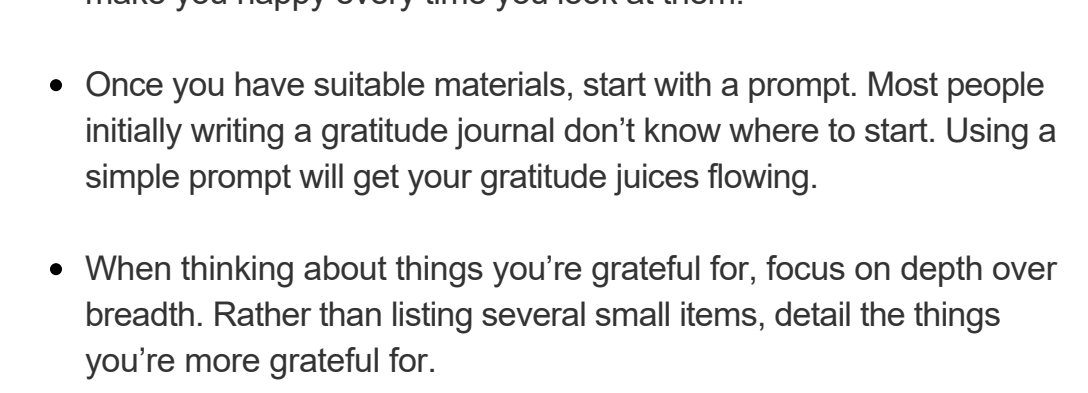
**Wednesday:** Tesla, Inc. (TSLA), Abbott Laboratories (ABT), International Business Machines Corporation (IBM), AT&T Inc. (T)

**Thursday:** Visa Inc. (V), Intel Corporation (INTC), T-Mobile US, Inc. (TMUS), Marsha & McLennan Companies, Inc. (MMC), Northrop Grumman Corporation (NOC)

**Friday:** American Express Company (AXP), Colgate-Palmolive Company (CL)

Source: Zacks, January 19, 2024

Companies mentioned are for informational purposes only. It should not be considered a solicitation for the purchase or sale of the securities. Investing involves risks, and investment decisions should be based on your own goals, time horizon, and tolerance for risk. The return and principal value of investments will fluctuate as market conditions change. When sold, investments may be worth more or less than their original cost. Companies may reschedule when they report earnings without notice.



*"Thus every action must be due to one or other of seven causes: chance, nature, compulsion, habit, reasoning, anger, or appetite."*

—Aristotle



## Keep These Tips in Mind When Selling a Home

If you are selling your home, you may be able to exclude the sale's capital gain from your tax return. The first thing to consider is the home's ownership and use. To claim the exclusion, you must have owned the home and used it as your primary residence for at least two years.

If you are selling your main home, you may be able to exclude from your return the sale's capital gain of up to \$250,000 for single filers and up to \$500,000 on joint returns. If you own more than one home, you can exclude only the gains on selling your main home. However, the loss may not be deductible if you experience a loss in selling your home. You can also choose not to claim exclusion, in which case you must report the gain on your tax return.

Some taxpayers must also report forgiven or canceled debt as income on their tax return, including foreclosure or other processes in which a lender forgives or cancels mortgage debt on the home.

*\*This information is not intended to substitute for specific individualized tax advice. We suggest you discuss your specific tax issues with a qualified tax professional.*

Tip adapted from IRS.gov<sup>8</sup>



## Tips for Keeping a Gratitude Journal

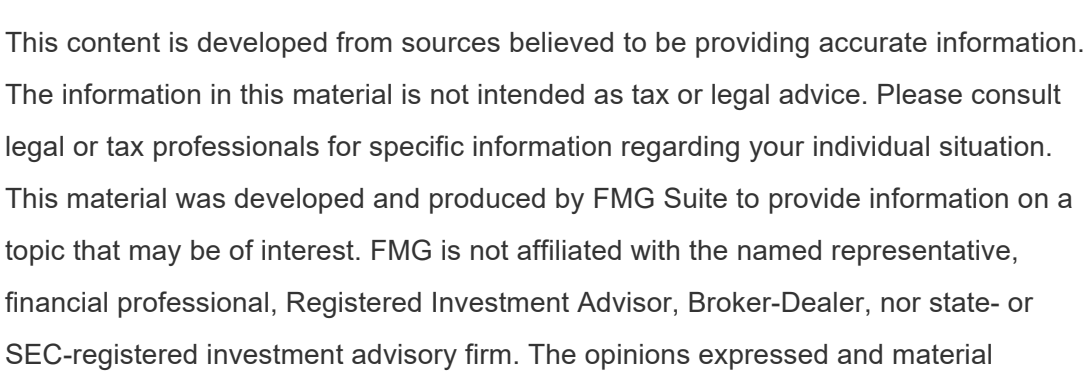
A gratitude journal is a great way to practice giving thanks for even the small things in life. We all have things we're thankful for, and regularly acknowledging them helps us stay present and gracious.

Are you looking to start a gratitude journal? These tips will help you get started and love the practice.

- The first thing to do is to get some beautiful stationery and pens that make you happy every time you look at them.
- Once you have suitable materials, start with a prompt. Most people initially writing a gratitude journal don't know where to start. Using a simple prompt will get your gratitude juices flowing.
- When thinking about things you're grateful for, focus on depth over breadth. Rather than listing several small items, detail the things you're more grateful for.
- Try subtraction, not just addition, when considering things you're grateful for. Reflect on what your life would be like without them.
- Don't overdo it and burn yourself out. Journaling once or twice a week rather than every day may be more effective, especially as you build the habit.

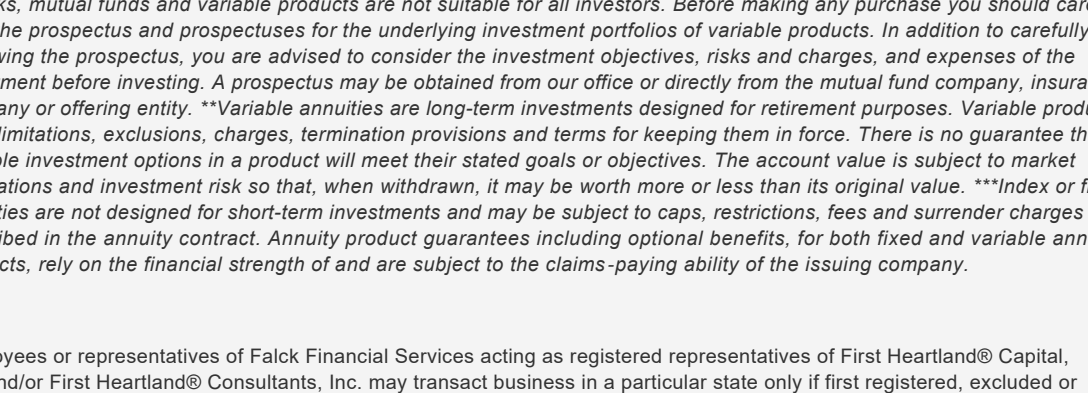
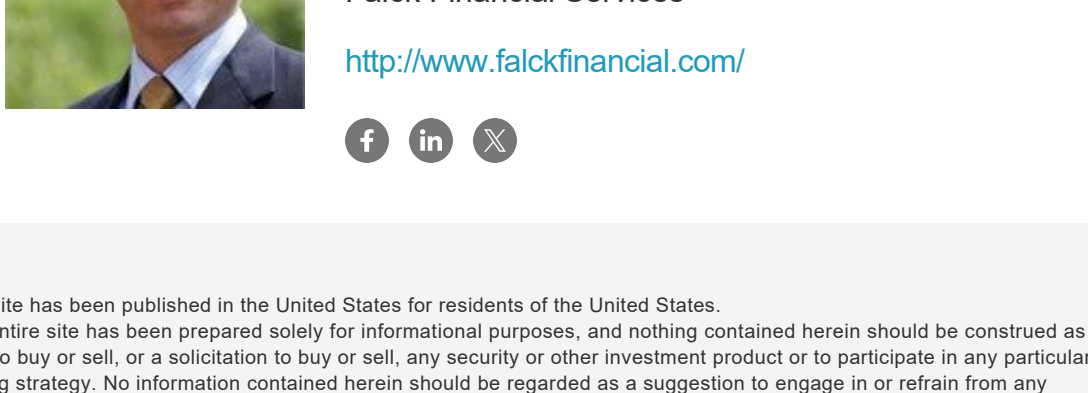
Keeping a gratitude journal encourages us to pay attention to the good things we'd otherwise take for granted.

Tip adapted from Greater Good Magazine<sup>9</sup>



I am gentle enough to soothe the skin, light enough to reflect the sky, yet hard enough to crack rocks. What am I?

*Last week's riddle: You can rearrange the letters in insatiable to make another ten-letter word that starts with the letter b. What is this ten-letter word? Answer: Banalities.*



Man inside an ice cave in Iceland

## Footnotes and Sources

1. CNBC.com, January 16, 2024.
2. CNBC.com, January 17, 2024.
3. CNBC.com, January 17, 2024.
4. CNBC.com, January 16, 2024.
5. MarketWatch.com, January 17, 2024
6. CNBC.com, January 18, 2024.
7. The Wall Street Journal, January 19, 2024.
8. IRS.gov, March 8, 2023
9. Greatergood.berkeley.edu, October 9, 2023

Investing involves risks, and investment decisions should be based on your own goals, time horizon, and tolerance for risk. The return and principal value of investments will fluctuate as market conditions change. When sold, investments may be worth more or less than their original cost.

The forecasts or forward-looking statements are based on assumptions, may not materialize, and are subject to revision without notice.

The market indexes discussed are unmanaged, and generally, considered representative of their respective markets. Index performance is not indicative of the past performance of a particular investment. Indexes do not incur management fees, costs, and expenses. Individuals cannot directly invest in unmanaged indexes. Past performance does not guarantee future results.

The Dow Jones Industrial Average is an unmanaged index that is generally considered representative of large-capitalization companies on the U.S. stock market. Nasdaq Composite is an index of the common stocks and similar securities listed on the NASDAQ stock market and is considered a broad indicator of the performance of technology and growth companies. The MSCI EAFE Index was created by Morgan Stanley Capital International (MSCI) and serves as a benchmark of the performance of major international equity markets, as represented by 21 major MSCI indexes from Europe, Australia, and Southeast Asia. The S&P 500 Composite Index is an unmanaged group of securities that are considered to be representative of the stock market in general.

U.S. Treasury Notes are guaranteed by the federal government as to the timely payment of principal and interest. However, if you sell a Treasury Note prior to maturity, it may be worth more or less than the original price paid. Fixed income investments are subject to various risks including changes in interest rates, credit quality, inflation risk, market valuations, prepayments, corporate events, tax ramifications and other factors.

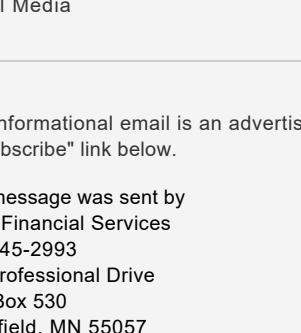
International investments carry additional risks, which include differences in financial reporting standards, currency exchange rates, political risks unique to a specific country, foreign taxes and regulations, and the potential for illiquid markets. These factors may result in greater share price volatility.

Please consult your financial professional for additional information.


This content is developed from sources believed to be providing accurate information. The information in this material is not intended as tax or legal advice. Please consult legal or tax professionals for specific information regarding your individual situation.

This material was developed and produced by FMG Suite to provide information on a topic that may be of interest. FMG is not affiliated with the named representative, financial professional, Registered Investment Advisor, Broker-Dealer, nor state- or SEC-registered investment advisory firm. The opinions expressed and material provided are for general information, and they should not be considered a solicitation for the purchase or sale of any security.

Copyright 2024 FMG Suite.



**Richard Falck**  
falck@falckfinancial.com  
507-645-2993  
Falck Financial Services  
<http://www.falckfinancial.com/>



This site has been published in the United States for residents of the United States. The entire site has been prepared solely for informational purposes, and nothing contained herein should be construed as an offer to buy or sell, or a solicitation to buy or sell, any security or other investment product or to participate in any particular trading strategy. No information contained herein should be regarded as a suggestion to engage in or refrain from any investment-related course of action. All views expressed and materials presented are subject to change without notice and are not intended and should not be construed as investment, tax, or legal advice. Please consult legal or tax professionals for specific information regarding your individual situation. All information is believed to be from reliable sources; however, no representation is made as to its completeness or accuracy.

\*Stocks, mutual funds and variable products are not suitable for all investors. Before making any purchase you should carefully read the prospectus and prospectuses for the underlying investment portfolios of variable products. In addition to carefully reviewing the prospectus, you are advised to consider the investment objectives, risks and charges, and expenses of the investment before investing. A prospectus may be obtained from our office or directly from the mutual fund company, insurance company or offering entity. \*\*Variable annuities are long-term investments designed for retirement purposes. Variable products have limitations, exclusions, charges, termination provisions and terms for keeping them in force. There is no guarantee that any variable investment options in a product will meet their stated goals or objectives. The account value is subject to market fluctuations and investment risk so that, when withdrawn, it may be worth more or less than its original value. \*\*\*Index or fixed annuities are not designed for short-term investments and may be subject to caps, restrictions, fees and surrender charges as described in the annuity contract. Annuity product guarantees including optional benefits, for both fixed and variable annuity products, rely on the financial strength of and are subject to the claims-paying ability of the issuing company.

Employees or representatives of Falck Financial Services acting as registered representatives of First Heartland® Capital, Inc. and/or First Heartland® Consultants, Inc. may transact business in a particular state only if first registered, excluded or exempted from registration requirements. Richard J. Falck is a Registered Representative of First Heartland® Capital, Inc. and an Investment Advisor Representative of First Heartland® Consultants, Inc., a registered broker/dealer and registered investment adviser based in Lake Saint Louis, Missouri.

Securities offered through **FIRST HEARTLAND® CAPITAL, INC.** Member **FINRA**/**SIPC**  
Advisory services offered through First Heartland® Consultants, Inc.

4101 Lake St. Louis Blvd. Lake St. Louis, MO 63367 636.625.0000  
Falck Financial Services is not affiliated with First Heartland® Capital, Inc.

By activating a third-party hyperlink you will leave our Falck Financial Services website. Neither Falck Financial Services nor First Heartland® Capital, Inc. are responsible for the validity, completeness or accuracy of any information provided on these sites.

Social Media

This informational email is an advertisement and you may opt out of receiving future emails. To opt out, please click the "unsubscribe" link below.

This message was sent by  
Falck Financial Services  
507-645-2993  
509 Professional Drive  
P.O. Box 530  
Northfield, MN 55057

[Unsubscribe](#)