



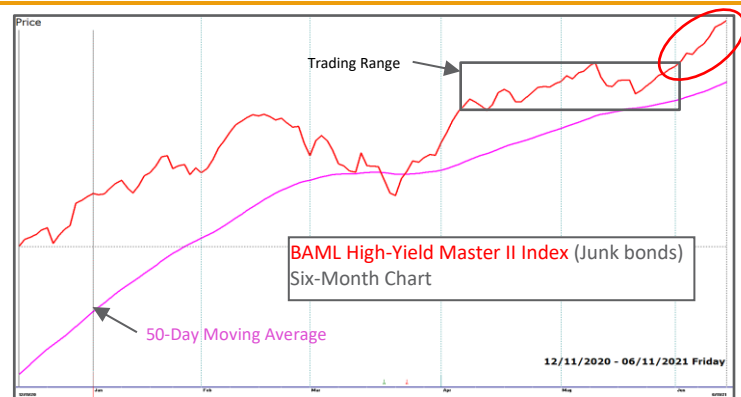
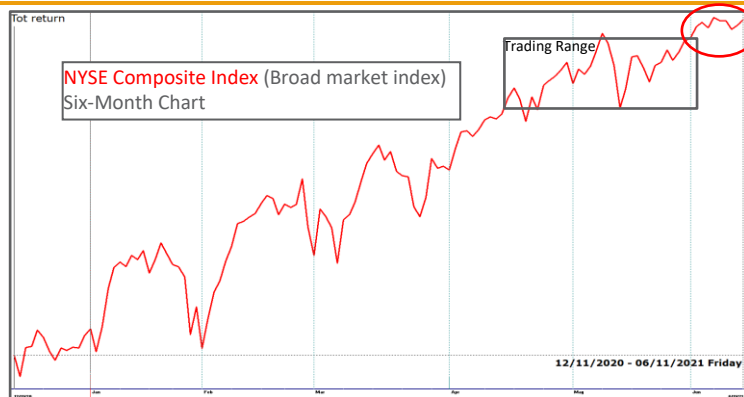
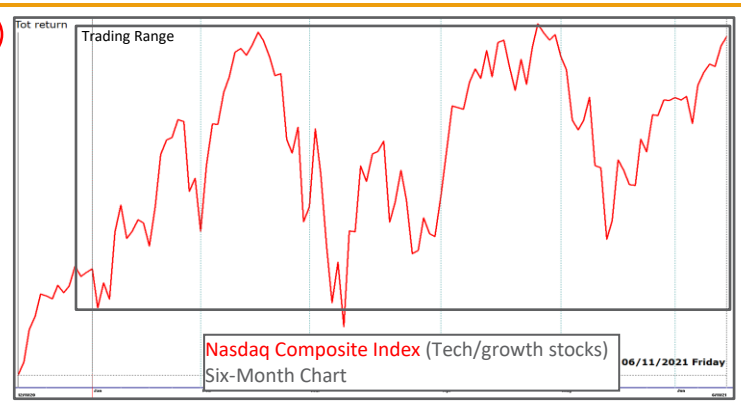
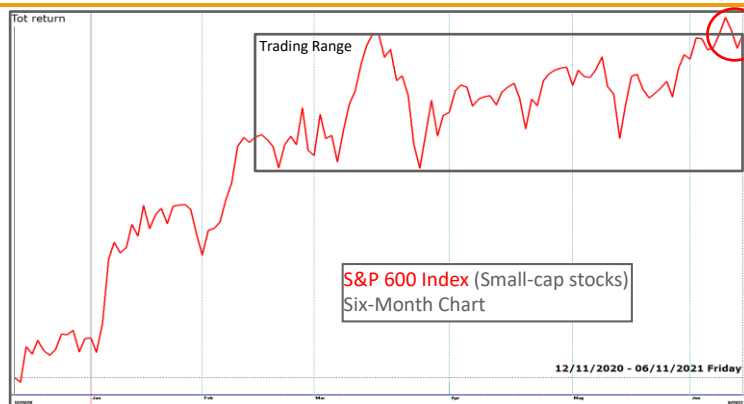
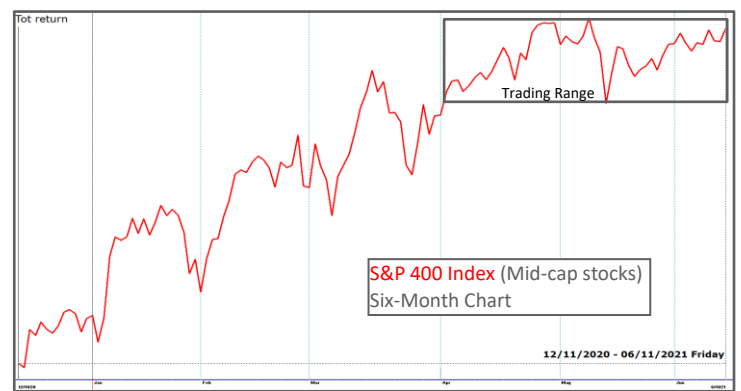
RGB Perspectives

June 14, 2021

Written by Rob Bernstein (rob@rgbcapitalgroup.com)

RGB Capital Group LLC • 858-367-5200 • www.rgbcapitalgroup.com

We continue to see the stock market pushing up through the top of the trading ranges that have been entrenched over the last three to six months. Four of the six indices below have broken out to new highs (or at least flirting with a breakout in the case of the S&P 600 Index). The breakouts are shown with a red circle. The S&P 400 Index and Nasdaq Composite Index are also trending up towards the top of their respective trading ranges. The breakouts are a positive resolution to the trading range environment and indicates a higher probability that the short-term trend of the market will continue to move higher. The steady, low volatility uptrend in the BAML High-Yield Master II Index is particularly encouraging as an uptrending junk bond index indicates that investors are willing to take on risk.



I made a small adjustment to the RGB Core and Balanced strategies last week to upgrade one of our positions that was underperforming by adding some exposure to high-yield municipal bonds. All of the investment strategies are providing good risk-adjusted returns, up a little for the month and at all-time highs. While I am encouraged by the current market environment, I continue to monitor the the stock market and our holdings as the market will not continue up forever.

RGB Perspectives is provided for general information purposes only. It does not constitute an offer to sell or a solicitation to buy a security, and is not an offer to provide any specific investment advice. Securities held in the RGB models are subject to change without notice. Past performance is not a guarantee of future performance. It is not possible to invest directly in an index. Individual account results will vary from RGB models due to timing of investment, amount of investment and actual securities used. Advisory fees are deducted within the first month of the quarter for the prior quarter. Most data and charts are provided by www.fasttrack.net or TC2000 (www.worden.com). RGB Capital Group contact info: (858) 367-5200. Email: info@rgbcapitalgroup.com