



## PFG Active Core Bond Strategy R (PFD0X)

Powered by:

PIMCO

Fund Adviser:

Pacific Financial Group, LLC

Tolerance Range:

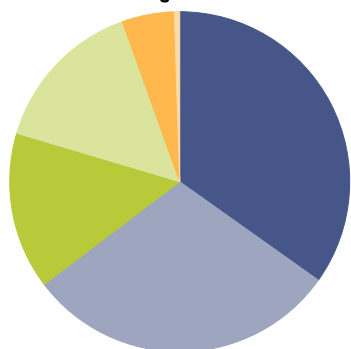
0% - 13% | 10% as of 9/30/2020

### Investment Strategy: Strategic and Active

PIMCO serves as the asset allocation strategist for this Fund through the exclusive investment of PIMCO mutual funds and ETFs, under most circumstances. In order to achieve the Fund's objective, PIMCO allocates across global fixed income sectors to maximize total return, subject to preservation of capital and prudent investment management. PIMCO utilizes its forwardlooking views and proprietary risk infrastructure to estimate strategy returns, volatility, and correlations when allocating among the underlying mutual funds and ETFs. PIMCO's investment approach has evolved over decades and has been tested in virtually every market environment. It integrates insights from Cyclical Forums, which anticipate market and economic trends over the coming six to twelve months, and the annual Secular Forum, which projects trends over the coming three to five years. These top-down views are complemented by bottom-up perspectives from specialists and by quantitative analysis of individual securities, and portfolio construction. The PIMCO Investment Committee, which is composed of senior investment professionals, drives decision-making on a daily basis. In addition, the Fund seeks to limit the maximum range of total returns to a gain or loss of less than 13% through the use of RiskPro®.

*Mutual Funds involve risk including the possible loss of principal. The holdings below illustrate examples of the securities that the fund has bought and the diversity of areas in which the funds can invest, and will not be representative of the fund's current or future investments. Portfolio holdings are subject to change and should not be considered to be investment advice.*

### Portfolio Holdings



	%
● PIMCO Total Return Instl	34.83
● PIMCO Income Instl	29.85
● PIMCO Investment Grade Credit Bond Instl	14.92
● PIMCO Mortgage Opportunities and BdlInstl	14.92
● PIMCO International Bond (USD-Hdg) Instl	4.98
● BlackRock Liquidity FedFund Instl	0.50
<b>Total</b>	<b>100.00</b>

Fund Size \$ 207,102,540.00

Average Effective Duration 4.27

### Powered By

PIMCO

PIMCO is one of the world's premier fixed income investment managers. With the firm's launch in 1971 in Newport Beach, California, PIMCO introduced investors to a total return approach to fixed income investing. In the nearly 50 years since, PIMCO has worked relentlessly to help millions of investors pursue their objectives – regardless of shifting market conditions. As active investors, their goal is not just to find opportunities, but to create them. To this end, they remain firmly committed to the pursuit of their mission: delivering superior investment returns, solutions and service to our clients.

### Portfolio Risk Assessment and Monitoring



Based on proprietary algorithms, RiskPro® provides an estimate of the maximum range of gain or loss of a portfolio of securities, over a forward-looking rolling twelve-month period. The Fund Adviser monitors the Fund daily to ensure the Fund maintains an appropriate level of risk within a pre-determined tolerance range. There is no guarantee that a Model will not exceed its tolerance level.



Find the PFG Active Core Bond Strategy R (PFD0X) in these Strategy PLUS™ model categories:

- Target PLUS™
- Meeder Focus PLUS™
- Focus PLUS™
- Index PLUS™
- TPGF Focus PLUS™
- Multi PLUS™

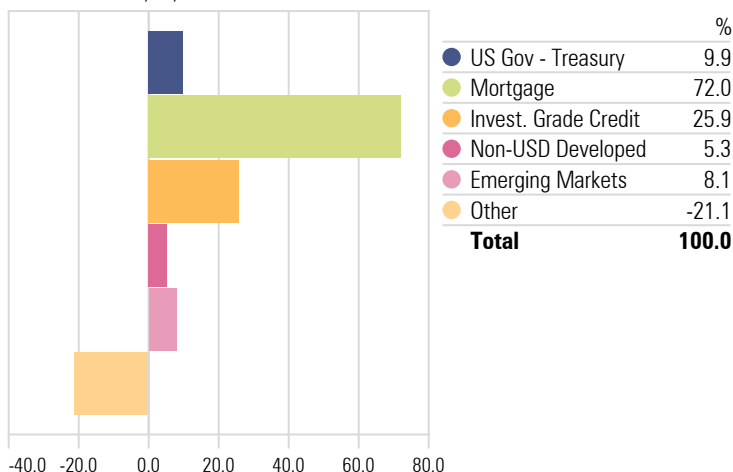
Source: Morningstar Direct

As of September 30, 2020

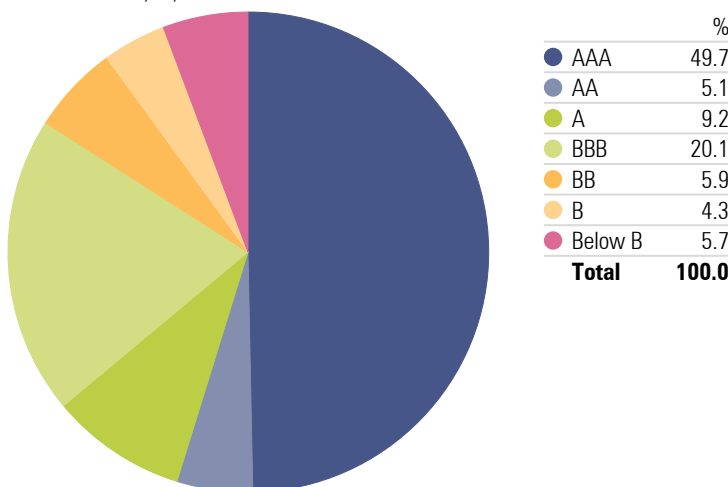


**Fixed Income Sector Allocation**

Portfolio Date: 9/30/2020

**Fixed Income Credit Quality**

Portfolio Date: 9/30/2020

**Disclosures**

- Information contained here is as of the date shown and is subject to change at the adviser's discretion. Portfolio holdings are subject to change and should not be considered investment advice.
- The Fund is a "Fund of Funds" meaning the Fund will invest in other funds, each an "Underlying Fund"
- Underlying Funds are subject to investment advisory and other expenses, which will be indirectly paid by investors when the Fund purchases the Underlying Fund. These expenses are in addition to the expenses of the Fund.
- Portfolio Holdings represent the securities, funds and other investment of the Fund as of the date noted and may not be representative of the fund's current or future investments. Portfolio holdings are subject to change and should not be considered to be investment advice.
- Investors should carefully consider the investment objectives, risks, charges and expenses of the Fund. This and other important information about the Fund is contained in the Prospectus, which can be obtained by contacting your financial adviser, or by calling (866) 583-8734. The Prospectus should be read carefully before investing. The Fund is distributed by Northern Lights Distributors, LLC member FINRA/SIPC. Pacific Financial Group and Northern Lights Distributors are not affiliated.**

**Important Risk Information**

- The Fund is a new mutual fund and has a limited history of operations for investors to evaluate.
- Investment Risk - All investments involve risks, including possible loss of principal.
- Average effective duration provides a measure of a fund's interest-rate sensitivity. The longer a fund's duration, the more sensitive the fund is to shifts in interest rates. Duration also gives an indication of how a fund's net asset value (NAV) will change as interest rates change.
- Price Volatility - The price paid for a security can fall rapidly in response to developments affecting a specific company or industry, or to changing economic, political or market conditions which will impact the value of the Fund.
- Interest Rate Risk - A rise in interest rates will result in a decline in the value of the fixed income investments held by the Fund.
- Foreign or Emerging Market Risk - Investing in foreign securities involves risks of adverse fluctuations in foreign currency values, adverse political, social and economic developments, less liquidity, potentially greater volatility, less developed or less efficient trading markets.
- Junk Bonds - The Fund or the Underlying Funds may invest in lower-quality bonds, known as "high yield" or "junk" bonds. These bonds present greater risk, including an increased risk of default, than bonds of higher quality as rated by a Moody, Standard and Poor or other bond rating agency.
- Liquid Alternative Securities are defined as exhibiting low to modest correlation with traditional stock and bond investments. Risks within these types of investment include: rising correlations during periods of high volatility, which would limit their ability to dampen volatility; use of leverage within certain strategies may magnify gains or losses.
- Small Cap Risk - The Fund or Underlying Funds may invest in individual securities to include the stocks of small capitalization companies ("Small Caps"). Small Caps are stocks with low market capitalization and may be subject to more price volatility.

**RiskPro and RiskPro Analytics**

- RiskPro® projects the Fund's maximum volatility over a forward-looking rolling twelve-month period, the projections or other information generated by RiskPro® are hypothetical in nature, do not reflect actual investment results and are not a guarantee of future results. There is no certainty the projections will be accurate. Because the projections are based on the Underlying Funds, the volatility over time will change based on factors such as the volatility of the Underlying Funds, the weighting of the Underlying Funds or the addition or replacement of an Underlying Fund. Investors should review the Fund's prospectus for more information about the Fund to include its risks.
- Tolerance is a proprietary measure of risk and potential return. Utilizing both long and short term return and volatility data, RiskPro® calculates a tolerance percentage for the fund. The tolerance indicates the estimated maximum gain or loss for the fund within a reasonable statistical probability. The higher the tolerance number the greater the level of volatility that the fund may experience over a twelve month period.