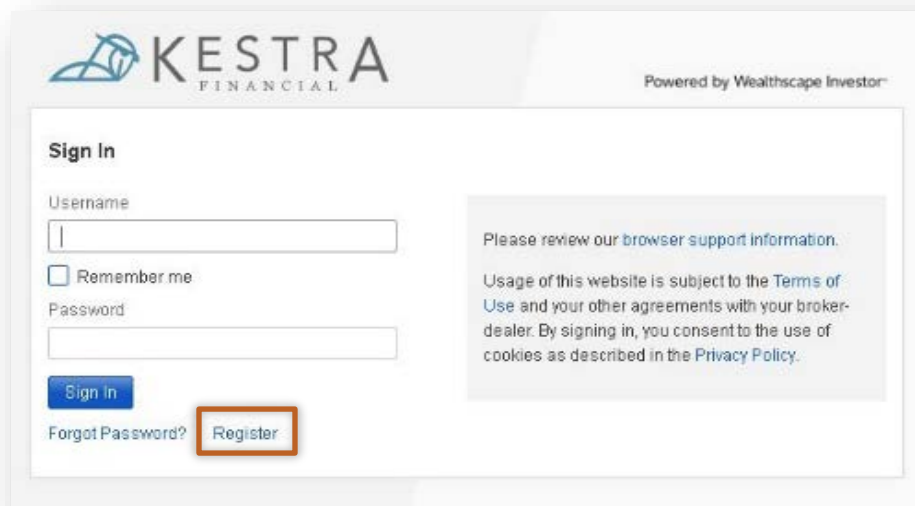


Simple Steps to Enroll

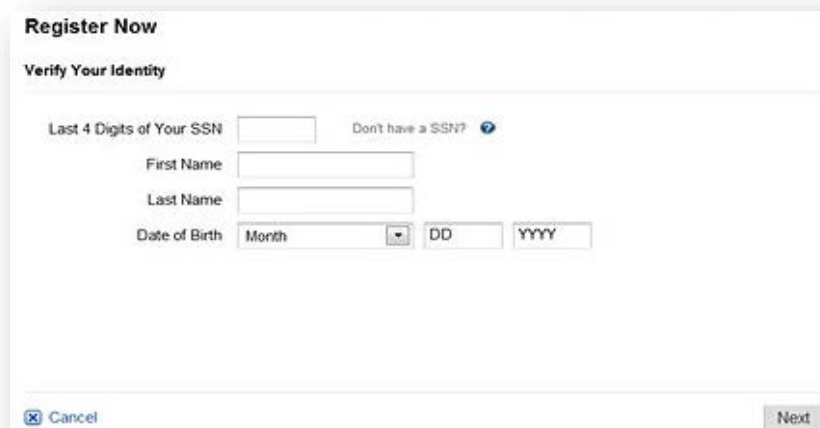
Enrolling in Wealthscape Investor is quick and easy, so you can take advantage of 24/7 access to your account information. Simply follow these instructions to enroll, get a free mobile app to access your account from virtually anywhere, and sign up for e-Delivery of your statements, confirms, and more!

Verify Your Identity

1. Visit the Wealthscape Investor login page at www.wealthscapeinvestor.com/kestra.
2. Click **Register**.



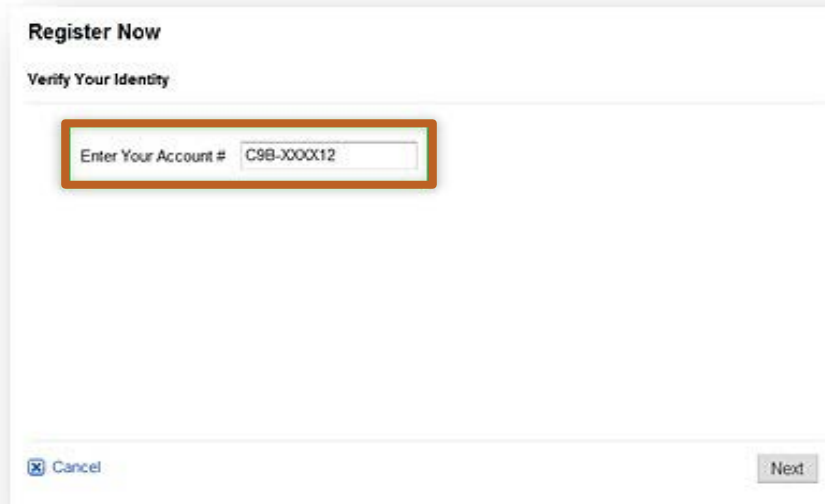
3. For your protection, you will be prompted to verify your identity. Type in the last four digits of your social security number, along with your first and last name and date of birth, then click **Next**.



Enrolling in Wealthscape Investor



4. Enter a valid brokerage account number, which can be found on a recent statement or confirmation (e.g., C9B-123456, J7M-123456, etc.) Click **Next**.

A screenshot of a "Register Now" dialog box. The title bar says "Register Now". Below the title bar, it says "Verify Your Identity". There is a text input field with the label "Enter Your Account #" and the value "C9B-XXXX12". The input field is highlighted with a red border. At the bottom left, there is a "Cancel" button with a close icon. At the bottom right, there is a "Next" button.

5. Your identity has now been verified. To continue the registration process and access your account online, click **Register**.

