

Weekly Market Insights

May 15, 2023

Stocks were mixed last week as good inflation news was offset by mounting debt ceiling concerns and rekindled regional banking fears.

The Dow Jones Industrial Average lost 1.11%, while the Standard & Poor's 500 slipped 0.29%. The Nasdaq Composite index rose 0.40% for the week. The MSCI EAFE index, which tracks developed overseas stock markets, fell 0.67%.^{1,2,3}



Sources: The Wall Street Journal, May 12, 2023; Treasury.gov, May 12, 2023
Weekly performance for the Dow Jones Industrial Average, Standard & Poor's 500 Index, and NASDAQ Composite index is measured from the close of trading on Friday, May 5, to Friday, May 12 close. Weekly performance for the MSCI-EAFE is measured from Friday, May 5, open to Thursday, May 11 close. Weekly and year-to-date 10-year Treasury note yield are expressed in basis points.

Uncertainty Weighs on Stocks

The week got off to a quiet start as investors waited on April's two key inflation reports scheduled for release on Wednesday and Thursday. When consumer prices rose less than forecasted, stocks broke out of their lethargy and moved higher. Stocks also got a boost on Wednesday afternoon from comments from the White House, hinting at an opening for negotiation on the debt ceiling.

Despite a substantial cooling in producer price increases, stocks turned mixed on Thursday amid a disappointing earnings report from a Dow Industrial component and new data that reignited investor anxiety over regional banks' financial health. Stocks ended the week the way they began, largely drifting in an otherwise directionless fashion.

Inflation Pressures Ease

Consumer prices rose 4.9% year-over-year, the tenth consecutive month that the headline inflation rate has declined. This was a slight improvement over March's 12-month increase of 5.0%. April's monthly inflation rate was 0.4 percent, above March's 0.1 percent rise. April's increase was driven by higher housing, gasoline, and used car costs.⁴

Inflation progress extended into wholesale prices, which rose 0.2% in April—below the consensus forecast of a 0.3% rise. For the last twelve months, producer prices increased 2.3%, an improvement from last month's 2.7% year-over-year gain and the lowest recording since January 2021.⁵

This Week: Key Economic Data

Tuesday: Retail Sales. Industrial Production.

Wednesday: Housing Starts.

Thursday: Existing Home Sales. Index of Leading Economic Indicators. Jobless Claims.

Source: Econoday, May 12, 2023

The Econoday economic calendar lists upcoming U.S. economic data releases (including key economic indicators), Federal Reserve policy meetings, and speaking engagements of Federal Reserve officials. The content is developed from sources believed to be providing accurate information. The forecasts or forward-looking statements are based on assumptions and may not materialize. The forecasts also are subject to revision.

This Week: Companies Reporting Earnings

Tuesday: The Home Depot, Inc. (HD).

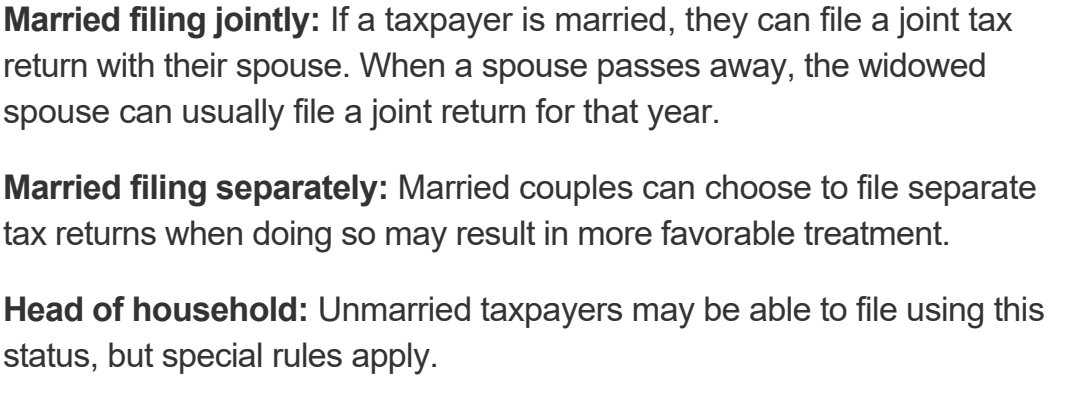
Wednesday: Cisco Systems, Inc. (CSCO), Target Corporation (TGT), The TJX Companies, Inc. (TJX).

Thursday: Walmart, Inc. (WMT), Applied Materials, Inc. (AMAT), Ross Stores, Inc. (ROST).

Friday: Deere & Company (DE)

Source: Zacks, May 12, 2023

Companies mentioned are for informational purposes only. It should not be considered a solicitation for the purchase or sale of the securities. Investing involves risks, and investment decisions should be based on your own goals, time horizon, and tolerance for risk. The return and principal value of investments will fluctuate as market conditions change. When sold, investments may be worth more or less than their original cost. Companies may reschedule when they report earnings without notice.



"Good habits, imperceptibly fixed, are far preferable to the precepts of reason."

– Mary Wollstonecraft



Know and Understand Your Correct Filing Status

Taxpayers should understand their filing status well and at least be familiar with the other choices.

When preparing and filing a tax return, the filing status affects:

- If the taxpayer is required to file a federal tax return
- Their standard deduction amount
- If they can claim certain credits
- The amount of tax they should pay

Here are the five filing statuses:

Single: Normally, this status is for taxpayers who are unmarried, divorced, or legally separated under a divorce or separate maintenance decree governed by state law.

Married filing jointly: If a taxpayer is married, they can file a joint tax return with their spouse. When a spouse passes away, the widowed spouse can usually file a joint return for that year.

Married filing separately: Married couples can choose to file separate tax returns when doing so may result in more favorable treatment.

Head of household: Unmarried taxpayers may be able to file using this status, but special rules apply.

Qualifying widow(er) with dependent child: This status may apply to a taxpayer if their spouse died during one of the previous two years and they have a dependent child. Other conditions also apply.

"This information is not intended to substitute for specific individualized tax advice. We suggest you discuss your specific tax issues with a qualified tax professional."

Tip adapted from IRS.gov⁶



Keeping Your Heart Rate Up Indoors

A rainy day can steal our motivation to leave the comfort of our homes unless we have to. But your workouts don't need to stop with bad weather. Here are a few ways to feel the burn indoors.

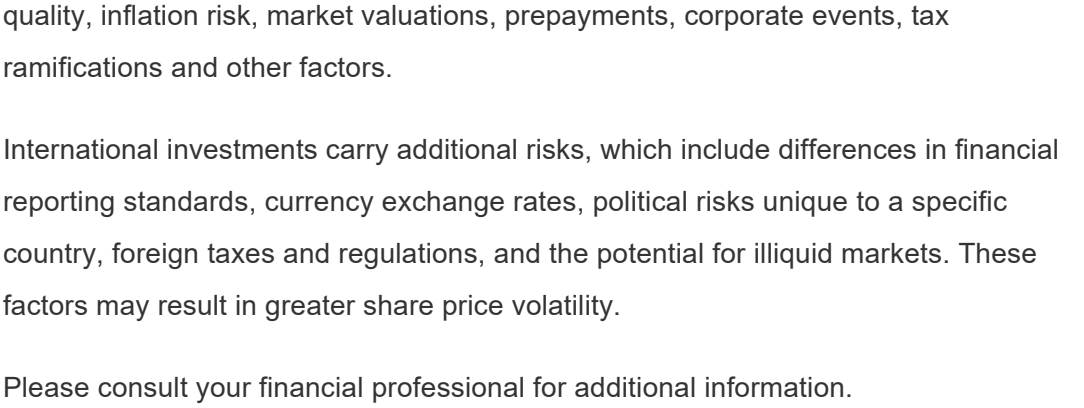
Hop to it with a rebounder (a mini trampoline) or a jump rope. If you have neither, fake it by keeping your hands to your sides and rotating them as you mimic the rest of the exercise sans equipment.

Find a YouTube video or other streaming guided workout. Can't squeeze in a full half hour at once? Pause it and return when you're ready.

Invest in workout equipment you know you'll use. If you run or hike, consider a treadmill with an adjustable incline. Like to ride your bike? Consider getting a stationary one.

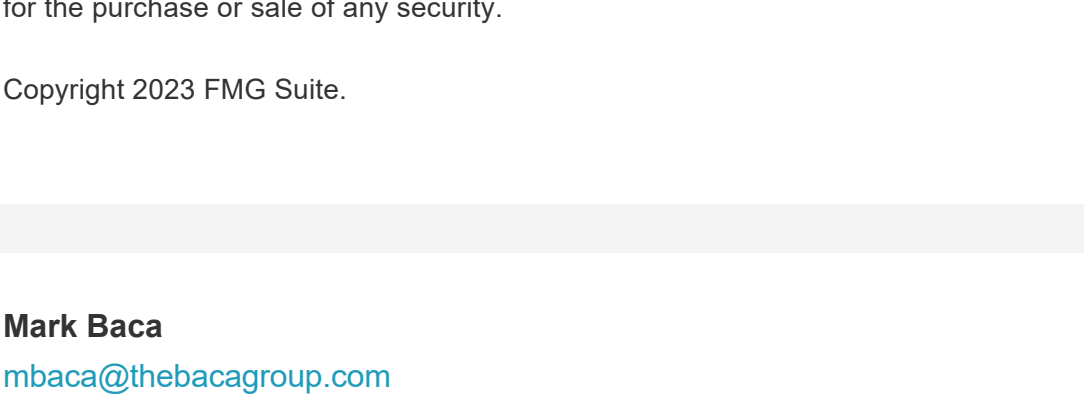
There are many ways to stay fit while the weather isn't cooperating. But don't forget to always discuss any medical concerns with your healthcare provider before beginning any fitness routine; the information provided is not a substitute for medical advice.

Tip adapted from Medical News Today⁷



Note this alphabetic progression: B, C, D, E, G. What letter should then follow as the sixth letter in this successive series?

Last week's riddle: I may be red, green, or yellow. Eat me, and you may stay a healthy fellow. My interior is white; I don't give off light. What am I? Answer: An apple.



Liwa Desert, Abu Dhabi, United Arab Emirates

Footnotes and Sources

1. The Wall Street Journal, May 12, 2023
2. The Wall Street Journal, May 12, 2023
3. The Wall Street Journal, May 12, 2023
4. The Wall Street Journal, May 10, 2023.
5. CNBC, May 11, 2023
6. IRS.gov, 2023
7. Medical News Today, February 15, 2023

Investing involves risks, and investment decisions should be based on your own goals, time horizon, and tolerance for risk. The return and principal value of investments will fluctuate as market conditions change. When sold, investments may be worth more or less than their original cost.

The forecasts or forward-looking statements are based on assumptions, may not materialize, and are subject to revision without notice.

The market indexes discussed are unmanaged, and generally, considered representative of their respective markets. Index performance is not indicative of the past performance of a particular investment. Indexes do not incur management fees, costs, and expenses. Individuals cannot directly invest in unmanaged indexes. Past performance does not guarantee future results.

The Dow Jones Industrial Average is an unmanaged index that is generally considered representative of large-capitalization companies on the U.S. stock market. Nasdaq Composite is an index of the common stocks and similar securities listed on the NASDAQ stock market and is considered a broad indicator of the performance of technology and growth companies. The MSCI EAFE Index was created by Morgan Stanley Capital International (MSCI) and serves as a benchmark of the performance of major international equity markets, as represented by 21 major MSCI indexes from Europe, Australia, and Southeast Asia. The S&P 500 Composite Index is an unmanaged group of securities that are considered to be representative of the stock market in general.

U.S. Treasury Notes are guaranteed by the federal government as to the timely payment of principal and interest. However, if you sell a Treasury Note prior to maturity, it may be worth more or less than the original price paid. Fixed income investments are subject to various risks including changes in interest rates, credit quality, inflation risk, market valuations, prepayments, corporate events, tax ramifications and other factors.

International investments carry additional risks, which include differences in financial reporting standards, currency exchange rates, political risks unique to a specific country, foreign taxes and regulations, and the potential for illiquid markets. These factors may result in greater share price volatility.

Please consult your financial professional for additional information.

This content is developed from sources believed to be providing accurate information. The information in this material is not intended as tax or legal advice. Please consult legal or tax professionals for specific information regarding your individual situation. This material was developed and produced by FMG Suite to provide information on a topic that may be of interest. FMG is not affiliated with the named representative, financial professional, Registered Investment Advisor, Broker-Dealer, nor state- or SEC-registered investment advisory firm. The opinions expressed and material provided are for general information, and they should not be considered a solicitation for the purchase or sale of any security.

Copyright 2023 FMG Suite.

Mark Baca
mark@thebacagroup.com
(916) 362-4107

The Baca Group, Inc.
Registered Representative

<http://www.thebacagroup.com/>

Securities and advisory services offered through Cetera Advisor Networks LLC, member FINRA/SIPC (doing insurance business in CA as CFGAN Insurance Agency LLC), a broker/dealer and a Registered Investment Advisor. Cetera is under separate ownership from any other named entity. CA insurance license #0427344

Confidentiality Notice: This email transmission and its attachments, if any, are confidential and intended only for the use of particular persons and entities. They may also be work product and/or protected by the attorney-client privilege or other privileges. Delivery to someone other than the intended recipient(s) shall not be deemed to waive any privilege. Review, distribution, storage, transmittal or other use of the email and any attachment by an unintended recipient is expressly prohibited. If you are not the named addressee (or its agent) or this email has been addressed to you in error, please immediately notify the sender by reply email and permanently delete the email and its attachments.

Individuals affiliated with this broker/dealer firm are either Registered Representatives who offer only brokerage services and receive transaction-based compensation (commissions), Investment Adviser Representatives who offer only investment advisory services and receive fees based on assets, or both Registered Representatives and Investment Adviser Representatives, who can offer both types of services.

This informational email is an advertisement and you may opt out of receiving future emails. To opt out, please click the "Unsubscribe" link below.

This message was sent by
The Baca Group, Inc.
(916) 362-4107
3100 Zinfandel Drive
Suite 280
Rancho Cordova, CA 95670

[Unsubscribe](#)