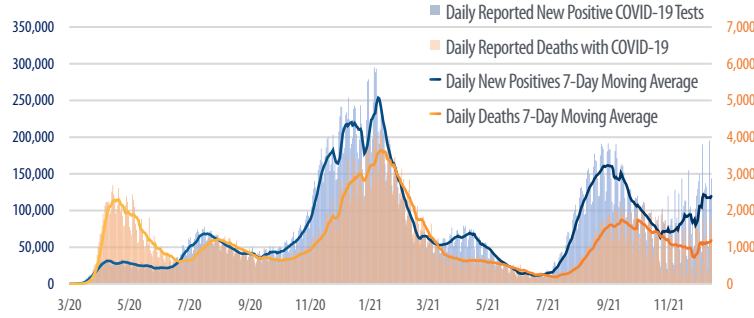


First Trust COVID-19 TRACKER

Daily Reported New Positive COVID-19 Tests vs. Daily Reported Deaths from COVID-19 in the U.S.

March 1, 2020 - December 15, 2021



Sources: CDC.gov, First Trust Advisors

U.S. COVID-19 Vaccine Doses Administered by Vaccine Type

As of December 16, 2021

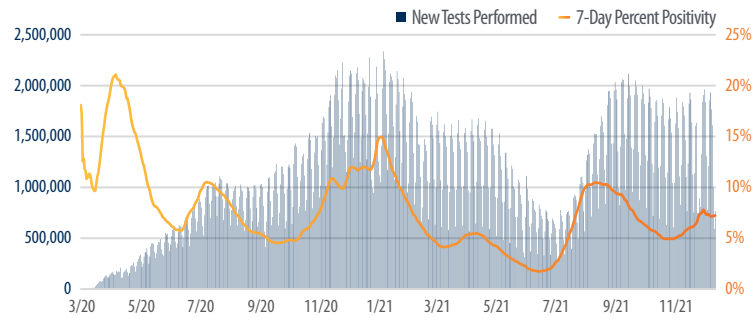
490,030,849 Total Doses Administered



Sources: CDC.gov, First Trust Advisors

Daily Administered U.S. COVID-19 Tests vs. 7-Day Positivity Rate

March 1, 2020 - December 13, 2021

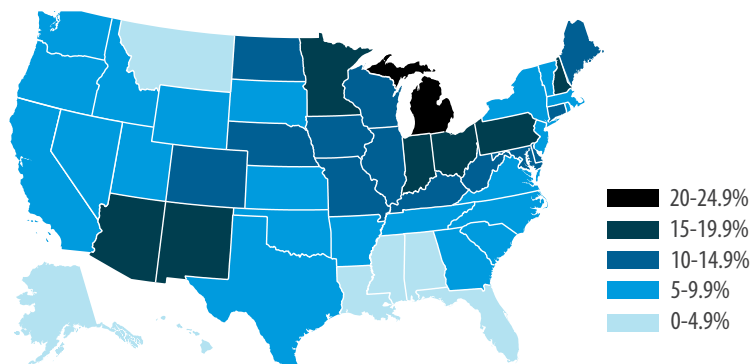


Sources: CDC.gov, First Trust Advisors

Despite an on-campus vaccination rate of 97%, there were **1,345 students who tested positive for COVID-19 at Cornell University for the week of 12/9/21 - 12/15/21. That equates to a 7-day positivity rate of 6.27%, similar to the current U.S. positivity rate of 7.25%, where just 61% of the total population are fully vaccinated.**²

Percent of U.S. Inpatient Beds Occupied by COVID-19 Patients

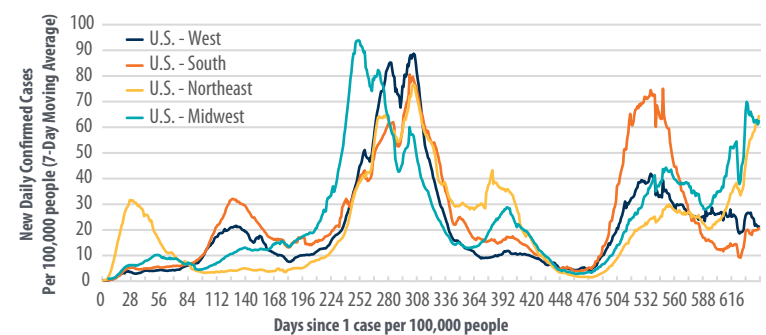
As of December 17, 2021



Sources: HHS.gov, First Trust Advisors

Daily Reported COVID-19 Cases by U.S. Region, Normalized by Population

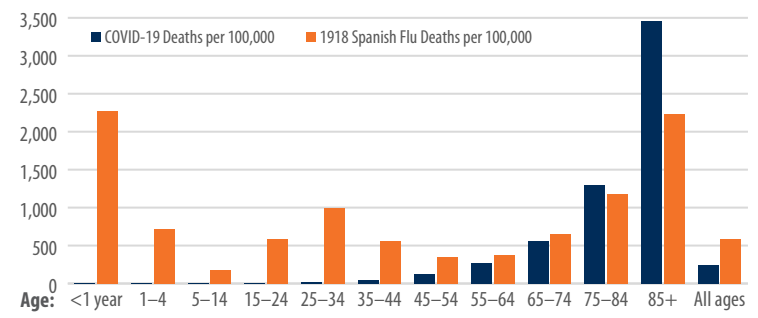
As of December 16, 2021



Sources: 91-DIVOC.com, Johns Hopkins University CSSE, First Trust Advisors

COVID-19 vs 1918 Spanish Flu

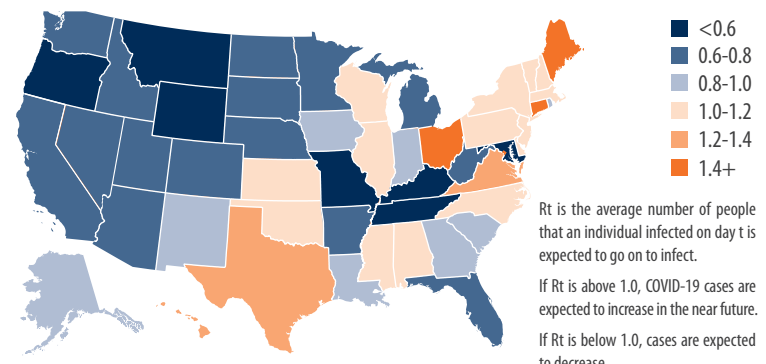
As of December 11, 2021



Sources: CDC.gov, Census.gov (population estimates as of 4/1/20), National Office of Vital Statistics, First Trust Advisors

Effective Reproduction Number (Rt) of COVID-19 by State

As of December 15, 2021



Sources: covidestim.org, First Trust Advisors

¹The New York Times (December 14, 2021); ²cornell.edu, CDC.gov (December 17, 2021)