RECOVERY TRACKER

First Trust Economics

First Trust

WEEKLY HIGH FREQUENCY DATA

Indicator	Date (2022)	Level	2019 Level	% Change 2019	% Change MOM	% Change WOW
Initial Jobless Claims	May 20	210,000	213,000	-1.4%	16.0%	-3.7%
Continuing Jobless Claims	May 13	1,346,000	1,616,000	-16.7%	-4.1%	2.4%
ASA Staffing Index[1]	May 16	105.9	95.0	11.5%	1.8%	0.2%
Weekly Retail Sales[2]	May 21	11.4%	5.2%	N/A	N/A	N/A
Box Office Receipts	May 20-26	$91,193,672	$283,652,332	-67.9%	-24.4%	-24.2%
Rail Car Traffic (cars)	May 20	506,976	533,557	-5.0%	1.8%	0.4%
Steel Production (net tons)	May 23	1,789	1,900	-5.8%	0.3%	0.2%
Hotel Occupancy	May 15-21	68.6%	70.6%	-2.8%	4.3%	3.2%
OpenTable State of the Restaurant Industry[3,4]	May 25	N/A	N/A	0.0%	0.8%	4.7%
TSA Checkpoint Data[3]	May 26	2,223,397	2,442,836	-9.0%	5.4%	0.5%
Supply of Motor Gasoline in the US (Mbbl/d)	May 20	8,798	9,429	-6.7%	0.7%	-2.5%
Global Commercial Flights[3]	May 26	96,446	115,514	-16.5%	6.3%	-0.2%

Level is at a new recovery best

Source: First Trust Advisors, Bloomberg, Department of Labor, Redbook Research, Box Office Mojo, Association of American Railroads, American Iron and Steel Institute, Hotel News Now, OpenTable, Transportation Security Administration, Energy Information Administration, American Staffing Association, Flight Radar 24

2019 Level and % Change 2019 are from the same week in 2019, unless otherwise noted. MOM = Month-over-Month; WOW = Week-over-Week.

All data is for the U.S. except for commercial flights.

[1] The baseline value for the ASA Staffing Index was set at 100 in June 2006.

[2] Data for level and 2019 level are both Year-over-Year (YOY)% changes.

[3] Data is provided daily instead of weekly; the 7-day moving average is shown.

[4] Data shows change in seated diners from 2019 to 2022 at restaurants on the OpenTable network across all channels: online reservations, phone reservations, and walk-ins. % change MOM and WOW are the current reading minus the month ago and week ago reading, respectively.

INITIAL JOBLESS CLAIMS

As of May 20, 2022

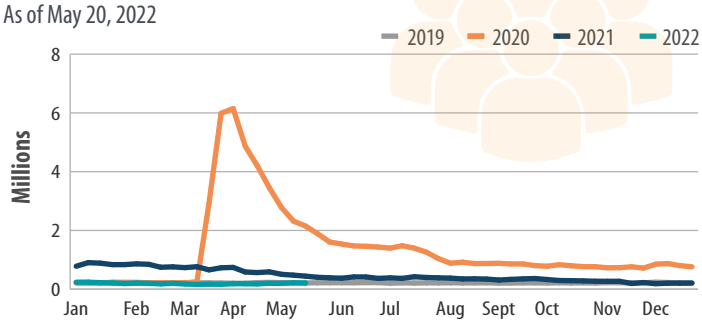

Sources: Bloomberg, Department of Labor, First Trust Advisors

CONTINUING JOBLESS CLAIMS

As of May 13, 2022

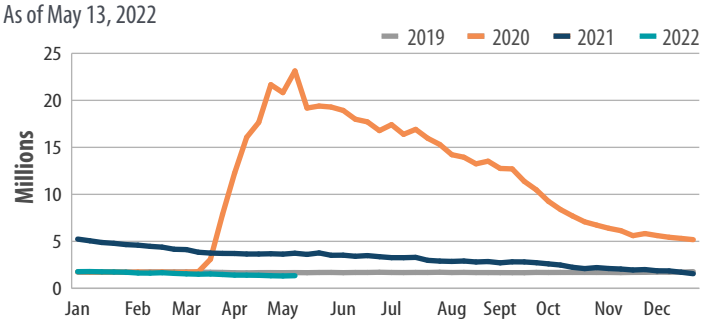

Sources: Bloomberg, Department of Labor, First Trust Advisors

ASA STAFFING INDEX

As of May 16, 2022

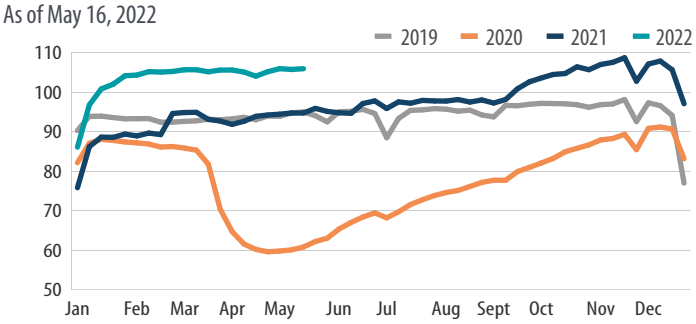

Sources: American Staffing Association, First Trust Advisors

WEEKLY RETAIL SALES

As of May 21, 2022

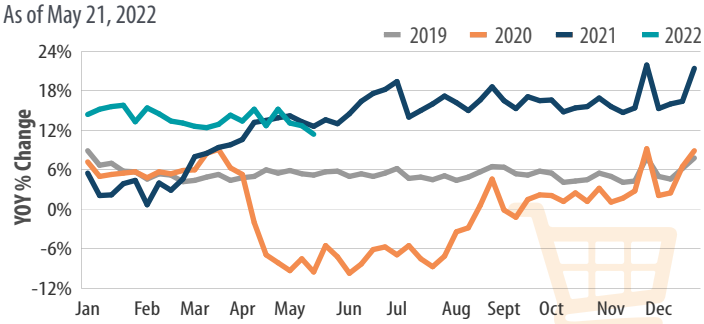

Sources: Bloomberg, Redbook Research, First Trust Advisors

RECOVERY TRACKER

First Trust Economics

First Trust

BOX OFFICE RECEIPTS

As of May 20-26, 2022

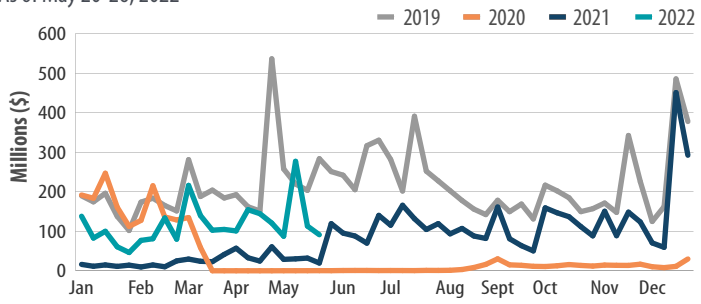

Sources: Box Office Mojo, First Trust Advisors

RAIL CAR TRAFFIC (CARS)

As of May 20, 2022

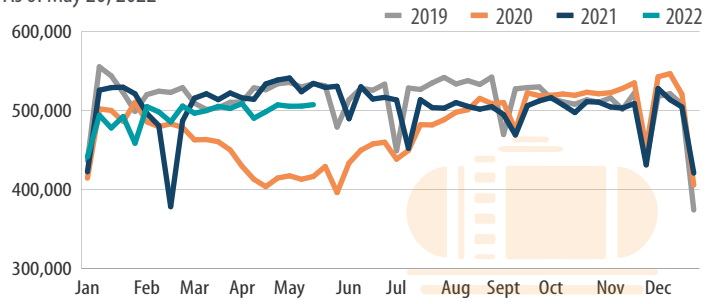

Sources: Bloomberg, Association of American Railroads, First Trust Advisors

STEEL PRODUCTION (NET TONS)

As of May 23, 2022

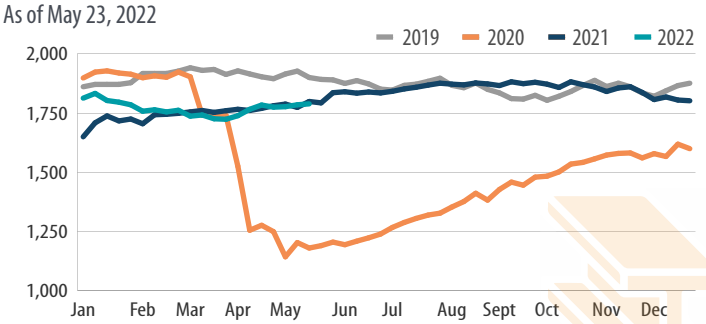

Sources: Bloomberg, American Iron and Steel Institute, First Trust Advisors

HOTEL OCCUPANCY

As of May 15-21, 2022

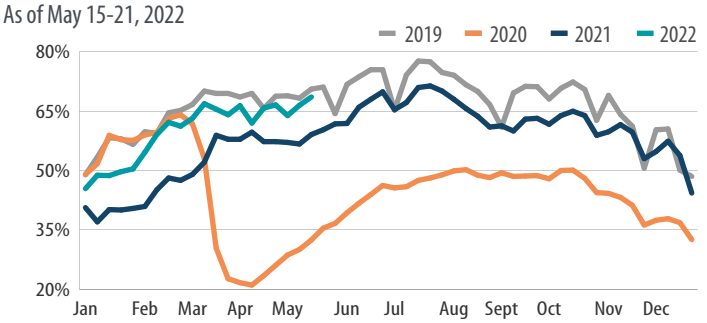

Sources: Hotel News Now, First Trust Advisors

OPENTABLE STATE OF THE RESTAURANT INDUSTRY

As of May 25, 2022 (7-Day Moving Average)

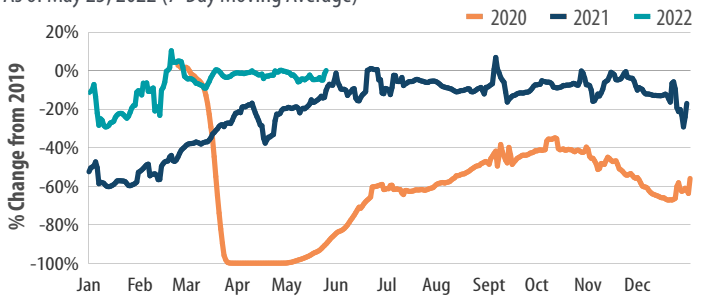

Sources: Open Table, First Trust Advisors

TSA CHECKPOINT DATA

As of May 26, 2022 (7-Day Moving Average)

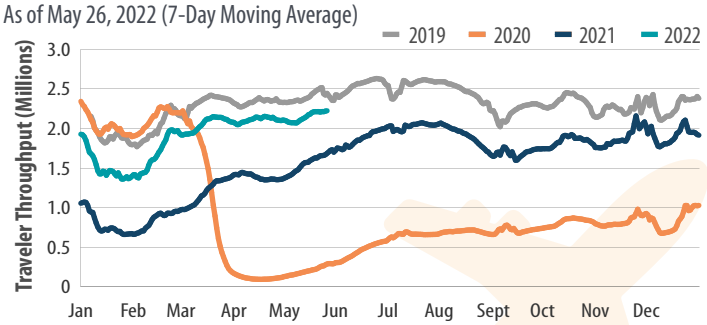

Sources: Transportation Security Administration, First Trust Advisors

SUPPLY OF MOTOR GASOLINE IN THE U.S. (MBBL/D)

As of May 20, 2022

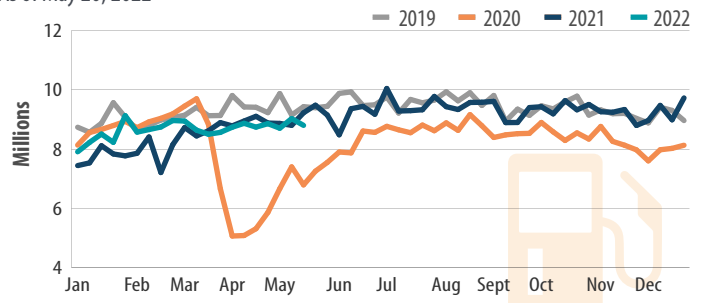

Sources: Bloomberg, First Trust Advisors

GLOBAL COMMERCIAL FLIGHTS

As of May 26, 2022 (7-Day Moving Average)

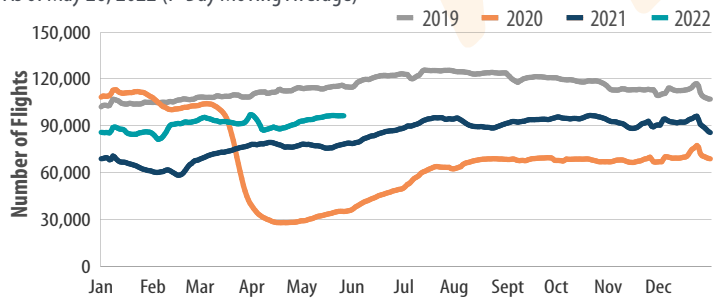

Sources: Flight Radar 24, First Trust Advisors