



PIMCO

PIMCO Funds

Prospectus

July 31, 2020

Credit Bond Funds

| | Inst | I-2 | I-3 | Admin | A | C | R |
|---|--------|-------|-------|-------|-------|--------|-------|
| PIMCO Credit Opportunities Bond Fund | PCARX | PPCRX | — | — | PZCRX | PCCRXX | — |
| PIMCO Diversified Income Fund | PDIIIX | PDVPX | PDNIX | PDAAX | PDVAX | PDICX | — |
| PIMCO High Yield Fund | PHIYX | PHLPX | PHNNX | PHYAX | PHDAX | PHDCX | PHYRX |
| PIMCO High Yield Spectrum Fund | PHSIX | PHSPX | PHFNX | — | PHSAX | PHSCX | — |
| PIMCO Income Fund | PIMIX | PONPX | PIPNX | PIINX | PONAX | PONCX | PONRX |
| PIMCO Long-Term Credit Bond Fund | PTCIX | PLCPX | — | — | — | — | — |
| PIMCO Low Duration Income Fund | PFIIX | PFTPX | PFNIX | — | PFIAX | PFNCX | — |
| PIMCO Preferred and Capital Securities Fund | PFINX | PFPNX | PFNNX | — | PFANX | PFCJX | — |
| PIMCO Senior Floating Rate Fund | PSRIX | PSRPX | — | — | PSRZX | PSRWX | — |

As with other mutual funds, neither the U.S. Securities and Exchange Commission nor the U.S. Commodity Futures Trading Commission has approved or disapproved these securities, or determined if this prospectus is truthful or complete. Any representation to the contrary is a criminal offense.

Beginning on January 1, 2021, as permitted by regulations adopted by the Securities and Exchange Commission, paper copies of the Fund's annual and semi-annual shareholder reports will no longer be sent by mail, unless you specifically request paper copies of the reports from the Fund or from your financial intermediary, such as a broker-dealer or bank. Instead, the reports will be made available on the Fund's website, pimco.com/literature, and you will be notified by mail each time a report is posted and provided with a website link to access the report.

If you already elected to receive shareholder reports electronically, you will not be affected by this change and you need not take any action. You may elect to receive shareholder reports and other communications from the Fund electronically by visiting pimco.com/edelivery or by contacting your financial intermediary, such as a broker-dealer or bank.

You may elect to receive all future reports in paper free of charge. If you own these shares through a financial intermediary, such as a broker-dealer or bank, you may contact your financial intermediary to request that you continue to receive paper copies of your shareholder reports. If you invest directly with the Fund, you can inform the Fund that you wish to continue receiving paper copies of your shareholder reports by calling 888.87.PIMCO (888.877.4626). Your election to receive reports in paper will apply to all funds held with the fund complex if you invest directly with the Fund or to all funds held in your account if you invest through a financial intermediary, such as a broker-dealer or bank.

Table of Contents

| | Page |
|--|------|
| Fund Summaries | 1 |
| PIMCO Credit Opportunities Bond Fund | 1 |
| PIMCO Diversified Income Fund | 5 |
| PIMCO High Yield Fund | 9 |
| PIMCO High Yield Spectrum Fund | 13 |
| PIMCO Income Fund | 17 |
| PIMCO Long-Term Credit Bond Fund | 21 |
| PIMCO Low Duration Income Fund | 25 |
| PIMCO Preferred and Capital Securities Fund | 29 |
| PIMCO Senior Floating Rate Fund | 34 |
| Summary of Other Important Information Regarding Fund Shares | 38 |
| Description of Principal Risks | 39 |
| Disclosure of Portfolio Holdings | 49 |
| Management of the Funds | 50 |
| Classes of Shares | 54 |
| Purchases, Redemptions and Exchanges | 60 |
| How Fund Shares are Priced | 69 |
| Fund Distributions | 70 |
| Tax Consequences | 71 |
| Characteristics and Risks of Securities and Investment Techniques | 73 |
| Financial Highlights | 90 |
| Appendix A - Description of Securities Ratings | A-1 |
| Appendix B - Financial Firm-Specific Sales Charge Waivers and Discounts | B-1 |

Investment Objective

The Fund seeks maximum total return, consistent with preservation of capital and prudent investment management.

Fees and Expenses of the Fund

This table describes the fees and expenses that you may pay if you buy and hold shares of the Fund. In addition to the fees and expenses described below, you may also be required to pay brokerage commissions on purchases and sales of Institutional Class, I-2 or I-3 shares of the Fund. You may qualify for sales charge discounts if you and your family invest, or agree to invest in the future, at least \$100,000 in Class A shares of eligible funds offered by PIMCO Equity Series and PIMCO Funds. More information about these and other discounts is available in the "Classes of Shares" section on page 54 of the Fund's prospectus, Appendix B to the Fund's prospectus (Financial Firm-Specific Sales Charge Waivers and Discounts) or from your financial professional.

Shareholder Fees (fees paid directly from your investment):

| | Inst Class | I-2 | I-3 | Class A | Class C |
|--|------------|------|------|---------|---------|
| Maximum Sales Charge (Load) Imposed on Purchases (as a percentage of offering price) | None | None | None | 3.75% | None |
| Maximum Deferred Sales Charge (Load) (as a percentage of the lower of the original purchase price or redemption price) | None | None | None | 1.00% | 1.00% |

Annual Fund Operating Expenses (expenses that you pay each year as a percentage of the value of your investment):

| | Inst Class | I-2 | I-3 | Class A | Class C |
|---|--------------|--------------|--------------|--------------|--------------|
| Management Fees | 0.90% | 1.00% | 1.10% | 1.05% | 1.05% |
| Distribution and/or Service (12b-1) Fees | N/A | N/A | N/A | 0.25% | 1.00% |
| Other Expenses ⁽¹⁾ | 0.02% | 0.02% | 0.02% | 0.02% | 0.02% |
| Total Annual Fund Operating Expenses | 0.92% | 1.02% | 1.12% | 1.32% | 2.07% |
| Fee Waiver and/or Expense Reimbursement ⁽²⁾ | N/A | N/A | (0.05%) | N/A | N/A |
| Total Annual Fund Operating Expenses After Fee Waiver and/or Expense Reimbursement | 0.92% | 1.02% | 1.07% | 1.32% | 2.07% |

¹ "Other Expenses" include interest expense of 0.02%. Interest expense is borne by the Fund separately from the management fees paid to Pacific Investment Management Company LLC ("PIMCO"). Excluding interest expense, Total Annual Fund Operating Expenses After Fee Waiver and/or Expense Reimbursement are 0.90%, 1.00%, 1.05%, 1.30% and 2.05% for Institutional Class, I-2, I-3, Class A and Class C shares, respectively.

² PIMCO has contractually agreed, through July 31, 2021, to reduce its supervisory and administrative fee for the Fund's I-3 shares by 0.05% of the average daily net assets attributable to I-3 shares of the Fund. This Fee Waiver Agreement renews annually unless terminated by PIMCO upon at least 30 days' prior notice to the end of the contract term.

Example. The Example is intended to help you compare the cost of investing in Institutional Class, I-2, I-3, Class A or Class C shares of the Fund with the costs of investing in other mutual funds. The Example assumes that you invest \$10,000 in the noted class of shares for the time periods indicated, and then redeem all your shares at the end of those periods. The Example also assumes that your investment has a 5% return

each year and that the Fund's operating expenses remain the same. Investors may pay brokerage commissions on their purchases and sales of Institutional Class, I-2 or I-3 shares of the Fund, which are not reflected in the Example. Although your actual costs may be higher or lower, based on these assumptions your costs would be:

If you redeem your shares at the end of each period:

| | 1 Year | 3 Years | 5 Years | 10 Years |
|---------------------|--------|---------|---------|----------|
| Institutional Class | \$94 | \$293 | \$509 | \$1,131 |
| I-2 | \$104 | \$325 | \$563 | \$1,248 |
| I-3 | \$109 | \$351 | \$612 | \$1,359 |
| Class A | \$504 | \$778 | \$1,071 | \$1,906 |
| Class C | \$310 | \$649 | \$1,114 | \$2,400 |

If you do not redeem your shares:

| | 1 Year | 3 Years | 5 Years | 10 Years |
|---------|--------|---------|---------|----------|
| Class A | \$504 | \$778 | \$1,071 | \$1,906 |
| Class C | \$210 | \$649 | \$1,114 | \$2,400 |

Portfolio Turnover

The Fund pays transaction costs when it buys and sells securities (or "turns over" its portfolio). A higher portfolio turnover rate may indicate higher transaction costs and may result in higher taxes when Fund shares are held in a taxable account. These costs, which are not reflected in the Annual Fund Operating Expenses or in the Example tables, affect the Fund's performance. During the most recent fiscal year, the Fund's portfolio turnover rate was 138% of the average value of its portfolio.

Principal Investment Strategies

The Fund invests under normal circumstances at least 80% of its assets in a diversified portfolio of Fixed Income Instruments of varying maturities, which may be represented by forwards or derivatives such as options, futures contracts or swap agreements. Security selection, industry and sector allocation, and management of market risk within and across credit and corporate markets are expected to be the main drivers of returns over time. "Fixed Income Instruments" include bonds, debt securities, bank loans and other similar instruments issued by various U.S. and non-U.S. public- or private-sector entities. The average portfolio duration of this Fund normally varies within zero to six years. Duration is a measure used to determine the sensitivity of a security's price to changes in interest rates. The longer a security's duration, the more sensitive it will be to changes in interest rates.

The Fund may invest in both investment grade and high yield securities ("junk bonds") subject to a maximum of 50% of its total assets in securities rated below B- by Moody's Investors Service, Inc. ("Moody's"), or equivalently rated by Standard & Poor's Ratings Services ("S&P") or Fitch, Inc. ("Fitch"), or, if unrated, determined by PIMCO to be of comparable quality. In the event that ratings services assign different ratings to the same security, PIMCO will use the highest rating as the credit rating for that security. The Fund may invest, without limitation, in securities of foreign issuers and may also invest in securities and instruments that are economically tied to emerging market countries. The Fund will normally

PIMCO Credit Opportunities Bond Fund

limit its foreign currency exposure (from non-U.S. dollar denominated securities or currencies) to 20% of its total assets. The Fund may invest up to 15% of its total assets in preferred securities, convertible securities and other equity-related instruments, including up to 10% of its total assets in common stock.

The Fund may invest, without limitation, in derivative instruments, such as options, futures contracts or swap agreements, or in mortgage- or asset-backed securities, subject to applicable law and any other restrictions described in the Fund's prospectus or Statement of Additional Information. The Fund may purchase or sell securities on a when-issued, delayed delivery or forward commitment basis and may engage in short sales. The Fund may, without limitation, seek to obtain market exposure to the securities in which it primarily invests by entering into a series of purchase and sale contracts or by using other investment techniques (such as buy backs or dollar rolls). The "total return" sought by the Fund consists of income earned on the Fund's investments, plus capital appreciation, if any, which generally arises from decreases in interest rates, foreign currency appreciation, or improving credit fundamentals for a particular sector or security.

Principal Risks

It is possible to lose money on an investment in the Fund. The principal risks of investing in the Fund, which could adversely affect its net asset value, yield and total return are listed below.

Interest Rate Risk: the risk that fixed income securities will decline in value because of an increase in interest rates; a fund with a longer average portfolio duration will be more sensitive to changes in interest rates than a fund with a shorter average portfolio duration

Call Risk: the risk that an issuer may exercise its right to redeem a fixed income security earlier than expected (a call). Issuers may call outstanding securities prior to their maturity for a number of reasons (e.g., declining interest rates, changes in credit spreads and improvements in the issuer's credit quality). If an issuer calls a security that the Fund has invested in, the Fund may not recoup the full amount of its initial investment and may be forced to reinvest in lower-yielding securities, securities with greater credit risks or securities with other, less favorable features

Credit Risk: the risk that the Fund could lose money if the issuer or guarantor of a fixed income security, or the counterparty to a derivative contract, is unable or unwilling, or is perceived (whether by market participants, rating agencies, pricing services or otherwise) as unable or unwilling, to meet its financial obligations

High Yield Risk: the risk that high yield securities and unrated securities of similar credit quality (commonly known as "junk bonds") are subject to greater levels of credit, call and liquidity risks. High yield securities are considered primarily speculative with respect to the issuer's continuing ability to make principal and interest payments, and may be more volatile than higher-rated securities of similar maturity

Market Risk: the risk that the value of securities owned by the Fund may go up or down, sometimes rapidly or unpredictably, due to factors affecting securities markets generally or particular industries

Issuer Risk: the risk that the value of a security may decline for a reason directly related to the issuer, such as management performance, financial leverage and reduced demand for the issuer's goods or services

Liquidity Risk: the risk that a particular investment may be difficult to purchase or sell and that the Fund may be unable to sell illiquid investments at an advantageous time or price or achieve its desired level of exposure to a certain sector. Liquidity risk may result from the lack of an active market, reduced number and capacity of traditional market participants to make a market in fixed income securities, and may be magnified in a rising interest rate environment or other circumstances where investor redemptions from fixed income funds may be higher than normal, causing increased supply in the market due to selling activity

Derivatives Risk: the risk of investing in derivative instruments (such as futures, swaps and structured securities), including leverage, liquidity, interest rate, market, credit and management risks, and valuation complexity. Changes in the value of a derivative may not correlate perfectly with, and may be more sensitive to market events than, the underlying asset, rate or index, and the Fund could lose more than the initial amount invested. The Fund's use of derivatives may result in losses to the Fund, a reduction in the Fund's returns and/or increased volatility. Over-the-counter ("OTC") derivatives are also subject to the risk that a counterparty to the transaction will not fulfill its contractual obligations to the other party, as many of the protections afforded to centrally-cleared derivative transactions might not be available for OTC derivatives. The primary credit risk on derivatives that are exchange-traded or traded through a central clearing counterparty resides with the Fund's clearing broker, or the clearinghouse. Changes in regulation relating to a mutual fund's use of derivatives and related instruments could potentially limit or impact the Fund's ability to invest in derivatives, limit the Fund's ability to employ certain strategies that use derivatives and/or adversely affect the value of derivatives and the Fund's performance

Mortgage-Related and Other Asset-Backed Securities Risk: the risks of investing in mortgage-related and other asset-backed securities, including interest rate risk, extension risk, prepayment risk and credit risk

Foreign (Non-U.S.) Investment Risk: the risk that investing in foreign (non-U.S.) securities may result in the Fund experiencing more rapid and extreme changes in value than a fund that invests exclusively in securities of U.S. companies, due to smaller markets, differing reporting, accounting and auditing standards, increased risk of delayed settlement of portfolio transactions or loss of certificates of portfolio securities, and the risk of unfavorable foreign government actions, including nationalization, expropriation or confiscatory taxation, currency blockage, or political changes or diplomatic developments. Foreign securities may also be less liquid and more difficult to value than securities of U.S. issuers

Senior Loan Risk: the risk that investing in senior loans, including bank loans, exposes the Fund to heightened credit risk, call risk, settlement risk and liquidity risk. If an issuer of a senior loan prepays or redeems the loan prior to maturity, the Fund may have to reinvest the proceeds in instruments that pay lower interest rates

Emerging Markets Risk: the risk of investing in emerging market securities, primarily increased foreign (non-U.S.) investment risk

Sovereign Debt Risk: the risk that investments in fixed income instruments issued by sovereign entities may decline in value as a result of default or other adverse credit event resulting from an issuer's inability or unwillingness to make principal or interest payments in a timely fashion

Currency Risk: the risk that foreign (non-U.S.) currencies will change in value relative to the U.S. dollar and affect the Fund's investments in foreign (non-U.S.) currencies or in securities that trade in, and receive revenues in, or in derivatives that provide exposure to, foreign (non-U.S.) currencies

Equity Risk: the risk that the value of equity or equity-related securities may decline due to general market conditions which are not specifically related to a particular company or to factors affecting a particular industry or industries. Equity or equity-related securities generally have greater price volatility than fixed income securities

Convertible Securities Risk: as convertible securities share both fixed income and equity characteristics, they are subject to risks to which fixed income and equity investments are subject. These risks include equity risk, interest rate risk and credit risk

Leveraging Risk: the risk that certain transactions of the Fund, such as reverse repurchase agreements, loans of portfolio securities, and the use of when-issued, delayed delivery or forward commitment transactions, or derivative instruments, may give rise to leverage, magnifying gains and losses and causing the Fund to be more volatile than if it had not been leveraged. This means that leverage entails a heightened risk of loss

Management Risk: the risk that the investment techniques and risk analyses applied by PIMCO will not produce the desired results and that actual or potential conflicts of interest, legislative, regulatory, or tax restrictions, policies or developments may affect the investment techniques available to PIMCO and the individual portfolio manager in connection with managing the Fund and may cause PIMCO to restrict or prohibit participation in certain investments. There is no guarantee that the investment objective of the Fund will be achieved

Short Exposure Risk: the risk of entering into short sales, including the potential loss of more money than the actual cost of the investment, and the risk that the third party to the short sale will not fulfill its contractual obligations, causing a loss to the Fund

LIBOR Transition Risk: the risk related to the anticipated discontinuation of the London Interbank Offered Rate ("LIBOR") by the end of 2021. Certain instruments held by the Fund rely in some fashion upon LIBOR. Although the transition process away from LIBOR has become increasingly well-defined in advance of the anticipated discontinuation date, there remains uncertainty regarding the nature of any replacement rate, and any potential effects of the transition away from LIBOR on the Fund or on certain instruments in which the Fund invests can be difficult to ascertain. The transition process may involve, among other things, increased volatility or illiquidity in markets for instruments that currently rely on LIBOR and may result in a reduction in value of certain instruments held by the Fund

Please see "Description of Principal Risks" in the Fund's prospectus for a more detailed description of the risks of investing in the Fund. An investment in the Fund is not a deposit of a bank and is not insured or guaranteed by the Federal Deposit Insurance Corporation or any other government agency.

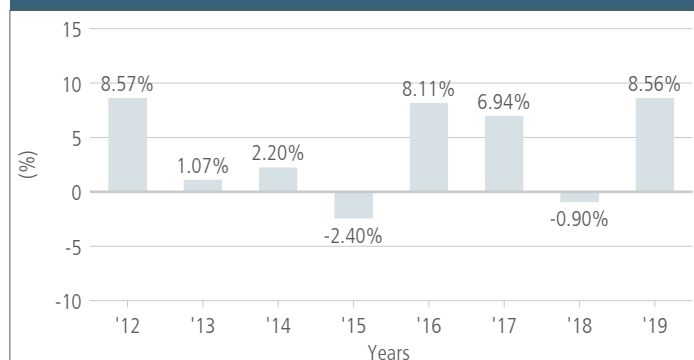
Performance Information

The performance information shows summary performance information for the Fund in a bar chart and an Average Annual Total Returns table. The information provides some indication of the risks of investing in the Fund by showing changes in its performance from year to year and by showing how the Fund's average annual returns compare with the returns of a broad-based securities market index and an index of similar funds. Absent any applicable fee waivers and/or expense limitations performance would have been lower. The bar chart shows performance of the Fund's Institutional Class shares. Performance for Class A and Class C shares in the Average Annual Total Returns table reflects the impact of sales charges. The I-3 shares of the Fund have not commenced operations as of the date of this prospectus. *The Fund's past performance, before and after taxes, is not necessarily an indication of how the Fund will perform in the future.*

The 3 Month USD LIBOR (London Interbank Offered Rate) Index is an average interest rate, determined by the ICE Benchmark Administration, that banks charge one another for the use of short-term money (3 months) in England's Eurodollar market. The Lipper Absolute Return Bond Funds Average is a total return performance average of Funds tracked by Lipper, Inc. that aim for positive returns in all market conditions and invest primarily in debt securities. The funds are not benchmarked against a traditional long-only market index but rather have the aim of outperforming a cash or risk-free benchmark.

Performance for the Fund is updated daily and quarterly and may be obtained as follows: daily and quarterly updates on the net asset value and performance page at <https://www.pimco.com/en-us/product-finder>.

Calendar Year Total Returns — Institutional Class*



*The year-to-date return as of June 30, 2020 is -2.88%. For the periods shown in the bar chart, the highest quarterly return was 3.80% in the Q1 2019, and the lowest quarterly return was -3.43% in the Q3 2015.

Average Annual Total Returns (for periods ended 12/31/19)

| | 1 Year | 5 Years | Since Inception (08/31/2011) |
|---|--------|---------|------------------------------|
| Institutional Class Return Before Taxes | 8.56% | 3.96% | 3.83% |
| Institutional Class Return After Taxes on Distributions ⁽¹⁾ | 6.79% | 2.38% | 2.27% |
| Institutional Class Return After Taxes on Distributions and Sales of Fund Shares ⁽¹⁾ | 5.04% | 2.32% | 2.26% |
| I-2 Return Before Taxes | 8.38% | 3.85% | 3.73% |

PIMCO Credit Opportunities Bond Fund

| | 1 Year | 5 Years | Since Inception (08/31/2011) |
|--|--------|---------|------------------------------------|
| Class A Return Before Taxes | 4.03% | 2.75% | 2.95% |
| Class C Return Before Taxes | 6.28% | 2.75% | 2.64% |
| 3 Month USD LIBOR (reflects no deductions for fees, expenses or taxes) | 2.49% | 1.37% | 0.95% |
| Lipper Absolute Return Bond Funds Average (reflects no deductions for taxes) | 5.67% | 2.68% | 2.89% |

¹ After-tax returns are calculated using the highest historical individual federal marginal income tax rates and do not reflect the impact of state and local taxes. Actual after-tax returns depend on an investor's tax situation and may differ from those shown, and the after-tax returns shown are not relevant to investors who hold their Fund shares through tax-deferred arrangements, such as 401(k) plans or individual retirement accounts. In some cases the return after taxes may exceed the return before taxes due to an assumed tax benefit from any losses on a sale of Fund shares at the end of the measurement period. After-tax returns are for Institutional Class shares only. After-tax returns for other classes will vary.

Investment Adviser/Portfolio Managers



PIMCO serves as the investment adviser for the Fund. The Fund's portfolio is jointly and primarily managed by Mark Kiesel and Christian Stracke. Mr. Kiesel is CIO Global Credit and a Managing Director of PIMCO and has managed the Fund since its inception in August 2011. Mr. Stracke is a Managing Director of PIMCO and has managed the Fund since October 2016.

Other Important Information Regarding Fund Shares

For important information about purchase and sale of Fund shares, tax information, and payments to broker-dealers and other financial intermediaries, please turn to the "Summary of Other Important Information Regarding Fund Shares" section on page 38 of this prospectus.

Investment Objective

The Fund seeks maximum total return, consistent with preservation of capital and prudent investment management.

Fees and Expenses of the Fund

This table describes the fees and expenses that you may pay if you buy and hold shares of the Fund. In addition to the fees and expenses described below, you may also be required to pay brokerage commissions on purchases and sales of Institutional Class, I-2 or I-3 shares of the Fund. You may qualify for sales charge discounts if you and your family invest, or agree to invest in the future, at least \$100,000 in Class A shares of eligible funds offered by PIMCO Equity Series and PIMCO Funds. More information about these and other discounts is available in the "Classes of Shares" section on page 54 of the Fund's prospectus, Appendix B to the Fund's prospectus (Financial Firm-Specific Sales Charge Waivers and Discounts) or from your financial professional.

Shareholder Fees (fees paid directly from your investment):

| | Inst Class | I-2 | I-3 | Admin Class | Class A | Class C |
|--|------------|------|------|-------------|---------|---------|
| Maximum Sales Charge (Load) Imposed on Purchases (as a percentage of offering price) | None | None | None | None | 3.75% | None |
| Maximum Deferred Sales Charge (Load) (as a percentage of the lower of the original purchase price or redemption price) | None | None | None | None | 1.00% | 1.00% |

Annual Fund Operating Expenses (expenses that you pay each year as a percentage of the value of your investment):

| | Inst Class | I-2 | I-3 | Admin Class | Class A | Class C |
|---|--------------|--------------|--------------|--------------|--------------|--------------|
| Management Fees | 0.75% | 0.85% | 0.95% | 0.75% | 0.90% | 0.90% |
| Distribution and/or Service (12b-1) Fees | N/A | N/A | N/A | 0.25% | 0.25% | 1.00% |
| Other Expenses ⁽¹⁾ | 0.04% | 0.04% | 0.04% | 0.04% | 0.04% | 0.04% |
| Total Annual Fund Operating Expenses | 0.79% | 0.89% | 0.99% | 1.04% | 1.19% | 1.94% |
| Fee Waiver and/or Expense Reimbursement ⁽²⁾ | N/A | N/A | (0.05%) | N/A | N/A | N/A |
| Total Annual Fund Operating Expenses After Fee Waiver and/or Expense Reimbursement | 0.79% | 0.89% | 0.94% | 1.04% | 1.19% | 1.94% |

¹ "Other Expenses" include interest expense of 0.04%. Interest expense is borne by the Fund separately from the management fees paid to Pacific Investment Management Company LLC ("PIMCO"). Excluding interest expense, Total Annual Fund Operating Expenses After Fee Waiver and/or Expense Reimbursement are 0.75%, 0.85%, 0.90%, 1.00%, 1.15% and 1.90% for Institutional Class, I-2, I-3, Administrative Class, Class A and Class C shares, respectively.

² PIMCO has contractually agreed, through July 31, 2021, to reduce its supervisory and administrative fee for the Fund's I-3 shares by 0.05% of the average daily net assets attributable to I-3 shares of the Fund. This Fee Waiver Agreement renews annually unless terminated by PIMCO upon at least 30 days' prior notice to the end of the contract term.

Example. The Example is intended to help you compare the cost of investing in Institutional Class, I-2, I-3, Administrative Class, Class A or

Class C shares of the Fund with the costs of investing in other mutual funds. The Example assumes that you invest \$10,000 in the noted class of shares for the time periods indicated, and then redeem all your shares at the end of those periods. The Example also assumes that your investment has a 5% return each year and that the Fund's operating expenses remain the same. Investors may pay brokerage commissions on their purchases and sales of Institutional Class, I-2 or I-3 shares of the Fund, which are not reflected in the Example. Although your actual costs may be higher or lower, based on these assumptions your costs would be:

If you redeem your shares at the end of each period:

| | 1 Year | 3 Years | 5 Years | 10 Years |
|----------------------|--------|---------|---------|----------|
| Institutional Class | \$81 | \$252 | \$439 | \$978 |
| I-2 | \$91 | \$284 | \$493 | \$1,096 |
| I-3 | \$96 | \$310 | \$542 | \$1,208 |
| Administrative Class | \$106 | \$331 | \$574 | \$1,271 |
| Class A | \$492 | \$739 | \$1,005 | \$1,764 |
| Class C | \$297 | \$609 | \$1,047 | \$2,264 |

If you do not redeem your shares:

| | 1 Year | 3 Years | 5 Years | 10 Years |
|---------|--------|---------|---------|----------|
| Class A | \$492 | \$739 | \$1,005 | \$1,764 |
| Class C | \$197 | \$609 | \$1,047 | \$2,264 |

Portfolio Turnover

The Fund pays transaction costs when it buys and sells securities (or "turns over" its portfolio). A higher portfolio turnover rate may indicate higher transaction costs and may result in higher taxes when Fund shares are held in a taxable account. These costs, which are not reflected in the Annual Fund Operating Expenses or in the Example tables, affect the Fund's performance. During the most recent fiscal year, the Fund's portfolio turnover rate was 127% of the average value of its portfolio.

Principal Investment Strategies

The Fund seeks to achieve its investment objective by investing under normal circumstances at least 65% of its total assets in a diversified portfolio of Fixed Income Instruments of varying maturities, which may be represented by forwards or derivatives such as options, futures contracts or swap agreements. "Fixed Income Instruments" include bonds, debt securities and other similar instruments issued by various U.S. and non-U.S. public- or private-sector entities. The average portfolio duration of this Fund normally varies from three to eight years, based on PIMCO's market forecasts. Duration is a measure used to determine the sensitivity of a security's price to changes in interest rates. The longer a security's duration, the more sensitive it will be to changes in interest rates.

The Fund may invest in a diversified pool of corporate fixed income securities of varying maturities. The Fund may invest in both investment-grade securities and high yield securities ("junk bonds") subject to a maximum of 10% of its total assets in securities rated below B by Moody's Investors Service, Inc. ("Moody's"), or equivalently rated by Standard & Poor's Ratings Services ("S&P") or Fitch, Inc. ("Fitch"), or, if unrated, determined by PIMCO to be of comparable quality. In the event that ratings

PIMCO Diversified Income Fund

services assign different ratings to the same security, PIMCO will use the highest rating as the credit rating for that security. In addition, the Fund may invest, without limitation, in fixed income securities and instruments that are economically tied to emerging market countries. The Fund may invest, without limitation, in securities denominated in foreign currencies and in U.S. dollar-denominated securities of foreign issuers.

The Fund may invest, without limitation, in derivative instruments, such as options, futures contracts or swap agreements, or in mortgage- or asset-backed securities, subject to applicable law and any other restrictions described in the Fund's prospectus or Statement of Additional Information. The Fund may purchase or sell securities on a when-issued, delayed delivery or forward commitment basis and may engage in short sales. The Fund may, without limitation, seek to obtain market exposure to the securities in which it primarily invests by entering into a series of purchase and sale contracts or by using other investment techniques (such as buy backs or dollar rolls). The "total return" sought by the Fund consists of income earned on the Fund's investments, plus capital appreciation, if any, which generally arises from decreases in interest rates, foreign currency appreciation, or improving credit fundamentals for a particular sector or security. The Fund may also invest up to 10% of its total assets in preferred securities.

Principal Risks

It is possible to lose money on an investment in the Fund. The principal risks of investing in the Fund, which could adversely affect its net asset value, yield and total return are listed below.

Interest Rate Risk: the risk that fixed income securities will decline in value because of an increase in interest rates; a fund with a longer average portfolio duration will be more sensitive to changes in interest rates than a fund with a shorter average portfolio duration

Call Risk: the risk that an issuer may exercise its right to redeem a fixed income security earlier than expected (a call). Issuers may call outstanding securities prior to their maturity for a number of reasons (e.g., declining interest rates, changes in credit spreads and improvements in the issuer's credit quality). If an issuer calls a security that the Fund has invested in, the Fund may not recoup the full amount of its initial investment and may be forced to reinvest in lower-yielding securities, securities with greater credit risks or securities with other, less favorable features

Credit Risk: the risk that the Fund could lose money if the issuer or guarantor of a fixed income security, or the counterparty to a derivative contract, is unable or unwilling, or is perceived (whether by market participants, rating agencies, pricing services or otherwise) as unable or unwilling, to meet its financial obligations

High Yield Risk: the risk that high yield securities and unrated securities of similar credit quality (commonly known as "junk bonds") are subject to greater levels of credit, call and liquidity risks. High yield securities are considered primarily speculative with respect to the issuer's continuing ability to make principal and interest payments, and may be more volatile than higher-rated securities of similar maturity

Market Risk: the risk that the value of securities owned by the Fund may go up or down, sometimes rapidly or unpredictably, due to factors affecting securities markets generally or particular industries

Issuer Risk: the risk that the value of a security may decline for a reason directly related to the issuer, such as management performance, financial leverage and reduced demand for the issuer's goods or services

Liquidity Risk: the risk that a particular investment may be difficult to purchase or sell and that the Fund may be unable to sell illiquid investments at an advantageous time or price or achieve its desired level of exposure to a certain sector. Liquidity risk may result from the lack of an active market, reduced number and capacity of traditional market participants to make a market in fixed income securities, and may be magnified in a rising interest rate environment or other circumstances where investor redemptions from fixed income funds may be higher than normal, causing increased supply in the market due to selling activity

Derivatives Risk: the risk of investing in derivative instruments (such as futures, swaps and structured securities), including leverage, liquidity, interest rate, market, credit and management risks, and valuation complexity. Changes in the value of a derivative may not correlate perfectly with, and may be more sensitive to market events than, the underlying asset, rate or index, and the Fund could lose more than the initial amount invested. The Fund's use of derivatives may result in losses to the Fund, a reduction in the Fund's returns and/or increased volatility. Over-the-counter ("OTC") derivatives are also subject to the risk that a counterparty to the transaction will not fulfill its contractual obligations to the other party, as many of the protections afforded to centrally-cleared derivative transactions might not be available for OTC derivatives. The primary credit risk on derivatives that are exchange-traded or traded through a central clearing counterparty resides with the Fund's clearing broker, or the clearinghouse. Changes in regulation relating to a mutual fund's use of derivatives and related instruments could potentially limit or impact the Fund's ability to invest in derivatives, limit the Fund's ability to employ certain strategies that use derivatives and/or adversely affect the value of derivatives and the Fund's performance

Equity Risk: the risk that the value of equity securities, such as common stocks and preferred securities, may decline due to general market conditions which are not specifically related to a particular company or to factors affecting a particular industry or industries. Equity securities generally have greater price volatility than fixed income securities

Mortgage-Related and Other Asset-Backed Securities Risk: the risks of investing in mortgage-related and other asset-backed securities, including interest rate risk, extension risk, prepayment risk and credit risk

Foreign (Non-U.S.) Investment Risk: the risk that investing in foreign (non-U.S.) securities may result in the Fund experiencing more rapid and extreme changes in value than a fund that invests exclusively in securities of U.S. companies, due to smaller markets, differing reporting, accounting and auditing standards, increased risk of delayed settlement of portfolio transactions or loss of certificates of portfolio securities, and the risk of unfavorable foreign government actions, including nationalization, expropriation or confiscatory taxation, currency blockage, or political

changes or diplomatic developments. Foreign securities may also be less liquid and more difficult to value than securities of U.S. issuers

Emerging Markets Risk: the risk of investing in emerging market securities, primarily increased foreign (non-U.S.) investment risk

Sovereign Debt Risk: the risk that investments in fixed income instruments issued by sovereign entities may decline in value as a result of default or other adverse credit event resulting from an issuer's inability or unwillingness to make principal or interest payments in a timely fashion

Currency Risk: the risk that foreign (non-U.S.) currencies will change in value relative to the U.S. dollar and affect the Fund's investments in foreign (non-U.S.) currencies or in securities that trade in, and receive revenues in, or in derivatives that provide exposure to, foreign (non-U.S.) currencies

Leveraging Risk: the risk that certain transactions of the Fund, such as reverse repurchase agreements, loans of portfolio securities, and the use of when-issued, delayed delivery or forward commitment transactions, or derivative instruments, may give rise to leverage, magnifying gains and losses and causing the Fund to be more volatile than if it had not been leveraged. This means that leverage entails a heightened risk of loss

Management Risk: the risk that the investment techniques and risk analyses applied by PIMCO will not produce the desired results and that actual or potential conflicts of interest, legislative, regulatory, or tax restrictions, policies or developments may affect the investment techniques available to PIMCO and the individual portfolio manager in connection with managing the Fund and may cause PIMCO to restrict or prohibit participation in certain investments. There is no guarantee that the investment objective of the Fund will be achieved

Short Exposure Risk: the risk of entering into short sales, including the potential loss of more money than the actual cost of the investment, and the risk that the third party to the short sale will not fulfill its contractual obligations, causing a loss to the Fund

LIBOR Transition Risk: the risk related to the anticipated discontinuation of the London Interbank Offered Rate ("LIBOR") by the end of 2021. Certain instruments held by the Fund rely in some fashion upon LIBOR. Although the transition process away from LIBOR has become increasingly well-defined in advance of the anticipated discontinuation date, there remains uncertainty regarding the nature of any replacement rate, and any potential effects of the transition away from LIBOR on the Fund or on certain instruments in which the Fund invests can be difficult to ascertain. The transition process may involve, among other things, increased volatility or illiquidity in markets for instruments that currently rely on LIBOR and may result in a reduction in value of certain instruments held by the Fund

Please see "Description of Principal Risks" in the Fund's prospectus for a more detailed description of the risks of investing in the Fund. An investment in the Fund is not a deposit of a bank and is not insured or guaranteed by the Federal Deposit Insurance Corporation or any other government agency.

Performance Information

The Fund measures its performance against a primary benchmark and a secondary benchmark. The Fund's primary benchmark is the Bloomberg Barclays Global Credit Hedged USD Index. The Fund's secondary

benchmark is an equally weighted blend of the following three indices: Bloomberg Barclays Global Aggregate Credit ex Emerging Markets, USD Hedged; ICE BofAML BB-B Rated Developed Markets High Yield Constrained Index, USD Hedged; and JPMorgan EMBI Global, USD Hedged. The Fund believes the secondary benchmark reflects the Fund's investment strategy more accurately than the Bloomberg Barclays Global Credit Hedged USD Index.

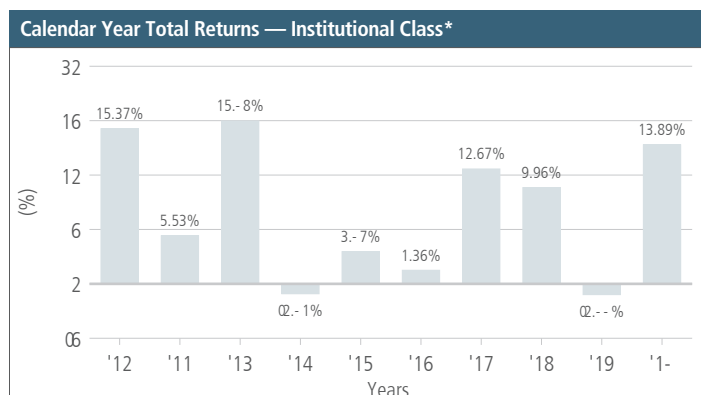
The performance information shows summary performance information for the Fund in a bar chart and an Average Annual Total Returns table. The information provides some indication of the risks of investing in the Fund by showing changes in its performance from year to year and by showing how the Fund's average annual returns compare with the returns of a broad-based securities market index, the Fund's secondary benchmark and an index of similar funds. Absent any applicable fee waivers and/or expense limitations, performance would have been lower. The bar chart shows performance of the Fund's Institutional Class shares. For periods prior to the inception date of I-3 shares (April 27, 2018), performance information shown in the table for that class is based on the performance of the Fund's Institutional Class shares, adjusted to reflect the fees and expenses paid by that class of shares. Performance for Class A and Class C shares in the Average Annual Total Returns table reflects the impact of sales charges. *The Fund's past performance, before and after taxes, is not necessarily an indication of how the Fund will perform in the future.*

The Bloomberg Barclays Global Credit Hedged USD Index contains investment grade and high yield credit securities from the Multiverse represented in US Dollars on a hedged basis (Multiverse is the merger of two groups: the Global Aggregate and the Global High Yield). It is not possible to invest directly in an unmanaged index. The Bloomberg Barclays Global Aggregate Credit ex Emerging Markets (USD Hedged) provides a broad-based measure of the global developed markets investment-grade fixed income markets. The ICE BofAML BB-B Rated Developed Markets High Yield Constrained Index, USD Hedged tracks the performance of below investment grade bonds of corporate issuers domiciled in developed market countries rated BB1 through B3, based on an average of Moody's, S&P and Fitch. Qualifying bonds are capitalization-weighted provided the total allocation to an individual issuer (defined by Bloomberg tickers) does not exceed 2%. Issuers that exceed the limit are reduced to 2% and the face value of each of their bonds is adjusted on a pro-rata basis. Similarly, the face value of bonds of all other issuers that fall below the 2% cap are increased on a pro-rata basis. The index is rebalanced on the last calendar day of the month. The JPMorgan EMBI Global (USD Hedged) tracks total returns for U.S. dollar-denominated debt instruments issued by emerging market sovereign and quasi-sovereign entities, Brady bonds, loans, Eurobonds and local market instruments. The Lipper Multi-Sector Income Funds Average is a total return performance average of funds tracked by Lipper, Inc. that seek current income by allocating assets among several different fixed income securities sectors (with no more than 65% in any one sector except for defensive purposes), including U.S. government and foreign governments, with a significant portion of assets in securities rated below investment grade.

Performance for the Fund is updated daily and quarterly and may be obtained as follows: daily and quarterly updates on the net asset value and

PIMCO Diversified Income Fund

performance page at <https://www.pimco.com/en-us/product-finder>.



*The year-to-date return as of June 30, 2020 is -0.88%. For the periods shown in the bar chart, the highest quarterly return was 7.41% in the Q3 2010, and the lowest quarterly return was -4.26% in the Q2 2013.

Average Annual Total Returns (for periods ended 12/31/19)

| | 1 Year | 5 Years | 10 Years |
|--|--------|---------|----------|
| Institutional Class Return Before Taxes | 12.78% | 6.35% | 6.65% |
| Institutional Class Return After Taxes on Distributions ⁽¹⁾ | 10.56% | 4.00% | 4.22% |
| Institutional Class Return After Taxes on Distributions and Sales of Fund Shares ⁽¹⁾ | 7.52% | 3.78% | 4.13% |
| I-2 Return Before Taxes | 12.67% | 6.25% | 6.55% |
| I-3 Return Before Taxes | 12.61% | 6.19% | 6.49% |
| Administrative Class Return Before Taxes | 12.50% | 6.09% | 6.39% |
| Class A Return Before Taxes | 8.12% | 5.12% | 5.82% |
| Class C Return Before Taxes | 10.50% | 5.14% | 5.44% |
| Bloomberg Barclays Global Credit Hedged USD Index (reflects no deductions for fees, expenses or taxes) | 12.08% | 4.75% | 5.52% |
| 1/3 each - Bloomberg Barclays Global Aggregate Credit ex Emerging Markets, USD Hedged; ICE BofAML BB-B Rated Developed Markets High Yield Constrained Index, USD Hedged; and JPMorgan EMBI Global, USD Hedged (reflects no deductions for fees, expenses or taxes) | 13.68% | 5.52% | 6.51% |
| Lipper Multi-Sector Income Funds Average (reflects no deductions for taxes) | 9.85% | 3.91% | 5.18% |

¹ After-tax returns are calculated using the highest historical individual federal marginal income tax rates and do not reflect the impact of state and local taxes. Actual after-tax returns depend on an investor's tax situation and may differ from those shown, and the after-tax returns shown are not relevant to investors who hold their Fund shares through tax-deferred arrangements, such as 401(k) plans or individual retirement accounts. In some cases the return after taxes may exceed the return before taxes due to an assumed tax benefit from any losses on a sale of Fund shares at the end of the measurement period. After-tax returns are for Institutional Class shares only. After-tax returns for other classes will vary.

Investment Adviser/Portfolio Managers



PIMCO serves as the investment adviser for the Fund. The Fund's portfolio is jointly and primarily managed by Daniel J. Ivascyn, Alfred Murata, Eve Tournier and Sonali Pier. Mr. Ivascyn is Group Chief Investment Officer and a Managing Director of PIMCO. Mr. Murata and Ms. Tournier are Managing Directors of PIMCO. Ms. Pier is an Executive Vice President of PIMCO. Ms. Tournier has managed the Fund since March 2016. Messrs. Ivascyn and Murata have managed the Fund since May 2016. Ms. Pier has managed the Fund since February 2017.

Other Important Information Regarding Fund Shares

For important information about purchase and sale of Fund shares, tax information, and payments to broker-dealers and other financial intermediaries, please turn to the "Summary of Other Important Information Regarding Fund Shares" section on page 38 of this prospectus.

Investment Objective

The Fund seeks maximum total return, consistent with preservation of capital and prudent investment management.

Fees and Expenses of the Fund

This table describes the fees and expenses that you may pay if you buy and hold shares of the Fund. In addition to the fees and expenses described below, you may also be required to pay brokerage commissions on purchases and sales of Institutional Class, I-2 or I-3 shares of the Fund. You may qualify for sales charge discounts if you and your family invest, or agree to invest in the future, at least \$100,000 in Class A shares of eligible funds offered by PIMCO Equity Series and PIMCO Funds. More information about these and other discounts is available in the "Classes of Shares" section on page 54 of the Fund's prospectus, Appendix B to the Fund's prospectus (Financial Firm-Specific Sales Charge Waivers and Discounts) or from your financial professional.

Shareholder Fees (fees paid directly from your investment):

| | Inst Class | I-2 | I-3 | Admin Class | Class A | Class C | Class R |
|--|---------------|------|------|----------------|---------|---------|---------|
| Maximum Sales Charge (Load) Imposed on Purchases (as a percentage of offering price) | None | None | None | None | 3.75% | None | None |
| Maximum Deferred Sales Charge (Load) (as a percentage of the lower of the original purchase price or redemption price) | None | None | None | None | 1.00% | 1.00% | None |

Annual Fund Operating Expenses (expenses that you pay each year as a percentage of the value of your investment):

| | Inst Class | I-2 | I-3 | Admin Class | Class A | Class C | Class R |
|---|---------------|--------------|--------------|----------------|--------------|--------------|--------------|
| Management Fees | 0.55% | 0.65% | 0.75% | 0.55% | 0.65% | 0.65% | 0.65% |
| Distribution and/or Service (12b-1) Fees | N/A | N/A | N/A | 0.25% | 0.25% | 1.00% | 0.50% |
| Other Expenses ⁽¹⁾ | 0.02% | 0.02% | 0.02% | 0.02% | 0.02% | 0.02% | 0.02% |
| Total Annual Fund Operating Expenses | 0.57% | 0.67% | 0.77% | 0.82% | 0.92% | 1.67% | 1.17% |
| Fee Waiver and/or Expense Reimbursement ⁽²⁾ | N/A | N/A | (0.05%) | N/A | N/A | N/A | N/A |
| Total Annual Fund Operating Expenses After Fee Waiver and/or Expense Reimbursement | 0.57% | 0.67% | 0.72% | 0.82% | 0.92% | 1.67% | 1.17% |

¹ "Other Expenses" include interest expense of 0.02%. Interest expense is borne by the Fund separately from the management fees paid to Pacific Investment Management Company LLC ("PIMCO"). Excluding interest expense, Total Annual Fund Operating Expenses After Fee Waiver and/or Expense Reimbursement are 0.55%, 0.65%, 0.70%, 0.80%, 0.90%, 1.65% and 1.15% for Institutional Class, I-2, I-3, Administrative Class, Class A, Class C and Class R shares, respectively.

² PIMCO has contractually agreed, through July 31, 2021, to reduce its supervisory and administrative fee for the Fund's I-3 shares by 0.05% of the average daily net assets attributable to I-3 shares of the Fund. This Fee Waiver Agreement renews annually

unless terminated by PIMCO upon at least 30 days' prior notice to the end of the contract term.

Example. The Example is intended to help you compare the cost of investing in Institutional Class, I-2, I-3, Administrative Class, Class A, Class C or Class R shares of the Fund with the costs of investing in other mutual funds. The Example assumes that you invest \$10,000 in the noted class of shares for the time periods indicated, and then redeem all your shares at the end of those periods. The Example also assumes that your investment has a 5% return each year and that the Fund's operating expenses remain the same. Investors may pay brokerage commissions on their purchases and sales of Institutional Class, I-2 or I-3 shares of the Fund, which are not reflected in the Example. Although your actual costs may be higher or lower, based on these assumptions your costs would be:

If you redeem your shares at the end of each period:

| | 1 Year | 3 Years | 5 Years | 10 Years |
|----------------------|--------|---------|---------|----------|
| Institutional Class | \$58 | \$183 | \$318 | \$714 |
| I-2 | \$68 | \$214 | \$373 | \$835 |
| I-3 | \$74 | \$241 | \$423 | \$949 |
| Administrative Class | \$84 | \$262 | \$455 | \$1,014 |
| Class A | \$465 | \$657 | \$865 | \$1,464 |
| Class C | \$270 | \$526 | \$907 | \$1,976 |
| Class R | \$119 | \$372 | \$644 | \$1,420 |

If you do not redeem your shares:

| | 1 Year | 3 Years | 5 Years | 10 Years |
|---------|--------|---------|---------|----------|
| Class A | \$465 | \$657 | \$865 | \$1,464 |
| Class C | \$170 | \$526 | \$907 | \$1,976 |

Portfolio Turnover

The Fund pays transaction costs when it buys and sells securities (or "turns over" its portfolio). A higher portfolio turnover rate may indicate higher transaction costs and may result in higher taxes when Fund shares are held in a taxable account. These costs, which are not reflected in the Annual Fund Operating Expenses or in the Example tables, affect the Fund's performance. During the most recent fiscal year, the Fund's portfolio turnover rate was 34% of the average value of its portfolio.

Principal Investment Strategies

The Fund seeks to achieve its investment objective by investing under normal circumstances at least 80% of its assets in high yield investments ("junk bonds"), which may be represented by forwards or derivatives such as options, futures contracts or swap agreements. High yield investments include securities (i) rated below investment grade by each of Moody's Investors Services, Inc. ("Moody's"), Standard & Poor's Ratings Services ("S&P") or Fitch, Inc. ("Fitch") that provides a rating on such investment or, if unrated, determined by PIMCO to be of comparable quality, or (ii) comprising the ICE BofAML U.S. High Yield, BB-B Rated, Constrained Index. The Fund may invest up to 20% of its total assets in securities rated Caa or below by Moody's, or equivalently rated by S&P or Fitch, or, if unrated, determined by PIMCO to be of comparable quality. In the event that ratings services assign different ratings to the same security, PIMCO

PIMCO High Yield Fund

will use the highest rating as the credit rating for that security. The remainder of the Fund's assets may be invested in investment grade Fixed Income Instruments. "Fixed Income Instruments" include bonds, debt securities and other similar instruments issued by various U.S. and non-U.S. public- or private-sector entities. The average portfolio duration of this Fund normally varies within one year (plus or minus) of the portfolio duration of the securities comprising the ICE BofAML U.S. High Yield, BB-B Rated, Constrained Index, as calculated by PIMCO, which as of May 31, 2020 was 3.54 years. Duration is a measure used to determine the sensitivity of a security's price to changes in interest rates. The longer a security's duration, the more sensitive it will be to changes in interest rates. The Fund may invest up to 20% of its total assets in securities denominated in foreign currencies and may invest without limit in U.S. dollar-denominated securities of foreign issuers. The Fund will normally limit its foreign currency exposure (from non-U.S. dollar-denominated securities or currencies) to 20% of its total assets. The Fund may invest up to 15% of its total assets in securities and instruments that are economically tied to emerging market countries (this limitation does not apply to investment grade sovereign debt denominated in the local currency with less than 1 year remaining to maturity, which means the Fund may invest, together with any other investments denominated in foreign currencies, up to 20% of its total assets in such instruments).

The Fund may invest, without limitation, in derivative instruments, such as options, futures contracts or swap agreements, or in mortgage- or asset-backed securities, subject to applicable law and any other restrictions described in the Fund's prospectus or Statement of Additional Information. The Fund may purchase or sell securities on a when-issued, delayed delivery or forward commitment basis and may engage in short sales. The Fund may, without limitation, seek to obtain market exposure to the securities in which it primarily invests by entering into a series of purchase and sale contracts or by using other investment techniques (such as buy backs or dollar rolls). The "total return" sought by the Fund consists of income earned on the Fund's investments, plus capital appreciation, if any, which generally arises from decreases in interest rates, foreign currency appreciation, or improving credit fundamentals for a particular sector or security. The Fund may also invest up to 10% of its total assets in preferred securities.

Principal Risks

It is possible to lose money on an investment in the Fund. The principal risks of investing in the Fund, which could adversely affect its net asset value, yield and total return are listed below.

Interest Rate Risk: the risk that fixed income securities will decline in value because of an increase in interest rates; a fund with a longer average portfolio duration will be more sensitive to changes in interest rates than a fund with a shorter average portfolio duration

Call Risk: the risk that an issuer may exercise its right to redeem a fixed income security earlier than expected (a call). Issuers may call outstanding securities prior to their maturity for a number of reasons (e.g., declining interest rates, changes in credit spreads and improvements in the issuer's credit quality). If an issuer calls a security that the Fund has invested in, the Fund may not recoup the full amount of its initial investment and may be

forced to reinvest in lower-yielding securities, securities with greater credit risks or securities with other, less favorable features

Credit Risk: the risk that the Fund could lose money if the issuer or guarantor of a fixed income security, or the counterparty to a derivative contract, is unable or unwilling, or is perceived (whether by market participants, rating agencies, pricing services or otherwise) as unable or unwilling, to meet its financial obligations

High Yield Risk: the risk that high yield securities and unrated securities of similar credit quality (commonly known as "junk bonds") are subject to greater levels of credit, call and liquidity risks. High yield securities are considered primarily speculative with respect to the issuer's continuing ability to make principal and interest payments, and may be more volatile than higher-rated securities of similar maturity

Market Risk: the risk that the value of securities owned by the Fund may go up or down, sometimes rapidly or unpredictably, due to factors affecting securities markets generally or particular industries

Issuer Risk: the risk that the value of a security may decline for a reason directly related to the issuer, such as management performance, financial leverage and reduced demand for the issuer's goods or services

Liquidity Risk: the risk that a particular investment may be difficult to purchase or sell and that the Fund may be unable to sell illiquid investments at an advantageous time or price or achieve its desired level of exposure to a certain sector. Liquidity risk may result from the lack of an active market, reduced number and capacity of traditional market participants to make a market in fixed income securities, and may be magnified in a rising interest rate environment or other circumstances where investor redemptions from fixed income funds may be higher than normal, causing increased supply in the market due to selling activity

Derivatives Risk: the risk of investing in derivative instruments (such as futures, swaps and structured securities), including leverage, liquidity, interest rate, market, credit and management risks, and valuation complexity. Changes in the value of a derivative may not correlate perfectly with, and may be more sensitive to market events than, the underlying asset, rate or index, and the Fund could lose more than the initial amount invested. The Fund's use of derivatives may result in losses to the Fund, a reduction in the Fund's returns and/or increased volatility. Over-the-counter ("OTC") derivatives are also subject to the risk that a counterparty to the transaction will not fulfill its contractual obligations to the other party, as many of the protections afforded to centrally-cleared derivative transactions might not be available for OTC derivatives. The primary credit risk on derivatives that are exchange-traded or traded through a central clearing counterparty resides with the Fund's clearing broker, or the clearinghouse. Changes in regulation relating to a mutual fund's use of derivatives and related instruments could potentially limit or impact the Fund's ability to invest in derivatives, limit the Fund's ability to employ certain strategies that use derivatives and/or adversely affect the value of derivatives and the Fund's performance

Equity Risk: the risk that the value of equity securities, such as common stocks and preferred securities, may decline due to general market conditions which are not specifically related to a particular company or to

factors affecting a particular industry or industries. Equity securities generally have greater price volatility than fixed income securities

Mortgage-Related and Other Asset-Backed Securities Risk: the risks of investing in mortgage-related and other asset-backed securities, including interest rate risk, extension risk, prepayment risk and credit risk

Foreign (Non-U.S.) Investment Risk: the risk that investing in foreign (non-U.S.) securities may result in the Fund experiencing more rapid and extreme changes in value than a fund that invests exclusively in securities of U.S. companies, due to smaller markets, differing reporting, accounting and auditing standards, increased risk of delayed settlement of portfolio transactions or loss of certificates of portfolio securities, and the risk of unfavorable foreign government actions, including nationalization, expropriation or confiscatory taxation, currency blockage, or political changes or diplomatic developments. Foreign securities may also be less liquid and more difficult to value than securities of U.S. issuers

Emerging Markets Risk: the risk of investing in emerging market securities, primarily increased foreign (non-U.S.) investment risk

Sovereign Debt Risk: the risk that investments in fixed income instruments issued by sovereign entities may decline in value as a result of default or other adverse credit event resulting from an issuer's inability or unwillingness to make principal or interest payments in a timely fashion

Currency Risk: the risk that foreign (non-U.S.) currencies will change in value relative to the U.S. dollar and affect the Fund's investments in foreign (non-U.S.) currencies or in securities that trade in, and receive revenues in, or in derivatives that provide exposure to, foreign (non-U.S.) currencies

Leveraging Risk: the risk that certain transactions of the Fund, such as reverse repurchase agreements, loans of portfolio securities, and the use of when-issued, delayed delivery or forward commitment transactions, or derivative instruments, may give rise to leverage, magnifying gains and losses and causing the Fund to be more volatile than if it had not been leveraged. This means that leverage entails a heightened risk of loss

Management Risk: the risk that the investment techniques and risk analyses applied by PIMCO will not produce the desired results and that actual or potential conflicts of interest, legislative, regulatory, or tax restrictions, policies or developments may affect the investment techniques available to PIMCO and the individual portfolio manager in connection with managing the Fund and may cause PIMCO to restrict or prohibit participation in certain investments. There is no guarantee that the investment objective of the Fund will be achieved

Short Exposure Risk: the risk of entering into short sales, including the potential loss of more money than the actual cost of the investment, and the risk that the third party to the short sale will not fulfill its contractual obligations, causing a loss to the Fund

LIBOR Transition Risk: the risk related to the anticipated discontinuation of the London Interbank Offered Rate ("LIBOR") by the end of 2021. Certain instruments held by the Fund rely in some fashion upon LIBOR. Although the transition process away from LIBOR has become increasingly well-defined in advance of the anticipated discontinuation date, there remains uncertainty regarding the nature of any replacement rate, and any potential effects of the transition away from LIBOR on the Fund or on

certain instruments in which the Fund invests can be difficult to ascertain. The transition process may involve, among other things, increased volatility or illiquidity in markets for instruments that currently rely on LIBOR and may result in a reduction in value of certain instruments held by the Fund

Please see "Description of Principal Risks" in the Fund's prospectus for a more detailed description of the risks of investing in the Fund. An investment in the Fund is not a deposit of a bank and is not insured or guaranteed by the Federal Deposit Insurance Corporation or any other government agency.

Performance Information

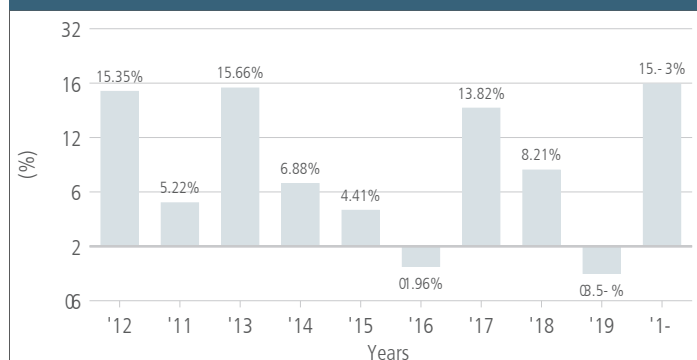
The performance information shows summary performance information for the Fund in a bar chart and an Average Annual Total Returns table. The information provides some indication of the risks of investing in the Fund by showing changes in its performance from year to year and by showing how the Fund's average annual returns compare with the returns of a broad-based securities market index and an index of similar funds. Absent any applicable fee waivers and/or expense limitations, performance would have been lower. The bar chart shows performance of the Fund's Institutional Class shares. For periods prior to the inception date of I-3 shares (April 27, 2018), performance information shown in the table for that class is based on the performance of the Fund's Institutional Class shares, adjusted to reflect the fees and expenses paid by that class of shares. Performance for Class A and Class C shares in the Average Annual Total Returns table reflects the impact of sales charges. *The Fund's past performance, before and after taxes, is not necessarily an indication of how the Fund will perform in the future.*

The ICE BofAML U.S. High Yield, BB-B Rated, Constrained Index tracks the performance of BB-B Rated U.S. Dollar-denominated corporate bonds publicly issued in the U.S. domestic market. Qualifying bonds are capitalization-weighted provided the total allocation to an individual issuer (defined by Bloomberg tickers) does not exceed 2%. Issuers that exceed the limit are reduced to 2% and the face value of each of their bonds is adjusted on a pro-rata basis. Similarly, the face value of bonds of all other issuers that fall below the 2% cap are increased on a pro-rata basis. The Lipper High Yield Funds Average is a total return performance average of funds tracked by Lipper, Inc. that aim at high (relative) current yield from fixed income securities, have no quality or maturity restrictions, and tend to invest in lower grade debt issues.

Performance for the Fund is updated daily and quarterly and may be obtained as follows: daily and quarterly updates on the net asset value and performance page at <https://www.pimco.com/en-us/product-finder>.

PIMCO High Yield Fund

Calendar Year Total Returns — Institutional Class*



*The year-to-date return as of June 30, 2020 is -3.94%. For the periods shown in the bar chart, the highest quarterly return was 7.45% in the Q1 2019, and the lowest quarterly return was -6.20% in the Q3 2011.

Average Annual Total Returns (for periods ended 12/31/19)

| | 1 Year | 5 Years | 10 Years |
|--|--------|---------|----------|
| Institutional Class Return Before Taxes | 14.92% | 5.81% | 7.03% |
| Institutional Class Return After Taxes on Distributions ⁽¹⁾ | 12.55% | 3.32% | 4.37% |
| Institutional Class Return After Taxes on Distributions and Sales of Fund Shares ⁽¹⁾ | 8.78% | 3.34% | 4.32% |
| I-2 Return Before Taxes | 14.80% | 5.71% | 6.92% |
| I-3 Return Before Taxes | 14.78% | 5.66% | 6.87% |
| Administrative Class Return Before Taxes | 14.65% | 5.55% | 6.76% |
| Class A Return Before Taxes | 10.23% | 4.64% | 6.25% |
| Class C Return Before Taxes | 12.67% | 4.66% | 5.86% |
| Class R Return Before Taxes | 14.24% | 5.18% | 6.39% |
| ICE BofAML U.S. High Yield, BB-B Rated, Constrained Index (reflects no deductions for fees, expenses or taxes) | 15.11% | 6.11% | 7.40% |
| Lipper High Yield Funds Average (reflects no deductions for taxes) | 13.60% | 5.07% | 6.49% |

¹ After-tax returns are calculated using the highest historical individual federal marginal income tax rates and do not reflect the impact of state and local taxes. Actual after-tax returns depend on an investor's tax situation and may differ from those shown, and the after-tax returns shown are not relevant to investors who hold their Fund shares through tax-deferred arrangements, such as 401(k) plans or individual retirement accounts. In some cases the return after taxes may exceed the return before taxes due to an assumed tax benefit from any losses on a sale of Fund shares at the end of the measurement period. After-tax returns are for Institutional Class shares only. After-tax returns for other classes will vary.

Investment Adviser/Portfolio Managers



PIMCO serves as the investment adviser for the Fund. The Fund's portfolio is jointly and primarily managed by Andrew Jessop and Sonali Pier. Mr. Jessop is a Managing Director of PIMCO and has managed the Fund since January 2010.

Ms. Pier is an Executive Vice President of PIMCO and has managed the Fund since July 2019.

Other Important Information Regarding Fund Shares

For important information about purchase and sale of Fund shares, tax information, and payments to broker-dealers and other financial intermediaries, please turn to the "Summary of Other Important Information Regarding Fund Shares" section on page 38 of this prospectus.

Investment Objective

The Fund seeks maximum total return, consistent with prudent investment management.

Fees and Expenses of the Fund

This table describes the fees and expenses that you may pay if you buy and hold shares of the Fund. In addition to the fees and expenses described below, you may also be required to pay brokerage commissions on purchases and sales of Institutional Class, I-2 or I-3 shares of the Fund. You may qualify for sales charge discounts if you and your family invest, or agree to invest in the future, at least \$100,000 in Class A shares of eligible funds offered by PIMCO Equity Series and PIMCO Funds. More information about these and other discounts is available in the "Classes of Shares" section on page 54 of the Fund's prospectus, Appendix B to the Fund's prospectus (Financial Firm-Specific Sales Charge Waivers and Discounts) or from your financial professional.

Shareholder Fees (fees paid directly from your investment):

| | Inst Class | I-2 | I-3 | Class A | Class C |
|--|------------|------|------|---------|---------|
| Maximum Sales Charge (Load) Imposed on Purchases (as a percentage of offering price) | None | None | None | 3.75% | None |
| Maximum Deferred Sales Charge (Load) (as a percentage of the lower of the original purchase price or redemption price) | None | None | None | 1.00% | 1.00% |

Annual Fund Operating Expenses (expenses that you pay each year as a percentage of the value of your investment):

| | Inst Class | I-2 | I-3 | Class A | Class C |
|---|--------------|--------------|--------------|--------------|--------------|
| Management Fees | 0.60% | 0.70% | 0.80% | 0.70% | 0.70% |
| Distribution and/or Service (12b-1) Fees | N/A | N/A | N/A | 0.25% | 1.00% |
| Other Expenses ⁽¹⁾ | 0.02% | 0.02% | 0.02% | 0.02% | 0.02% |
| Total Annual Fund Operating Expenses | 0.62% | 0.72% | 0.82% | 0.97% | 1.72% |
| Fee Waiver and/or Expense Reimbursement ⁽²⁾ | N/A | N/A | (0.05%) | N/A | N/A |
| Total Annual Fund Operating Expenses After Fee Waiver and/or Expense Reimbursement | 0.62% | 0.72% | 0.77% | 0.97% | 1.72% |

¹ "Other Expenses" include interest expense of 0.02%. Interest expense is borne by the Fund separately from the management fees paid to Pacific Investment Management Company LLC ("PIMCO"). Excluding interest expense, Total Annual Fund Operating Expenses After Fee Waiver and/or Expense Reimbursement are 0.60%, 0.70%, 0.75%, 0.95% and 1.70% for Institutional Class, I-2, I-3, Class A and Class C shares, respectively.

² PIMCO has contractually agreed, through July 31, 2021, to reduce its supervisory and administrative fee for the Fund's I-3 shares by 0.05% of the average daily net assets attributable to I-3 shares of the Fund. This Fee Waiver Agreement renews annually unless terminated by PIMCO upon at least 30 days' prior notice to the end of the contract term.

Example. The Example is intended to help you compare the cost of investing in Institutional Class, I-2, I-3, Class A or Class C shares of the Fund with the costs of investing in other mutual funds. The Example assumes that you invest \$10,000 in the noted class of shares for the time periods indicated, and then redeem all your shares at the end of those periods. The Example also assumes that your investment has a 5% return

each year and that the Fund's operating expenses remain the same. Investors may pay brokerage commissions on their purchases and sales of Institutional Class, I-2 or I-3 shares of the Fund, which are not reflected in the Example. Although your actual costs may be higher or lower, based on these assumptions your costs would be:

If you redeem your shares at the end of each period:

| | 1 Year | 3 Years | 5 Years | 10 Years |
|---------------------|--------|---------|---------|----------|
| Institutional Class | \$63 | \$199 | \$346 | \$774 |
| I-2 | \$74 | \$230 | \$401 | \$894 |
| I-3 | \$79 | \$257 | \$450 | \$1,009 |
| Class A | \$470 | \$672 | \$891 | \$1,520 |
| Class C | \$275 | \$542 | \$933 | \$2,030 |

If you do not redeem your shares:

| | 1 Year | 3 Years | 5 Years | 10 Years |
|---------|--------|---------|---------|----------|
| Class A | \$470 | \$672 | \$891 | \$1,520 |
| Class C | \$175 | \$542 | \$933 | \$2,030 |

Portfolio Turnover

The Fund pays transaction costs when it buys and sells securities (or "turns over" its portfolio). A higher portfolio turnover rate may indicate higher transaction costs and may result in higher taxes when Fund shares are held in a taxable account. These costs, which are not reflected in the Annual Fund Operating Expenses or in the Example tables, affect the Fund's performance. During the most recent fiscal year, the Fund's portfolio turnover rate was 27% of the average value of its portfolio.

Principal Investment Strategies

The Fund seeks to achieve its investment objective by investing under normal circumstances at least 80% of its assets in high yield investments ("junk bonds"), which may be represented by convertibles, warrants, forwards or derivatives such as swap agreements. High yield investments include securities (i) rated below investment grade by each of Moody's Investors Services, Inc. ("Moody's"), Standard & Poor's Ratings Services ("S&P") or Fitch, Inc. ("Fitch") that provides a rating on such investment or, if unrated, determined by PIMCO to be of comparable quality, or (ii) comprising the ICE BofAML Developed Markets High Yield Constrained (USD Hedged) Index (the "Benchmark"). The Fund may invest, without limitation, in Fixed Income Instruments and other securities of any rating below investment grade as rated by Moody's, or equivalently rated by S&P or Fitch, or, if unrated, determined by PIMCO to be of comparable quality. In the event that ratings services assign different ratings to the same security, PIMCO will use the highest rating as the credit rating for that security. "Fixed Income Instruments" include bonds, debt securities and other similar instruments issued by various U.S. and non-U.S. public- or private-sector entities. The average portfolio duration of the Fund normally varies within one year (plus or minus) of the portfolio duration of the securities comprising the Benchmark, as calculated by PIMCO, which as of May 31, 2020 was 3.46 years. Duration is a measure used to determine the sensitivity of a security's price to changes in interest rates. The longer a security's duration, the more sensitive it will be to changes in interest rates.

PIMCO High Yield Spectrum Fund

The Fund may invest without limit in securities of foreign issuers or securities denominated in foreign currencies. The Fund may invest, without limit, in securities and instruments of corporate issuers economically tied to emerging market countries and may invest up to 10% of its total assets in sovereign debt issued by governments, their agencies or instrumentalities, or other government-related entities, that are economically tied to emerging market countries. The Fund will normally limit its foreign currency exposure (from non-U.S. dollar-denominated securities or currencies) to within 10% (plus or minus) of the Benchmark's foreign currency exposure, which as of May 31, 2020 was 0%.

The Fund may invest, without limitation, in derivative instruments, such as credit default swap agreements and total return swap agreements. The Fund may purchase or sell securities on a when issued, delayed delivery or forward commitment basis and may engage in short sales. The Fund may, without limitation, seek to obtain market exposure to the securities in which it primarily invests by entering into a series of purchase and sale contracts or by using other investment techniques (such as buy backs or dollar rolls). The "total return" sought by the Fund consists of income earned on the Fund's investments, plus capital appreciation, if any, which generally arises from decreases in interest rates, foreign currency appreciation, or improving credit fundamentals for a particular sector or security. The Fund may also invest up to 15% of its total assets in preferred securities.

Principal Risks

It is possible to lose money on an investment in the Fund. The principal risks of investing in the Fund, which could adversely affect its net asset value, yield and total return are listed below.

Interest Rate Risk: the risk that fixed income securities will decline in value because of an increase in interest rates; a fund with a longer average portfolio duration will be more sensitive to changes in interest rates than a fund with a shorter average portfolio duration

Call Risk: the risk that an issuer may exercise its right to redeem a fixed income security earlier than expected (a call). Issuers may call outstanding securities prior to their maturity for a number of reasons (e.g., declining interest rates, changes in credit spreads and improvements in the issuer's credit quality). If an issuer calls a security that the Fund has invested in, the Fund may not recoup the full amount of its initial investment and may be forced to reinvest in lower-yielding securities, securities with greater credit risks or securities with other, less favorable features

Credit Risk: the risk that the Fund could lose money if the issuer or guarantor of a fixed income security, or the counterparty to a derivative contract, is unable or unwilling, or is perceived (whether by market participants, rating agencies, pricing services or otherwise) as unable or unwilling, to meet its financial obligations

High Yield Risk: the risk that high yield securities and unrated securities of similar credit quality (commonly known as "junk bonds") are subject to greater levels of credit, call and liquidity risks. High yield securities are considered primarily speculative with respect to the issuer's continuing ability to make principal and interest payments, and may be more volatile than higher-rated securities of similar maturity

Market Risk: the risk that the value of securities owned by the Fund may go up or down, sometimes rapidly or unpredictably, due to factors affecting securities markets generally or particular industries

Issuer Risk: the risk that the value of a security may decline for a reason directly related to the issuer, such as management performance, financial leverage and reduced demand for the issuer's goods or services

Liquidity Risk: the risk that a particular investment may be difficult to purchase or sell and that the Fund may be unable to sell illiquid investments at an advantageous time or price or achieve its desired level of exposure to a certain sector. Liquidity risk may result from the lack of an active market, reduced number and capacity of traditional market participants to make a market in fixed income securities, and may be magnified in a rising interest rate environment or other circumstances where investor redemptions from fixed income funds may be higher than normal, causing increased supply in the market due to selling activity

Derivatives Risk: the risk of investing in derivative instruments (such as futures, swaps and structured securities), including leverage, liquidity, interest rate, market, credit and management risks, and valuation complexity. Changes in the value of a derivative may not correlate perfectly with, and may be more sensitive to market events than, the underlying asset, rate or index, and the Fund could lose more than the initial amount invested. The Fund's use of derivatives may result in losses to the Fund, a reduction in the Fund's returns and/or increased volatility. Over-the-counter ("OTC") derivatives are also subject to the risk that a counterparty to the transaction will not fulfill its contractual obligations to the other party, as many of the protections afforded to centrally-cleared derivative transactions might not be available for OTC derivatives. The primary credit risk on derivatives that are exchange-traded or traded through a central clearing counterparty resides with the Fund's clearing broker, or the clearinghouse. Changes in regulation relating to a mutual fund's use of derivatives and related instruments could potentially limit or impact the Fund's ability to invest in derivatives, limit the Fund's ability to employ certain strategies that use derivatives and/or adversely affect the value of derivatives and the Fund's performance

Equity Risk: the risk that the value of equity securities, such as common stocks and preferred securities, may decline due to general market conditions which are not specifically related to a particular company or to factors affecting a particular industry or industries. Equity securities generally have greater price volatility than fixed income securities

Foreign (Non-U.S.) Investment Risk: the risk that investing in foreign (non-U.S.) securities may result in the Fund experiencing more rapid and extreme changes in value than a fund that invests exclusively in securities of U.S. companies, due to smaller markets, differing reporting, accounting and auditing standards, increased risk of delayed settlement of portfolio transactions or loss of certificates of portfolio securities, and the risk of unfavorable foreign government actions, including nationalization, expropriation or confiscatory taxation, currency blockage, or political changes or diplomatic developments. Foreign securities may also be less liquid and more difficult to value than securities of U.S. issuers

Emerging Markets Risk: the risk of investing in emerging market securities, primarily increased foreign (non-U.S.) investment risk

Sovereign Debt Risk: the risk that investments in fixed income instruments issued by sovereign entities may decline in value as a result of default or other adverse credit event resulting from an issuer's inability or unwillingness to make principal or interest payments in a timely fashion

Currency Risk: the risk that foreign (non-U.S.) currencies will change in value relative to the U.S. dollar and affect the Fund's investments in foreign (non-U.S.) currencies or in securities that trade in, and receive revenues in, or in derivatives that provide exposure to, foreign (non-U.S.) currencies

Leveraging Risk: the risk that certain transactions of the Fund, such as reverse repurchase agreements, loans of portfolio securities, and the use of when-issued, delayed delivery or forward commitment transactions, or derivative instruments, may give rise to leverage, magnifying gains and losses and causing the Fund to be more volatile than if it had not been leveraged. This means that leverage entails a heightened risk of loss

Management Risk: the risk that the investment techniques and risk analyses applied by PIMCO will not produce the desired results and that actual or potential conflicts of interest, legislative, regulatory, or tax restrictions, policies or developments may affect the investment techniques available to PIMCO and the individual portfolio manager in connection with managing the Fund and may cause PIMCO to restrict or prohibit participation in certain investments. There is no guarantee that the investment objective of the Fund will be achieved

Short Exposure Risk: the risk of entering into short sales, including the potential loss of more money than the actual cost of the investment, and the risk that the third party to the short sale will not fulfill its contractual obligations, causing a loss to the Fund

Please see "Description of Principal Risks" in the Fund's prospectus for a more detailed description of the risks of investing in the Fund. An investment in the Fund is not a deposit of a bank and is not insured or guaranteed by the Federal Deposit Insurance Corporation or any other government agency.

Performance Information

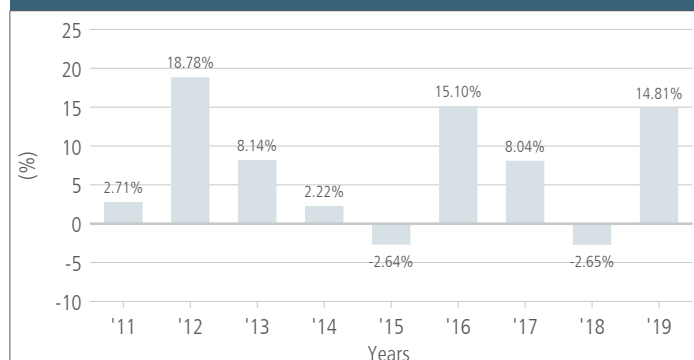
The performance information shows summary performance information for the Fund in a bar chart and an Average Annual Total Returns table. The information provides some indication of the risks of investing in the Fund by showing changes in its performance from year to year and by showing how the Fund's average annual returns compare with the returns of a broad-based securities market index and an index of similar funds. Absent any applicable fee waivers and/or expense limitations performance would have been lower. The bar chart shows performance of the Fund's Institutional Class shares. For periods prior to the inception date of I-3 shares (April 27, 2018), performance information shown in the table for that class is based on the performance of the Fund's Institutional Class shares, adjusted to reflect the fees and expenses paid by that class of shares. Performance for Class A and Class C shares in the Average Annual Total Returns table reflects the impact of sales charges. *The Fund's past performance, before and after taxes, is not necessarily an indication of how the Fund will perform in the future.*

The ICE BofAML Developed Markets High Yield Constrained (USD Hedged) Index is a subcomponent of the ICE BofAML Global High Yield Constrained

(USD Hedged) Index that excludes all non-developed countries. The Lipper Global High Yield Funds Average is a total return performance average of Funds tracked by Lipper, Inc. that aim at high (relative) current yield from both domestic and foreign fixed income securities, have no quality or maturity restrictions, and tend to invest in lower-grade debt issues.

Performance for the Fund is updated daily and quarterly and may be obtained as follows: daily and quarterly updates on the net asset value and performance page at <https://www.pimco.com/en-us/product-finder>.

Calendar Year Total Returns — Institutional Class*



*The year-to-date return as of June 30, 2020 is -4.86%. For the periods shown in the bar chart, the highest quarterly return was 7.90% in the Q4 2011, and the lowest quarterly return was -9.07% in the Q3 2011.

Average Annual Total Returns (for periods ended 12/31/19)

| | 1 Year | 5 Years | Since Inception (09/15/2010) |
|---|--------|---------|------------------------------|
| Institutional Class Return Before Taxes | 14.81% | 6.24% | 7.27% |
| Institutional Class Return After Taxes on Distributions ⁽¹⁾ | 12.21% | 3.47% | 4.33% |
| Institutional Class Return After Taxes on Distributions and Sales of Fund Shares ⁽¹⁾ | 8.71% | 3.49% | 4.35% |
| I-2 Return Before Taxes | 14.70% | 6.13% | 7.16% |
| I-3 Return Before Taxes | 14.67% | 6.08% | 7.11% |
| Class A Return Before Taxes | 10.10% | 5.06% | 6.45% |
| Class C Return Before Taxes | 12.57% | 5.08% | 6.10% |
| ICE BofAML Developed Markets High Yield Constrained (USD Hedged) Index (reflects no deductions for fees, expenses or taxes) | 14.53% | 6.34% | 7.31% |
| Lipper Global High Yield Funds Average (reflects no deductions for taxes) | 13.05% | 4.85% | 5.76% ⁽²⁾ |

¹ After-tax returns are calculated using the highest historical individual federal marginal income tax rates and do not reflect the impact of state and local taxes. Actual after-tax returns depend on an investor's tax situation and may differ from those shown, and the after-tax returns shown are not relevant to investors who hold their Fund shares through tax-deferred arrangements, such as 401(k) plans or individual retirement accounts. In some cases the return after taxes may exceed the return before taxes due to an assumed tax benefit from any losses on a sale of Fund shares at the end of the measurement period. After-tax returns are for Institutional Class shares only. After-tax returns for other classes will vary.

² The Lipper Average's since inception return is determined from the nearest month-end following the Fund's inception date and not from the actual inception date of the Fund.

PIMCO High Yield Spectrum Fund

Investment Adviser/Portfolio Managers



PIMCO serves as the investment adviser for the Fund. The Fund's portfolio is jointly and primarily managed by Andrew Jessop and Sonali Pier. Mr. Jessop is a Managing Director of PIMCO and has managed the Fund since its inception in

September 2010. Ms. Pier is an Executive Vice President of PIMCO and has managed the Fund since July 2019.

Other Important Information Regarding Fund Shares

For important information about purchase and sale of Fund shares, tax information, and payments to broker-dealers and other financial intermediaries, please turn to the "Summary of Other Important Information Regarding Fund Shares" section on page 38 of this prospectus.

Investment Objective

The Fund's primary investment objective is to maximize current income. Long-term capital appreciation is a secondary objective.

Fees and Expenses of the Fund

This table describes the fees and expenses that you may pay if you buy and hold shares of the Fund. In addition to the fees and expenses described below, you may also be required to pay brokerage commissions on purchases and sales of Institutional Class, I-2 or I-3 shares of the Fund. You may qualify for sales charge discounts if you and your family invest, or agree to invest in the future, at least \$100,000 in Class A shares of eligible funds offered by PIMCO Equity Series and PIMCO Funds. More information about these and other discounts is available in the "Classes of Shares" section on page 54 of the Fund's prospectus, Appendix B to the Fund's prospectus (Financial Firm-Specific Sales Charge Waivers and Discounts) or from your financial professional.

Shareholder Fees (fees paid directly from your investment):

| | Inst Class | I-2 | I-3 | Admin Class | Class A | Class C | Class R |
|--|---------------|------|------|----------------|---------|---------|---------|
| Maximum Sales Charge (Load) Imposed on Purchases (as a percentage of offering price) | None | None | None | None | 3.75% | None | None |
| Maximum Deferred Sales Charge (Load) (as a percentage of the lower of the original purchase price or redemption price) | None | None | None | None | 1.00% | 1.00% | None |

Annual Fund Operating Expenses (expenses that you pay each year as a percentage of the value of your investment):

| | Inst Class | I-2 | I-3 | Admin Class | Class A | Class C | Class R |
|---|---------------|--------------|--------------|----------------|--------------|--------------|--------------|
| Management Fees | 0.50% | 0.60% | 0.70% | 0.50% | 0.65% | 0.65% | 0.65% |
| Distribution and/or Service (12b-1) Fees | N/A | N/A | N/A | 0.25% | 0.25% | 1.00% | 0.50% |
| Other Expenses ⁽¹⁾ | 0.59% | 0.59% | 0.59% | 0.59% | 0.59% | 0.59% | 0.59% |
| Total Annual Fund Operating Expenses | 1.09% | 1.19% | 1.29% | 1.34% | 1.49% | 2.24% | 1.74% |
| Fee Waiver and/or Expense Reimbursement ⁽²⁾ | N/A | N/A | (0.05%) | N/A | N/A | N/A | N/A |
| Total Annual Fund Operating Expenses After Fee Waiver and/or Expense Reimbursement | 1.09% | 1.19% | 1.24% | 1.34% | 1.49% | 2.24% | 1.74% |

¹ "Other Expenses" include interest expense of 0.59%. Interest expense is borne by the Fund separately from the management fees paid to Pacific Investment Management Company LLC ("PIMCO"). Excluding interest expense, Total Annual Fund Operating Expenses After Fee Waiver and/or Expense Reimbursement are 0.50%, 0.60%, 0.65%, 0.75%, 0.90%, 1.65% and 1.15% for Institutional Class, I-2, I-3, Administrative Class, Class A, Class C and Class R shares, respectively.

² PIMCO has contractually agreed, through July 31, 2021, to reduce its supervisory and administrative fee for the Fund's I-3 shares by 0.05% of the average daily net assets attributable to I-3 shares of the Fund. This Fee Waiver Agreement renews annually

unless terminated by PIMCO upon at least 30 days' prior notice to the end of the contract term.

Example. The Example is intended to help you compare the cost of investing in Institutional Class, I-2, I-3, Administrative Class, Class A, Class C or Class R shares of the Fund with the costs of investing in other mutual funds. The Example assumes that you invest \$10,000 in the noted class of shares for the time periods indicated, and then redeem all your shares at the end of those periods. The Example also assumes that your investment has a 5% return each year and that the Fund's operating expenses remain the same. Investors may pay brokerage commissions on their purchases and sales of Institutional Class, I-2 or I-3 shares of the Fund, which are not reflected in the Example. Although your actual costs may be higher or lower, based on these assumptions your costs would be:

If you redeem your shares at the end of each period:

| | 1 Year | 3 Years | 5 Years | 10 Years |
|----------------------|--------|---------|---------|----------|
| Institutional Class | \$111 | \$347 | \$601 | \$1,329 |
| I-2 | \$121 | \$378 | \$654 | \$1,443 |
| I-3 | \$126 | \$404 | \$703 | \$1,552 |
| Administrative Class | \$136 | \$425 | \$734 | \$1,613 |
| Class A | \$521 | \$828 | \$1,158 | \$2,088 |
| Class C | \$327 | \$700 | \$1,200 | \$2,575 |
| Class R | \$177 | \$548 | \$944 | \$2,052 |

If you do not redeem your shares:

| | 1 Year | 3 Years | 5 Years | 10 Years |
|---------|--------|---------|---------|----------|
| Class A | \$521 | \$828 | \$1,158 | \$2,088 |
| Class C | \$227 | \$700 | \$1,200 | \$2,575 |

Portfolio Turnover

The Fund pays transaction costs when it buys and sells securities (or "turns over" its portfolio). A higher portfolio turnover rate may indicate higher transaction costs and may result in higher taxes when Fund shares are held in a taxable account. These costs, which are not reflected in the Annual Fund Operating Expenses or in the Example tables, affect the Fund's performance. During the most recent fiscal year, the Fund's portfolio turnover rate was 421% of the average value of its portfolio.

Principal Investment Strategies

The Fund seeks to achieve its investment objectives by investing under normal circumstances at least 65% of its total assets in a multi-sector portfolio of Fixed Income Instruments of varying maturities, which may be represented by forwards or derivatives such as options, futures contracts or swap agreements. "Fixed Income Instruments" include bonds, debt securities and other similar instruments issued by various U.S. and non-U.S. public- or private-sector entities. The Fund will seek to maintain a high and consistent level of dividend income by investing in a broad array of fixed income sectors and utilizing income efficient implementation strategies. The capital appreciation sought by the Fund generally arises from decreases in interest rates or improving credit fundamentals for a particular sector or security.

PIMCO Income Fund

The Fund will generally allocate its assets among several investment sectors, without limitation, which may include: (i) high yield securities ("junk bonds") and investment grade corporate bonds of issuers located in the United States and non-U.S. countries, including emerging market countries; (ii) fixed income securities issued by U.S. and non-U.S. governments (including emerging market governments), their agencies and instrumentalities; (iii) mortgage-related and other asset backed securities; and (iv) foreign currencies, including those of emerging market countries. However, the Fund is not required to gain exposure to any one investment sector, and the Fund's exposure to any one investment sector will vary over time. The average portfolio duration of this Fund normally varies from zero to eight years based on Pacific Investment Management Company LLC's ("PIMCO") market forecasts. Duration is a measure used to determine the sensitivity of a security's price to changes in interest rates. The longer a security's duration, the more sensitive it will be to changes in interest rates.

The Fund may invest up to 50% of its total assets in high yield securities rated below investment grade by Moody's Investors Service, Inc. ("Moody's"), Standard & Poor's Ratings Services ("S&P") or Fitch, Inc. ("Fitch"), or if unrated, as determined by PIMCO (except such 50% limitation shall not apply to the Fund's investments in mortgage- and asset-backed securities). In the event that ratings services assign different ratings to the same security, PIMCO will use the highest rating as the credit rating for that security. In addition, the Fund may invest, without limitation, in securities denominated in foreign currencies. The Fund may invest up to 20% of its total assets in securities and instruments that are economically tied to emerging market countries (this limitation does not apply to investment grade sovereign debt denominated in the local currency with less than 1 year remaining to maturity, which means the Fund may invest in such instruments without limitation subject to any applicable legal or regulatory limitation). The Fund will normally limit its foreign currency exposure (from non-U.S. dollar-denominated securities or currencies) to 10% of its total assets.

The Fund may invest, without limitation, in derivative instruments, such as options, futures contracts or swap agreements, or in mortgage- or asset-backed securities, subject to applicable law and any other restrictions described in the Fund's prospectus or Statement of Additional Information. The Fund may purchase or sell securities on a when-issued, delayed delivery or forward commitment basis and may engage in short sales. The Fund may, without limitation, seek to obtain market exposure to the securities in which it primarily invests by entering into a series of purchase and sale contracts or by using other investment techniques (such as buy backs or dollar rolls). The Fund may also invest in contingent convertible securities and up to 10% of its total assets in preferred securities.

Principal Risks

It is possible to lose money on an investment in the Fund. The principal risks of investing in the Fund, which could adversely affect its net asset value, yield and total return are listed below.

Interest Rate Risk: the risk that fixed income securities will decline in value because of an increase in interest rates; a fund with a longer average portfolio duration will be more sensitive to changes in interest rates than a fund with a shorter average portfolio duration

Call Risk: the risk that an issuer may exercise its right to redeem a fixed income security earlier than expected (a call). Issuers may call outstanding securities prior to their maturity for a number of reasons (e.g., declining interest rates, changes in credit spreads and improvements in the issuer's credit quality). If an issuer calls a security that the Fund has invested in, the Fund may not recoup the full amount of its initial investment and may be forced to reinvest in lower-yielding securities, securities with greater credit risks or securities with other, less favorable features

Credit Risk: the risk that the Fund could lose money if the issuer or guarantor of a fixed income security, or the counterparty to a derivative contract, is unable or unwilling, or is perceived (whether by market participants, rating agencies, pricing services or otherwise) as unable or unwilling, to meet its financial obligations

High Yield Risk: the risk that high yield securities and unrated securities of similar credit quality (commonly known as "junk bonds") are subject to greater levels of credit, call and liquidity risks. High yield securities are considered primarily speculative with respect to the issuer's continuing ability to make principal and interest payments, and may be more volatile than higher-rated securities of similar maturity

Market Risk: the risk that the value of securities owned by the Fund may go up or down, sometimes rapidly or unpredictably, due to factors affecting securities markets generally or particular industries

Issuer Risk: the risk that the value of a security may decline for a reason directly related to the issuer, such as management performance, financial leverage and reduced demand for the issuer's goods or services

Liquidity Risk: the risk that a particular investment may be difficult to purchase or sell and that the Fund may be unable to sell illiquid investments at an advantageous time or price or achieve its desired level of exposure to a certain sector. Liquidity risk may result from the lack of an active market, reduced number and capacity of traditional market participants to make a market in fixed income securities, and may be magnified in a rising interest rate environment or other circumstances where investor redemptions from fixed income funds may be higher than normal, causing increased supply in the market due to selling activity

Derivatives Risk: the risk of investing in derivative instruments (such as futures, swaps and structured securities), including leverage, liquidity, interest rate, market, credit and management risks, and valuation complexity. Changes in the value of a derivative may not correlate perfectly with, and may be more sensitive to market events than, the underlying asset, rate or index, and the Fund could lose more than the initial amount invested. The Fund's use of derivatives may result in losses to the Fund, a reduction in the Fund's returns and/or increased volatility. Over-the-counter ("OTC") derivatives are also subject to the risk that a counterparty to the transaction will not fulfill its contractual obligations to the other party, as many of the protections afforded to centrally-cleared derivative transactions might not be available for OTC derivatives. The primary credit risk on derivatives that are exchange-traded or traded through a central clearing counterparty resides with the Fund's clearing broker, or the clearinghouse. Changes in regulation relating to a mutual fund's use of derivatives and related instruments could potentially limit or impact the Fund's ability to invest in derivatives, limit the Fund's ability to employ certain strategies that

use derivatives and/or adversely affect the value of derivatives and the Fund's performance

Equity Risk: the risk that the value of equity securities, such as common stocks and preferred securities, may decline due to general market conditions which are not specifically related to a particular company or to factors affecting a particular industry or industries. Equity securities generally have greater price volatility than fixed income securities

Mortgage-Related and Other Asset-Backed Securities Risk: the risks of investing in mortgage-related and other asset-backed securities, including interest rate risk, extension risk, prepayment risk and credit risk

Foreign (Non-U.S.) Investment Risk: the risk that investing in foreign (non-U.S.) securities may result in the Fund experiencing more rapid and extreme changes in value than a fund that invests exclusively in securities of U.S. companies, due to smaller markets, differing reporting, accounting and auditing standards, increased risk of delayed settlement of portfolio transactions or loss of certificates of portfolio securities, and the risk of unfavorable foreign government actions, including nationalization, expropriation or confiscatory taxation, currency blockage, or political changes or diplomatic developments. Foreign securities may also be less liquid and more difficult to value than securities of U.S. issuers

Emerging Markets Risk: the risk of investing in emerging market securities, primarily increased foreign (non-U.S.) investment risk

Sovereign Debt Risk: the risk that investments in fixed income instruments issued by sovereign entities may decline in value as a result of default or other adverse credit event resulting from an issuer's inability or unwillingness to make principal or interest payments in a timely fashion

Currency Risk: the risk that foreign (non-U.S.) currencies will change in value relative to the U.S. dollar and affect the Fund's investments in foreign (non-U.S.) currencies or in securities that trade in, and receive revenues in, or in derivatives that provide exposure to, foreign (non-U.S.) currencies

Leveraging Risk: the risk that certain transactions of the Fund, such as reverse repurchase agreements, loans of portfolio securities, and the use of when-issued, delayed delivery or forward commitment transactions, or derivative instruments, may give rise to leverage, magnifying gains and losses and causing the Fund to be more volatile than if it had not been leveraged. This means that leverage entails a heightened risk of loss

Management Risk: the risk that the investment techniques and risk analyses applied by PIMCO will not produce the desired results and that actual or potential conflicts of interest, legislative, regulatory, or tax restrictions, policies or developments may affect the investment techniques available to PIMCO and the individual portfolio manager in connection with managing the Fund and may cause PIMCO to restrict or prohibit participation in certain investments. There is no guarantee that the investment objective of the Fund will be achieved

Short Exposure Risk: the risk of entering into short sales, including the potential loss of more money than the actual cost of the investment, and the risk that the third party to the short sale will not fulfill its contractual obligations, causing a loss to the Fund

Distribution Rate Risk: the risk that the Fund's distribution rate may change unexpectedly as a result of numerous factors, including changes in

realized and projected market returns, fluctuations in market interest rates, Fund performance and other factors

Contingent Convertible Securities Risk: the risks of investing in contingent convertible securities, including the risk that interest payments will be cancelled by the issuer or a regulatory authority, the risk of ranking junior to other creditors in the event of a liquidation or other bankruptcy-related event as a result of holding subordinated debt, the risk of the Fund's investment becoming further subordinated as a result of conversion from debt to equity, the risk that principal amount due can be written down to a lesser amount, and the general risks applicable to fixed income investments, including interest rate risk, credit risk, market risk and liquidity risk, any of which could result in losses to the Fund

LIBOR Transition Risk: the risk related to the anticipated discontinuation of the London Interbank Offered Rate ("LIBOR") by the end of 2021. Certain instruments held by the Fund rely in some fashion upon LIBOR. Although the transition process away from LIBOR has become increasingly well-defined in advance of the anticipated discontinuation date, there remains uncertainty regarding the nature of any replacement rate, and any potential effects of the transition away from LIBOR on the Fund or on certain instruments in which the Fund invests can be difficult to ascertain. The transition process may involve, among other things, increased volatility or illiquidity in markets for instruments that currently rely on LIBOR and may result in a reduction in value of certain instruments held by the Fund

Please see "Description of Principal Risks" in the Fund's prospectus for a more detailed description of the risks of investing in the Fund. An investment in the Fund is not a deposit of a bank and is not insured or guaranteed by the Federal Deposit Insurance Corporation or any other government agency.

Performance Information

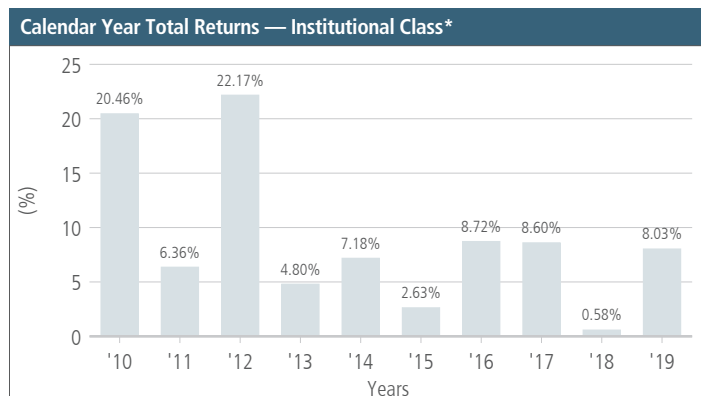
The performance information shows summary performance information for the Fund in a bar chart and an Average Annual Total Returns table. The information provides some indication of the risks of investing in the Fund by showing changes in its performance from year to year and by showing how the Fund's average annual returns compare with the returns of a broad-based securities market index and an index of similar funds. Absent any applicable fee waivers and/or expense limitations, performance would have been lower. The bar chart shows the performance of the Fund's Institutional Class shares. For periods prior to the inception date of I-3 shares (April 27, 2018), performance information shown in the table for that class is based on the performance of the Fund's Institutional Class shares, adjusted to reflect the fees and expenses paid by that class of shares. Performance for Class A and Class C shares in the Average Annual Total Returns table reflects the impact of sales charges. *The Fund's past performance, before and after taxes, is not necessarily an indication of how the Fund will perform in the future.*

The Bloomberg Barclays U.S. Aggregate Index represents securities that are SEC-registered, taxable, and dollar denominated. The index covers the U.S. investment grade fixed rate bond market, with index components for government and corporate securities, mortgage pass-through securities, and asset-backed securities. These major sectors are subdivided into more specific indices that are calculated and reported on a regular basis. The

PIMCO Income Fund

Lipper Multi-Sector Income Funds Average is a total return performance average of funds tracked by Lipper, Inc. that seek current income by allocating assets among several different fixed income securities sectors (with no more than 65% in any one sector except for defensive purposes), including U.S. government and foreign governments, with a significant portion of assets in securities rated below investment grade.

Performance for the Fund is updated daily and quarterly and may be obtained as follows: daily and quarterly updates on the net asset value and performance page at <https://www.pimco.com/en-us/product-finder>.



*The year-to-date return as of June 30, 2020 is -1.68%. For the periods shown in the bar chart, the highest quarterly return was 8.22% in the Q3 2012, and the lowest quarterly return was -1.33% in the Q2 2013.

Average Annual Total Returns (for periods ended 12/31/19)

| | 1 Year | 5 Years | 10 Years |
|---|--------|---------|----------|
| Institutional Class Return Before Taxes | 8.03% | 5.66% | 8.76% |
| Institutional Class Return After Taxes on Distributions ⁽¹⁾ | 5.52% | 3.02% | 6.04% |
| Institutional Class Return After Taxes on Distributions and Sales of Fund Shares ⁽¹⁾ | 4.72% | 3.12% | 5.71% |
| I-2 Return Before Taxes | 7.93% | 5.55% | 8.65% |
| I-3 Return Before Taxes | 7.89% | 5.46% | 8.54% |
| Administrative Class Return Before Taxes | 7.77% | 5.40% | 8.50% |
| Class A Return Before Taxes | 3.57% | 4.44% | 7.92% |
| Class C Return Before Taxes | 5.81% | 4.45% | 7.58% |
| Class R Return Before Taxes | 7.34% | 4.97% | 8.08% |
| Bloomberg Barclays U.S. Aggregate Index (reflects no deductions for fees, expenses or taxes) | 8.72% | 3.05% | 3.75% |
| Lipper Multi-Sector Income Funds Average (reflects no deductions for taxes) | 9.85% | 3.91% | 5.18% |

¹ After-tax returns are calculated using the highest historical individual federal marginal income tax rates and do not reflect the impact of state and local taxes. Actual after-tax returns depend on an investor's tax situation and may differ from those shown, and the after-tax returns shown are not relevant to investors who hold their Fund shares through tax-deferred arrangements, such as 401(k) plans or individual retirement accounts. In some cases the return after taxes may exceed the return before taxes due to an assumed tax benefit from any losses on a sale of Fund shares at the end of the measurement period. After-tax returns are for Institutional Class shares only. After-tax returns for other classes will vary.

Investment Adviser/Portfolio Managers



PIMCO serves as the investment adviser for the Fund. The Fund's portfolio is jointly and primarily managed by Daniel J. Ivascyn, Alfred

Murata and Joshua Anderson. Mr. Ivascyn is Group Chief Investment Officer and Managing Director of PIMCO. Messrs. Murata and Anderson are Managing Directors of PIMCO. Mr. Ivascyn has managed the Fund since its inception in March 2007. Mr. Murata has managed the Fund since March 2013. Mr. Anderson has managed the Fund since July 2018.

Other Important Information Regarding Fund Shares

For important information about purchase and sale of Fund shares, tax information, and payments to broker-dealers and other financial intermediaries, please turn to the "Summary of Other Important Information Regarding Fund Shares" section on page 38 of this prospectus.

Investment Objective

The Fund seeks total return which exceeds that of its benchmark, consistent with preservation of capital and prudent investment management.

Fees and Expenses of the Fund

This table describes the fees and expenses that you may pay if you buy and hold shares of the Fund. In addition to the fees and expenses described below, you may also be required to pay brokerage commissions on purchases and sales of Institutional Class or I-2 shares of the Fund. You may qualify for sales charge discounts if you and your family invest, or agree to invest in the future, at least \$100,000 in Class A shares of eligible funds offered by PIMCO Equity Series and PIMCO Funds. More information about these and other discounts is available in the "Classes of Shares" section on page 54 of the Fund's prospectus, Appendix B to the Fund's prospectus (Financial Firm-Specific Sales Charge Waivers and Discounts) or from your financial professional.

Shareholder Fees (fees paid directly from your investment):

| | Inst Class | I-2 | Class A |
|--|------------|------|---------|
| Maximum Sales Charge (Load) Imposed on Purchases (as a percentage of offering price) | None | None | 3.75% |
| Maximum Deferred Sales Charge (Load) (as a percentage of the lower of the original purchase price or redemption price) | None | None | 1.00% |

Annual Fund Operating Expenses (expenses that you pay each year as a percentage of the value of your investment):

| | Inst Class | I-2 | Class A |
|---|--------------|--------------|--------------|
| Management Fees | 0.55% | 0.65% | 0.70% |
| Distribution and/or Service (12b-1) Fees | N/A | N/A | 0.25% |
| Other Expenses ⁽¹⁾ | 0.29% | 0.29% | 0.29% |
| Total Annual Fund Operating Expenses | 0.84% | 0.94% | 1.24% |

¹ "Other Expenses" include interest expense of 0.29%. Interest expense is borne by the Fund separately from the management fees paid to Pacific Investment Management Company LLC ("PIMCO"). Excluding interest expense, Total Annual Fund Operating Expenses are 0.55%, 0.65% and 0.95% for Institutional Class, I-2 and Class A shares, respectively.

Example. The Example is intended to help you compare the cost of investing in Institutional Class, I-2 or Class A shares of the Fund with the costs of investing in other mutual funds. The Example assumes that you invest \$10,000 in the noted class of shares for the time periods indicated, and then redeem all your shares at the end of those periods. The Example also assumes that your investment has a 5% return each year and that the Fund's operating expenses remain the same. Investors may pay brokerage commissions on their purchases and sales of Institutional Class shares or I-2 shares of the Fund, which are not reflected in the Example. Although your actual costs may be higher or lower, based on these assumptions your costs would be:

If you redeem your shares at the end of each period:

| | 1 Year | 3 Years | 5 Years | 10 Years |
|---------------------|--------|---------|---------|----------|
| Institutional Class | \$86 | \$268 | \$466 | \$1,037 |

| | 1 Year | 3 Years | 5 Years | 10 Years |
|---------|--------|---------|---------|----------|
| I-2 | \$96 | \$300 | \$520 | \$1,155 |
| Class A | \$497 | \$754 | \$1,030 | \$1,819 |

If you do not redeem your shares:

| | 1 Year | 3 Years | 5 Years | 10 Years |
|---------|--------|---------|---------|----------|
| Class A | \$497 | \$754 | \$1,030 | \$1,819 |

Portfolio Turnover

The Fund pays transaction costs when it buys and sells securities (or "turns over" its portfolio). A higher portfolio turnover rate may indicate higher transaction costs and may result in higher taxes when Fund shares are held in a taxable account. These costs, which are not reflected in the Annual Fund Operating Expenses or in the Example tables, affect the Fund's performance. During the most recent fiscal year, the Fund's portfolio turnover rate was 180% of the average value of its portfolio.

Principal Investment Strategies

The Fund seeks to achieve its investment objective by investing under normal circumstances at least 80% of its assets in a diversified portfolio of Fixed Income Instruments of varying maturities, which may be represented by forwards or derivatives such as options, futures contracts or swap agreements. "Fixed Income Instruments" include bonds, debt securities and other similar instruments issued by various U.S. and non-U.S. public- or private-sector entities. The average portfolio duration of this Fund normally varies within two years (plus or minus) of the portfolio duration of the securities comprising the Fund's benchmark, the Bloomberg Barclays U.S. Long Credit Index, as calculated by PIMCO, which as of May 31, 2020 was 13.93 years. Duration is a measure used to determine the sensitivity of a security's price to changes in interest rates. The longer a security's duration, the more sensitive it will be to changes in interest rates. In addition, the dollar-weighted average portfolio maturity of the Fund, under normal circumstances, is expected to be more than ten years.

The Fund invests primarily in investment grade debt securities, but may invest up to 20% of its total assets in high yield securities ("junk bonds") that are rated B or higher by Moody's Investors Service, Inc. ("Moody's"), or equivalently rated by Standard & Poor's Ratings Services ("S&P") or Fitch, Inc. ("Fitch"), or, if unrated, determined by Pacific Investment Management Company LLC ("PIMCO") to be of comparable quality. In the event that ratings services assign different ratings to the same security, PIMCO will use the highest rating as the credit rating for that security. The Fund may invest up to 30% of its total assets in securities denominated in foreign currencies, and may invest beyond this limit in U.S. dollar-denominated securities of foreign issuers. The Fund may invest up to 25% of its total assets in securities and instruments that are economically tied to emerging market countries (this limitation does not apply to investment grade sovereign debt denominated in the local currency with less than 1 year remaining to maturity, which means the Fund may invest, together with any other investments denominated in foreign currencies, up to 30% of its total assets in such instruments). The Fund will normally limit its foreign currency exposure (from non-U.S. dollar-denominated securities or currencies) to 20% of its total assets.

PIMCO Long-Term Credit Bond Fund

The Fund may invest, without limitation, in derivative instruments, such as options, futures contracts or swap agreements, or in mortgage- or asset-backed securities, subject to applicable law and any other restrictions described in the Fund's prospectus or Statement of Additional Information. The Fund may purchase or sell securities on a when-issued, delayed delivery or forward commitment basis and may engage in short sales. The Fund may, without limitation, seek to obtain market exposure to the securities in which it primarily invests by entering into a series of purchase and sale contracts or by using other investment techniques (such as buy backs or dollar rolls). The "total return" sought by the Fund consists of income earned on the Fund's investments, plus capital appreciation, if any, which generally arises from decreases in interest rates, foreign currency appreciation, or improving credit fundamentals for a particular sector or security. Consistent with other investment limitations, the Fund may invest, without limitation, in preferred securities.

Principal Risks

It is possible to lose money on an investment in the Fund. The principal risks of investing in the Fund, which could adversely affect its net asset value, yield and total return are listed below.

Interest Rate Risk: the risk that fixed income securities will decline in value because of an increase in interest rates; a fund with a longer average portfolio duration will be more sensitive to changes in interest rates than a fund with a shorter average portfolio duration

Call Risk: the risk that an issuer may exercise its right to redeem a fixed income security earlier than expected (a call). Issuers may call outstanding securities prior to their maturity for a number of reasons (e.g., declining interest rates, changes in credit spreads and improvements in the issuer's credit quality). If an issuer calls a security that the Fund has invested in, the Fund may not recoup the full amount of its initial investment and may be forced to reinvest in lower-yielding securities, securities with greater credit risks or securities with other, less favorable features

Credit Risk: the risk that the Fund could lose money if the issuer or guarantor of a fixed income security, or the counterparty to a derivative contract, is unable or unwilling, or is perceived (whether by market participants, rating agencies, pricing services or otherwise) as unable or unwilling, to meet its financial obligations

High Yield Risk: the risk that high yield securities and unrated securities of similar credit quality (commonly known as "junk bonds") are subject to greater levels of credit, call and liquidity risks. High yield securities are considered primarily speculative with respect to the issuer's continuing ability to make principal and interest payments, and may be more volatile than higher-rated securities of similar maturity

Market Risk: the risk that the value of securities owned by the Fund may go up or down, sometimes rapidly or unpredictably, due to factors affecting securities markets generally or particular industries

Issuer Risk: the risk that the value of a security may decline for a reason directly related to the issuer, such as management performance, financial leverage and reduced demand for the issuer's goods or services

Liquidity Risk: the risk that a particular investment may be difficult to purchase or sell and that the Fund may be unable to sell illiquid investments

at an advantageous time or price or achieve its desired level of exposure to a certain sector. Liquidity risk may result from the lack of an active market, reduced number and capacity of traditional market participants to make a market in fixed income securities, and may be magnified in a rising interest rate environment or other circumstances where investor redemptions from fixed income funds may be higher than normal, causing increased supply in the market due to selling activity

Derivatives Risk: the risk of investing in derivative instruments (such as futures, swaps and structured securities), including leverage, liquidity, interest rate, market, credit and management risks, and valuation complexity. Changes in the value of a derivative may not correlate perfectly with, and may be more sensitive to market events than, the underlying asset, rate or index, and the Fund could lose more than the initial amount invested. The Fund's use of derivatives may result in losses to the Fund, a reduction in the Fund's returns and/or increased volatility. Over-the-counter ("OTC") derivatives are also subject to the risk that a counterparty to the transaction will not fulfill its contractual obligations to the other party, as many of the protections afforded to centrally-cleared derivative transactions might not be available for OTC derivatives. The primary credit risk on derivatives that are exchange-traded or traded through a central clearing counterparty resides with the Fund's clearing broker, or the clearinghouse. Changes in regulation relating to a mutual fund's use of derivatives and related instruments could potentially limit or impact the Fund's ability to invest in derivatives, limit the Fund's ability to employ certain strategies that use derivatives and/or adversely affect the value of derivatives and the Fund's performance

Equity Risk: the risk that the value of equity securities, such as common stocks and preferred securities, may decline due to general market conditions which are not specifically related to a particular company or to factors affecting a particular industry or industries. Equity securities generally have greater price volatility than fixed income securities

Mortgage-Related and Other Asset-Backed Securities Risk: the risks of investing in mortgage-related and other asset-backed securities, including interest rate risk, extension risk, prepayment risk and credit risk

Foreign (Non-U.S.) Investment Risk: the risk that investing in foreign (non-U.S.) securities may result in the Fund experiencing more rapid and extreme changes in value than a fund that invests exclusively in securities of U.S. companies, due to smaller markets, differing reporting, accounting and auditing standards, increased risk of delayed settlement of portfolio transactions or loss of certificates of portfolio securities, and the risk of unfavorable foreign government actions, including nationalization, expropriation or confiscatory taxation, currency blockage, or political changes or diplomatic developments. Foreign securities may also be less liquid and more difficult to value than securities of U.S. issuers

Emerging Markets Risk: the risk of investing in emerging market securities, primarily increased foreign (non-U.S.) investment risk

Sovereign Debt Risk: the risk that investments in fixed income instruments issued by sovereign entities may decline in value as a result of default or other adverse credit event resulting from an issuer's inability or unwillingness to make principal or interest payments in a timely fashion

Currency Risk: the risk that foreign (non-U.S.) currencies will change in value relative to the U.S. dollar and affect the Fund's investments in foreign (non-U.S.) currencies or in securities that trade in, and receive revenues in, or in derivatives that provide exposure to, foreign (non-U.S.) currencies

Leveraging Risk: the risk that certain transactions of the Fund, such as reverse repurchase agreements, loans of portfolio securities, and the use of when-issued, delayed delivery or forward commitment transactions, or derivative instruments, may give rise to leverage, magnifying gains and losses and causing the Fund to be more volatile than if it had not been leveraged. This means that leverage entails a heightened risk of loss

Management Risk: the risk that the investment techniques and risk analyses applied by PIMCO will not produce the desired results and that actual or potential conflicts of interest, legislative, regulatory, or tax restrictions, policies or developments may affect the investment techniques available to PIMCO and the individual portfolio manager in connection with managing the Fund and may cause PIMCO to restrict or prohibit participation in certain investments. There is no guarantee that the investment objective of the Fund will be achieved

Short Exposure Risk: the risk of entering into short sales, including the potential loss of more money than the actual cost of the investment, and the risk that the third party to the short sale will not fulfill its contractual obligations, causing a loss to the Fund

LIBOR Transition Risk: the risk related to the anticipated discontinuation of the London Interbank Offered Rate ("LIBOR") by the end of 2021. Certain instruments held by the Fund rely in some fashion upon LIBOR. Although the transition process away from LIBOR has become increasingly well-defined in advance of the anticipated discontinuation date, there remains uncertainty regarding the nature of any replacement rate, and any potential effects of the transition away from LIBOR on the Fund or on certain instruments in which the Fund invests can be difficult to ascertain. The transition process may involve, among other things, increased volatility or illiquidity in markets for instruments that currently rely on LIBOR and may result in a reduction in value of certain instruments held by the Fund

Please see "Description of Principal Risks" in the Fund's prospectus for a more detailed description of the risks of investing in the Fund. An investment in the Fund is not a deposit of a bank and is not insured or guaranteed by the Federal Deposit Insurance Corporation or any other government agency.

Performance Information

The performance information shows summary performance information for the Fund in a bar chart and an Average Annual Total Returns table. The information provides some indication of the risks of investing in the Fund by showing changes in its performance from year to year and by showing how the Fund's average annual returns compare with the returns of a broad-based securities market index and an index of similar funds. Absent any applicable fee waivers and/or expense limitations, performance would have been lower. The bar chart shows performance of the Fund's Institutional Class shares. For periods prior to the inception date of I-2 shares (February 29, 2012), performance information shown in the table for these shares is based on the performance of the Fund's Institutional Class shares, adjusted to reflect the fees and expenses paid by these classes of shares. The Class A

shares of the Fund have not commenced operations as of the date of this prospectus. *The Fund's past performance, before and after taxes, is not necessarily an indication of how the Fund will perform in the future.*

The Fund's benchmark index is the Bloomberg Barclays U.S. Long Credit Index. The index includes both corporate and non-corporate sectors with maturities equal to or greater than 10 years. The corporate sectors are Industrial, Utility, and Finance, which include both U.S. and non-U.S. corporations. The non-corporate sectors are Sovereign, Supranational, Foreign Agency, and Foreign Local Government. The Lipper General Bond Funds Average is a total return performance average of funds tracked by Lipper, Inc. that do not have any quality or maturity restrictions. These funds intend to keep the bulk of their assets in corporate and government debt issues.

Performance for the Fund is updated daily and quarterly and may be obtained as follows: daily and quarterly updates on the net asset value and performance page at <https://www.pimco.com/en-us/product-finder>.

Calendar Year Total Returns — Institutional Class*



*The year-to-date return as of June 30, 2020 is 5.06%. For the periods shown in the bar chart, the highest quarterly return was 8.43% in the Q1 2019, and the lowest quarterly return was -6.20% in the Q2 2013.

Average Annual Total Returns (for periods ended 12/31/19)

| | 1 Year | 5 Years | 10 Years |
|---|--------|---------|----------|
| Institutional Class Return Before Taxes | 24.54% | 7.40% | 9.64% |
| Institutional Class Return After Taxes on Distributions ⁽¹⁾ | 22.01% | 4.35% | 6.36% |
| Institutional Class Return After Taxes on Distributions and Sales of Fund Shares ⁽¹⁾ | 14.43% | 4.25% | 6.11% |
| I-2 Return Before Taxes | 24.41% | 7.29% | 9.53% |
| Bloomberg Barclays U.S. Long Credit Index (reflects no deductions for fees, expenses or taxes) | 23.36% | 6.31% | 7.99% |
| Lipper General Bond Funds Average (reflects no deductions for taxes) | 9.95% | 3.72% | 5.73% |

¹ After-tax returns are calculated using the highest historical individual federal marginal income tax rates and do not reflect the impact of state and local taxes. Actual after-tax returns depend on an investor's tax situation and may differ from those shown, and the after-tax returns shown are not relevant to investors who hold their Fund shares through tax-deferred arrangements, such as 401(k) plans or individual retirement accounts. In some cases the return after taxes may exceed the return before taxes due to an assumed tax benefit from any losses on a sale of Fund shares at the end of the measurement period. After-tax returns are for Institutional Class shares only. After-tax returns for other classes will vary.

PIMCO Long-Term Credit Bond Fund

Investment Adviser/Portfolio Managers



PIMCO serves as the investment adviser for the Fund. The Fund's portfolio is jointly and primarily managed by Mark Kiesel and Mohit Mittal. Mr. Kiesel is CIO Global Credit and a Managing Director of PIMCO and has managed the Fund since

its inception in March 2009. Mr. Mittal is a Managing Director of PIMCO and has managed the Fund since October 2016.

Other Important Information Regarding Fund Shares

For important information about purchase and sale of Fund shares, tax information, and payments to broker-dealers and other financial intermediaries, please turn to the "Summary of Other Important Information Regarding Fund Shares" section on page 38 of this prospectus.

Investment Objective

The Fund's primary investment objective is to maximize current income. Long-term capital appreciation is a secondary objective.

Fees and Expenses of the Fund

This table describes the fees and expenses that you may pay if you buy and hold shares of the Fund. In addition to the fees and expenses described below, you may also be required to pay brokerage commissions on purchases and sales of Institutional Class, I-2 or I-3 shares of the Fund. You may qualify for sales charge discounts if you and your family invest, or agree to invest in the future, at least \$100,000 in Class A shares of eligible funds offered by PIMCO Equity Series and PIMCO Funds. More information about these and other discounts is available in the "Classes of Shares" section on page 54 of the Fund's prospectus, Appendix B to the Fund's prospectus (Financial Firm-Specific Sales Charge Waivers and Discounts) or from your financial professional.

Shareholder Fees (fees paid directly from your investment):

| | Inst Class | I-2 | I-3 | Class A | Class C |
|--|------------|------|------|---------|---------|
| Maximum Sales Charge (Load) Imposed on Purchases (as a percentage of offering price) | None | None | None | 2.25% | None |
| Maximum Deferred Sales Charge (Load) (as a percentage of the lower of the original purchase price or redemption price) | None | None | None | 1.00% | 1.00% |

Annual Fund Operating Expenses (expenses that you pay each year as a percentage of the value of your investment):

| | Inst Class | I-2 | I-3 | Class A | Class C |
|---|--------------|--------------|--------------|--------------|--------------|
| Management Fees | 0.50% | 0.60% | 0.70% | 0.65% | 0.65% |
| Distribution and/or Service (12b-1) Fees | N/A | N/A | N/A | 0.25% | 0.55% |
| Other Expenses ⁽¹⁾ | 0.05% | 0.05% | 0.05% | 0.05% | 0.05% |
| Total Annual Fund Operating Expenses | 0.55% | 0.65% | 0.75% | 0.95% | 1.25% |
| Fee Waiver and/or Expense Reimbursement ⁽²⁾ | N/A | N/A | (0.05%) | N/A | N/A |
| Total Annual Fund Operating Expenses After Fee Waiver and/or Expense Reimbursement | 0.55% | 0.65% | 0.70% | 0.95% | 1.25% |

¹ "Other Expenses" include interest expense of 0.04%. Interest expense is borne by the Fund separately from the management fees paid to Pacific Investment Management Company LLC ("PIMCO"). Excluding interest expense, Total Annual Fund Operating Expenses After Fee Waiver and/or Expense Reimbursement are 0.51%, 0.61%, 0.66%, 0.91% and 1.21% for Institutional Class, I-2, I-3, Class A and Class C shares, respectively.

² PIMCO has contractually agreed, through July 31, 2021, to reduce its supervisory and administrative fee for the Fund's I-3 shares by 0.05% of the average daily net assets attributable to I-3 shares of the Fund. This Fee Waiver Agreement renews annually unless terminated by PIMCO upon at least 30 days' prior notice to the end of the contract term.

Example. The Example is intended to help you compare the cost of investing in Institutional Class, I-2, I-3, Class A or Class C shares of the Fund with the costs of investing in other mutual funds. The Example assumes that you invest \$10,000 in the noted class of shares for the time periods indicated, and then redeem all your shares at the end of those periods. The Example also assumes that your investment has a 5% return

each year and that the Fund's operating expenses remain the same. Investors may pay brokerage commissions on their purchases and sales of Institutional Class, I-2 or I-3 shares of the Fund, which are not reflected in the Example. Although your actual costs may be higher or lower, based on these assumptions your costs would be:

If you redeem your shares at the end of each period:

| | 1 Year | 3 Years | 5 Years | 10 Years |
|---------------------|--------|---------|---------|----------|
| Institutional Class | \$56 | \$176 | \$307 | \$689 |
| I-2 | \$66 | \$208 | \$362 | \$810 |
| I-3 | \$72 | \$235 | \$412 | \$926 |
| Class A | \$320 | \$521 | \$739 | \$1,365 |
| Class C | \$227 | \$397 | \$686 | \$1,511 |

If you do not redeem your shares:

| | 1 Year | 3 Years | 5 Years | 10 Years |
|---------|--------|---------|---------|----------|
| Class A | \$320 | \$521 | \$739 | \$1,365 |
| Class C | \$127 | \$397 | \$686 | \$1,511 |

Portfolio Turnover

The Fund pays transaction costs when it buys and sells securities (or "turns over" its portfolio). A higher portfolio turnover rate may indicate higher transaction costs and may result in higher taxes when Fund shares are held in a taxable account. These costs, which are not reflected in the Annual Fund Operating Expenses or in the Example tables, affect the Fund's performance. During the most recent fiscal year, the Fund's portfolio turnover rate was 432% of the average value of its portfolio.

Principal Investment Strategies

The Fund seeks to achieve its investment objective by investing under normal circumstances at least 65% of its total assets in a multi-sector portfolio of Fixed Income Securities of varying maturities, which may be represented by forwards or derivatives such as options, futures contracts or swap agreements. "Fixed Income Instruments" include bonds, debt securities and other similar instruments issued by various U.S. and non-U.S. public- or private-sector entities. The Fund will seek to maintain a high and consistent level of dividend income by investing in a broad array of fixed income sectors and utilizing income efficient implementation strategies. The capital appreciation sought by the Fund generally arises from decreases in interest rates or improving credit fundamentals for a particular sector or security.

The Fund will generally allocate its assets among several investment sectors, without limitation, which may include: (i) high yield securities ("junk bonds") and investment grade corporate bonds of issuers located in the United States and non-U.S. countries, including emerging market countries; (ii) fixed income securities issued by U.S. and non-U.S. governments (including emerging market governments), their agencies and instrumentalities; (iii) mortgage-related and other asset backed securities; and (iv) foreign currencies, including those of emerging market countries. However, the Fund is not required to gain exposure to any one investment sector, and the Fund's exposure to any one investment sector will vary over time. The average portfolio duration of this Fund normally varies from zero

PIMCO Low Duration Income Fund

to three years based on Pacific Investment Management Company LLC's ("PIMCO") market forecasts. Duration is a measure used to determine the sensitivity of a security's price to changes in interest rates. The longer a security's duration, the more sensitive it will be to changes in interest rates.

The Fund may invest up to 30% of its total assets in high yield securities rated below investment grade by Moody's Investors Service, Inc. ("Moody's"), Standard & Poor's Ratings Services ("S&P") or Fitch, Inc. ("Fitch"), or if unrated, as determined by PIMCO (except such 30% limitation shall not apply to the Fund's investments in mortgage- and asset-backed securities). In the event that ratings services assign different ratings to the same security, PIMCO will use the highest rating as the credit rating for that security. In addition, the Fund may invest, without limitation, in securities of foreign issuers and may invest up to 15% of its total assets in securities and instruments that are economically tied to emerging market countries (this limitation does not apply to investment grade sovereign debt denominated in the local currency with less than 1 year remaining to maturity, which means the Fund may invest in such instruments without limitation subject to any applicable legal or regulatory limitation). The Fund will normally limit its foreign currency exposure (from non-U.S. dollar-denominated securities or currencies) to 10% of its total assets.

The Fund may invest, without limitation, in derivative instruments, such as options, futures contracts or swap agreements, or in mortgage- or asset-backed securities, subject to applicable law and any other restrictions described in the Fund's prospectus or Statement of Additional Information. The Fund may purchase or sell securities on a when-issued, delayed delivery or forward commitment basis and may engage in short sales. The Fund may, without limitation, seek to obtain market exposure to the securities in which it primarily invests by entering into a series of purchase and sale contracts or by using other investment techniques (such as buy backs or dollar rolls). The Fund may also invest in contingent convertible securities and up to 10% of its total assets in preferred securities.

Principal Risks

It is possible to lose money on an investment in the Fund. The principal risks of investing in the Fund, which could adversely affect its net asset value, yield and total return are listed below.

Interest Rate Risk: the risk that fixed income securities will decline in value because of an increase in interest rates; a fund with a longer average portfolio duration will be more sensitive to changes in interest rates than a fund with a shorter average portfolio duration

Call Risk: the risk that an issuer may exercise its right to redeem a fixed income security earlier than expected (a call). Issuers may call outstanding securities prior to their maturity for a number of reasons (e.g., declining interest rates, changes in credit spreads and improvements in the issuer's credit quality). If an issuer calls a security that the Fund has invested in, the Fund may not recoup the full amount of its initial investment and may be forced to reinvest in lower-yielding securities, securities with greater credit risks or securities with other, less favorable features

Credit Risk: the risk that the Fund could lose money if the issuer or guarantor of a fixed income security, or the counterparty to a derivative contract, is unable or unwilling, or is perceived (whether by market

participants, rating agencies, pricing services or otherwise) as unable or unwilling, to meet its financial obligations

High Yield Risk: the risk that high yield securities and unrated securities of similar credit quality (commonly known as "junk bonds") are subject to greater levels of credit, call and liquidity risks. High yield securities are considered primarily speculative with respect to the issuer's continuing ability to make principal and interest payments, and may be more volatile than higher-rated securities of similar maturity

Market Risk: the risk that the value of securities owned by the Fund may go up or down, sometimes rapidly or unpredictably, due to factors affecting securities markets generally or particular industries

Issuer Risk: the risk that the value of a security may decline for a reason directly related to the issuer, such as management performance, financial leverage and reduced demand for the issuer's goods or services

Liquidity Risk: the risk that a particular investment may be difficult to purchase or sell and that the Fund may be unable to sell illiquid investments at an advantageous time or price or achieve its desired level of exposure to a certain sector. Liquidity risk may result from the lack of an active market, reduced number and capacity of traditional market participants to make a market in fixed income securities, and may be magnified in a rising interest rate environment or other circumstances where investor redemptions from fixed income funds may be higher than normal, causing increased supply in the market due to selling activity

Derivatives Risk: the risk of investing in derivative instruments (such as futures, swaps and structured securities), including leverage, liquidity, interest rate, market, credit and management risks, and valuation complexity. Changes in the value of a derivative may not correlate perfectly with, and may be more sensitive to market events than, the underlying asset, rate or index, and the Fund could lose more than the initial amount invested. The Fund's use of derivatives may result in losses to the Fund, a reduction in the Fund's returns and/or increased volatility. Over-the-counter ("OTC") derivatives are also subject to the risk that a counterparty to the transaction will not fulfill its contractual obligations to the other party, as many of the protections afforded to centrally-cleared derivative transactions might not be available for OTC derivatives. The primary credit risk on derivatives that are exchange-traded or traded through a central clearing counterparty resides with the Fund's clearing broker, or the clearinghouse. Changes in regulation relating to a mutual fund's use of derivatives and related instruments could potentially limit or impact the Fund's ability to invest in derivatives, limit the Fund's ability to employ certain strategies that use derivatives and/or adversely affect the value of derivatives and the Fund's performance

Equity Risk: the risk that the value of equity securities, such as common stocks and preferred securities, may decline due to general market conditions which are not specifically related to a particular company or to factors affecting a particular industry or industries. Equity securities generally have greater price volatility than fixed income securities

Mortgage-Related and Other Asset-Backed Securities Risk: the risks of investing in mortgage-related and other asset-backed securities, including interest rate risk, extension risk, prepayment risk and credit risk

Foreign (Non-U.S.) Investment Risk: the risk that investing in foreign (non-U.S.) securities may result in the Fund experiencing more rapid and extreme changes in value than a fund that invests exclusively in securities of U.S. companies, due to smaller markets, differing reporting, accounting and auditing standards, increased risk of delayed settlement of portfolio transactions or loss of certificates of portfolio securities, and the risk of unfavorable foreign government actions, including nationalization, expropriation or confiscatory taxation, currency blockage, or political changes or diplomatic developments. Foreign securities may also be less liquid and more difficult to value than securities of U.S. issuers

Emerging Markets Risk: the risk of investing in emerging market securities, primarily increased foreign (non-U.S.) investment risk

Sovereign Debt Risk: the risk that investments in fixed income instruments issued by sovereign entities may decline in value as a result of default or other adverse credit event resulting from an issuer's inability or unwillingness to make principal or interest payments in a timely fashion

Currency Risk: the risk that foreign (non-U.S.) currencies will change in value relative to the U.S. dollar and affect the Fund's investments in foreign (non-U.S.) currencies or in securities that trade in, and receive revenues in, or in derivatives that provide exposure to, foreign (non-U.S.) currencies

Leveraging Risk: the risk that certain transactions of the Fund, such as reverse repurchase agreements, loans of portfolio securities, and the use of when-issued, delayed delivery or forward commitment transactions, or derivative instruments, may give rise to leverage, magnifying gains and losses and causing the Fund to be more volatile than if it had not been leveraged. This means that leverage entails a heightened risk of loss

Management Risk: the risk that the investment techniques and risk analyses applied by PIMCO will not produce the desired results and that actual or potential conflicts of interest, legislative, regulatory, or tax restrictions, policies or developments may affect the investment techniques available to PIMCO and the individual portfolio manager in connection with managing the Fund and may cause PIMCO to restrict or prohibit participation in certain investments. There is no guarantee that the investment objective of the Fund will be achieved

Short Exposure Risk: the risk of entering into short sales, including the potential loss of more money than the actual cost of the investment, and the risk that the third party to the short sale will not fulfill its contractual obligations, causing a loss to the Fund

Distribution Rate Risk: the risk that the Fund's distribution rate may change unexpectedly as a result of numerous factors, including changes in realized and projected market returns, fluctuations in market interest rates, Fund performance and other factors

Contingent Convertible Securities Risk: the risks of investing in contingent convertible securities, including the risk that interest payments will be cancelled by the issuer or a regulatory authority, the risk of ranking junior to other creditors in the event of a liquidation or other bankruptcy-related event as a result of holding subordinated debt, the risk of the Fund's investment becoming further subordinated as a result of conversion from debt to equity, the risk that principal amount due can be written down to a lesser amount, and the general risks applicable to fixed income

investments, including interest rate risk, credit risk, market risk and liquidity risk, any of which could result in losses to the Fund

LIBOR Transition Risk: the risk related to the anticipated discontinuation of the London Interbank Offered Rate ("LIBOR") by the end of 2021. Certain instruments held by the Fund rely in some fashion upon LIBOR. Although the transition process away from LIBOR has become increasingly well-defined in advance of the anticipated discontinuation date, there remains uncertainty regarding the nature of any replacement rate, and any potential effects of the transition away from LIBOR on the Fund or on certain instruments in which the Fund invests can be difficult to ascertain. The transition process may involve, among other things, increased volatility or illiquidity in markets for instruments that currently rely on LIBOR and may result in a reduction in value of certain instruments held by the Fund

Please see "Description of Principal Risks" in the Fund's prospectus for a more detailed description of the risks of investing in the Fund. An investment in the Fund is not a deposit of a bank and is not insured or guaranteed by the Federal Deposit Insurance Corporation or any other government agency.

Performance Information

The performance information shows summary performance information for the Fund in a bar chart and an Average Annual Total Returns table. The information provides some indication of the risks of investing in the Fund by showing changes in its performance from year to year and by showing how the Fund's average annual returns compare with the returns of a broad-based securities market index and an index of similar funds. Absent any applicable fee waivers and/or expense limitations, performance would have been lower. The bar chart shows performance of the Fund's Institutional Class shares. For periods prior to the inception date of I-3 shares (April 27, 2018), performance information shown in the table for that class is based on the performance of the Fund's Institutional Class shares, adjusted to reflect the fees and expenses paid by that class of shares. Performance for Class A and Class C shares in the Average Annual Total Returns table reflects the impact of sales charges. *The Fund's past performance, before and after taxes, is not necessarily an indication of how the Fund will perform in the future.*

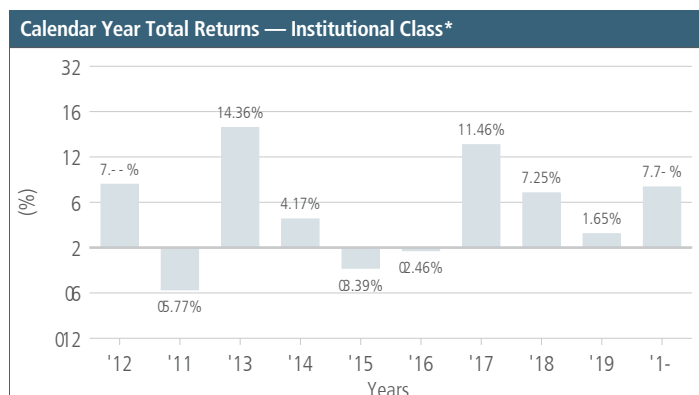
The Fund's primary broad-based securities market index is the Bloomberg Barclays U.S. Aggregate 1-3 Years Index. The Bloomberg Barclays U.S. Aggregate 1-3 Years Index is the 1-3 Year component of the Bloomberg Barclays U.S. Aggregate Index. The Bloomberg Barclays U.S. Aggregate Index represents securities that are SEC-registered, taxable and dollar denominated. The index covers the U.S. investment grade fixed rate bond market, with index components for government and corporate securities, mortgage pass-through securities and asset-backed securities. These major sectors are subdivided into more specific indices that are calculated and reported on a regular basis.

The Lipper Short Investment Grade Debt Funds Average is a total return performance average of funds tracked by Lipper, Inc. that invest at least 65% of their assets in investment-grade debt issues (rated in the top four grades) with dollar-weighted average maturities of less than three years.

Performance for the Fund is updated daily and quarterly and may be obtained as follows: daily and quarterly updates on the net asset value and

PIMCO Low Duration Income Fund

performance page at <https://www.pimco.com/en-us/product-finder>.



*The year-to-date return as of June 30, 2020 is -1.30%. For the periods shown in the bar chart, the highest quarterly return was 6.01% in the Q1 2012, and the lowest quarterly return was -9.28% in the Q3 2011.

Average Annual Total Returns (for periods ended 12/31/19)

| | 1 Year | 5 Years | 10 Years |
|--|--------|---------|----------|
| Institutional Class Return Before Taxes | 6.69% | 4.97% | 4.03% |
| Institutional Class Return After Taxes on Distributions ⁽¹⁾ | 4.66% | 3.20% | 2.27% |
| Institutional Class Return After Taxes on Distributions and Sales of Fund Shares ⁽¹⁾ | 3.94% | 3.01% | 2.32% |
| I-2 Return Before Taxes | 6.58% | 4.87% | 3.93% |
| I-3 Return Before Taxes | 6.54% | 4.85% | 3.93% |
| Class A Return Before Taxes | 3.92% | 4.08% | 3.38% |
| Class C Return Before Taxes | 4.95% | 4.24% | 3.31% |
| Bloomberg Barclays U.S. Aggregate 1-3 Years Index (reflects no deductions for fees, expenses or taxes) | 4.04% | 1.69% | 1.56% |
| Lipper Short Investment Grade Debt Funds Average (reflects no deductions for taxes) | 4.48% | 1.90% | 2.05% |

¹ After-tax returns are calculated using the highest historical individual federal marginal income tax rates and do not reflect the impact of state and local taxes. Actual after-tax returns depend on an investor's tax situation and may differ from those shown, and the after-tax returns shown are not relevant to investors who hold their Fund shares through tax-deferred arrangements, such as 401(k) plans or individual retirement accounts. In some cases the return after taxes may exceed the return before taxes due to an assumed tax benefit from any losses on a sale of Fund shares at the end of the measurement period. After-tax returns are for Institutional Class shares only. After-tax returns for other classes will vary.

Investment Adviser/Portfolio Managers



PIMCO serves as the investment adviser for the Fund. The Fund's portfolio is jointly and primarily managed by Daniel J. Ivascyn, Alfred

Murata and Eve Tournier. Mr. Ivascyn is Group Chief Investment Officer and a Managing Director of PIMCO. Mr. Murata and Ms. Tournier are Managing Directors of PIMCO. Ms. Tournier has managed the Fund since

March 2016. Messrs. Ivascyn and Murata have managed the Fund since May 2016.

Other Important Information Regarding Fund Shares

For important information about purchase and sale of Fund shares, tax information, and payments to broker-dealers and other financial intermediaries, please turn to the "Summary of Other Important Information Regarding Fund Shares" section on page 38 of this prospectus.

Investment Objective

The Fund seeks maximum total return, consistent with prudent investment management.

Fees and Expenses of the Fund

This table describes the fees and expenses that you may pay if you buy and hold shares of the Fund. In addition to the fees and expenses described below, you may also be required to pay brokerage commissions on purchases and sales of Institutional Class, I-2 or I-3 shares of the Fund. You may qualify for sales charge discounts if you and your family invest, or agree to invest in the future, at least \$100,000 in Class A shares of eligible funds offered by PIMCO Equity Series and PIMCO Funds. More information about these and other discounts is available in the "Classes of Shares" section on page 54 of the Fund's prospectus, Appendix B to the Fund's prospectus (Financial Firm-Specific Sales Charge Waivers and Discounts) or from your financial professional.

Shareholder Fees (fees paid directly from your investment):

| | Inst Class | I-2 | I-3 | Class A | Class C |
|--|------------|------|------|---------|---------|
| Maximum Sales Charge (Load) Imposed on Purchases (as a percentage of offering price) | None | None | None | 3.75% | None |
| Maximum Deferred Sales Charge (Load) (as a percentage of the lower of the original purchase price or redemption price) | None | None | None | 1.00% | 1.00% |

Annual Fund Operating Expenses (expenses that you pay each year as a percentage of the value of your investment):

| | Inst Class | I-2 | I-3 | Class A | Class C |
|---|--------------|--------------|--------------|--------------|--------------|
| Management Fees | 0.79% | 0.89% | 0.99% | 0.89% | 0.89% |
| Distribution and/or Service (12b-1) Fees | N/A | N/A | N/A | 0.25% | 1.00% |
| Other Expenses ⁽¹⁾ | 0.01% | 0.01% | 0.01% | 0.01% | 0.01% |
| Acquired Fund Fees and Expenses | 0.08% | 0.08% | 0.08% | 0.08% | 0.08% |
| Total Annual Fund Operating Expenses | 0.88% | 0.98% | 1.08% | 1.23% | 1.98% |
| Fee Waiver and/or Expense Reimbursement ⁽²⁾⁽³⁾ | (0.08%) | (0.08%) | (0.13%) | (0.08%) | (0.08%) |
| Total Annual Fund Operating Expenses After Fee Waiver and/or Expense Reimbursement | 0.80% | 0.90% | 0.95% | 1.15% | 1.90% |

¹ "Other Expenses" include interest expense of 0.01%. Interest expense is borne by the Fund separately from the management fees paid to Pacific Investment Management Company LLC ("PIMCO"). Excluding interest expense, Total Annual Fund Operating Expenses After Fee Waiver and/or Expense Reimbursement are 0.79%, 0.89%, 0.94%, 1.14% and 1.89% for Institutional Class, I-2, I-3, Class A and Class C shares, respectively.

² PIMCO has contractually agreed to waive the Fund's advisory fee and the supervisory and administrative fee in an amount equal to the management fee and administrative services fee, respectively, paid by the PIMCO Capital Securities Fund (Cayman) Ltd. (the "Subsidiary") to PIMCO. The Subsidiary pays PIMCO a management fee and an administrative services fee at the annual rates of 0.49% and 0.20%, respectively, of its net assets. This waiver may not be terminated by PIMCO and will remain in effect for as long as PIMCO's contract with the Subsidiary is in place.

³ PIMCO has contractually agreed, through July 31, 2021, to reduce its supervisory and administrative fee for the Fund's I-3 shares by 0.05% of the average daily net assets attributable to I-3 shares of the Fund. This Fee Waiver Agreement renews annually

unless terminated by PIMCO upon at least 30 days' prior notice to the end of the contract term.

Example. The Example is intended to help you compare the cost of investing in Institutional Class, I-2, I-3, Class A or Class C shares of the Fund with the costs of investing in other mutual funds. The Example assumes that you invest \$10,000 in the noted class of shares for the time periods indicated, and then redeem all your shares at the end of those periods. The Example also assumes that your investment has a 5% return each year and that the Fund's operating expenses remain the same. Investors may pay brokerage commissions on their purchases and sales of Institutional Class, I-2 or I-3 shares of the Fund, which are not reflected in the Example. Although your actual costs may be higher or lower, based on these assumptions your costs would be:

If you redeem your shares at the end of each period:

| | 1 Year | 3 Years | 5 Years | 10 Years |
|---------------------|--------|---------|---------|----------|
| Institutional Class | \$82 | \$273 | \$480 | \$1,077 |
| I-2 | \$92 | \$304 | \$534 | \$1,194 |
| I-3 | \$97 | \$331 | \$583 | \$1,306 |
| Class A | \$488 | \$743 | \$1,018 | \$1,801 |
| Class C | \$293 | \$614 | \$1,060 | \$2,300 |

If you do not redeem your shares:

| | 1 Year | 3 Years | 5 Years | 10 Years |
|---------|--------|---------|---------|----------|
| Class A | \$488 | \$743 | \$1,018 | \$1,801 |
| Class C | \$193 | \$614 | \$1,060 | \$2,300 |

Portfolio Turnover

The Fund pays transaction costs when it buys and sells securities (or "turns over" its portfolio). A higher portfolio turnover rate may indicate higher transaction costs and may result in higher taxes when Fund shares are held in a taxable account. These costs, which are not reflected in the Annual Fund Operating Expenses or in the Example tables, affect the Fund's performance. During the most recent fiscal year, the Fund's portfolio turnover rate was 67% of the average value of its portfolio.

Principal Investment Strategies

The Fund seeks to achieve its investment objective by investing under normal circumstances at least 80% of its assets in a diversified portfolio of preferred securities and Capital Securities. "Capital Securities" include securities issued by U.S. and non-U.S. financial institutions (including, but not limited to, banks and insurance companies) that can be used to satisfy their regulatory capital requirements. Capital Securities may be represented by forwards or derivatives such as options, futures contracts or swap agreements. The Fund will invest under normal circumstances at least 25% of its net assets in preferred securities. Assets not invested in preferred securities or Capital Securities may be invested in other types of Fixed Income Instruments, including derivative Fixed Income Instruments. "Fixed Income Instruments" include bonds, debt securities and other similar instruments issued by various U.S. and non-U.S. public- or private-sector entities. By investing primarily in preferred securities and Capital Securities, the Fund will be subject to Preferred Securities Risk and Capital Securities

PIMCO Preferred and Capital Securities Fund

Risk. In addition, the Fund will concentrate its investments in a group of industries related to banks. The average portfolio duration of the Fund normally varies within two years (plus or minus) of the portfolio duration of the securities comprising the 70% ICE BofAML 8% Constrained Core West Preferred & Jr Subordinated Securities Index (P8JC) and 30% ICE BofAML Contingent Capital Index (COCO), as calculated by Pacific Investment Management Company LLC ("PIMCO"), which as of May 31, 2020 was 4.20 years. Duration is a measure used to determine the sensitivity of a security's price to changes in interest rates. The longer a security's duration, the more sensitive it will be to changes in interest rates.

The Fund will seek to gain exposure to certain newly-issued Regulation S securities through investments in the PIMCO Capital Securities Fund (Cayman) Ltd., a wholly-owned subsidiary of the Fund organized under the laws of the Cayman Islands (the "Subsidiary"). Regulation S securities are securities of U.S. and non-U.S. issuers that are issued through private offerings without registration with the SEC pursuant to Regulation S under the Securities Act of 1933. The Subsidiary is advised by PIMCO, and has the same investment objective as the Fund. As discussed in greater detail elsewhere in the prospectus, the Subsidiary (unlike the Fund) may invest without limitation in Regulation S securities.

The Fund may invest, without limitation, in derivative instruments, such as options, futures contracts or swap agreements, subject to applicable law and any other restrictions described in the Fund's prospectus or Statement of Additional Information. The Fund may purchase or sell securities on a when-issued, delayed delivery or forward commitment basis and may engage in short sales. The Fund may invest, without limitation, in high yield securities ("junk bonds") rated below investment grade by Moody's Investors Services, Inc. ("Moody's"), or equivalently rated by Standard & Poor's Rating Services ("S&P") or Fitch, Inc. ("Fitch"), or if, unrated, determined by PIMCO to be of comparable quality. In the event that ratings services assign different ratings to the same security, PIMCO will use the highest rating as the credit rating for that security. The Fund may invest, without limitation, in securities denominated in foreign (non-U.S.) currencies and in U.S. dollar-denominated securities of foreign (non-U.S.) issuers. The Fund will normally limit its foreign currency exposure (from non-U.S. dollar-denominated securities or currencies) to 10% of its total assets. The Fund may invest, without limitation, in securities and instruments that are economically tied to emerging market countries. The Fund may invest up to 20% of its total assets in common stock. The Fund may also invest in contingent convertible securities.

Principal Risks

It is possible to lose money on an investment in the Fund. The principal risks of investing in the Fund, which could adversely affect its net asset value, yield and total return are listed below.

Interest Rate Risk: the risk that fixed income securities will decline in value because of an increase in interest rates; a fund with a longer average portfolio duration will be more sensitive to changes in interest rates than a fund with a shorter average portfolio duration

Call Risk: the risk that an issuer may exercise its right to redeem a fixed income security earlier than expected (a call). Issuers may call outstanding securities prior to their maturity for a number of reasons (e.g., declining

interest rates, changes in credit spreads and improvements in the issuer's credit quality). If an issuer calls a security that the Fund has invested in, the Fund may not recoup the full amount of its initial investment and may be forced to reinvest in lower-yielding securities, securities with greater credit risks or securities with other, less favorable features

Credit Risk: the risk that the Fund could lose money if the issuer or guarantor of a fixed income security, or the counterparty to a derivative contract, is unable or unwilling, or is perceived (whether by market participants, rating agencies, pricing services or otherwise) as unable or unwilling, to meet its financial obligations

Capital Securities Risk: the risk that the value of securities issued by U.S. and non-U.S. financial institutions that can be used to satisfy their regulatory capital requirements may decline in response to changes in legislation and regulations applicable to financial institutions and financial markets, increased competition, adverse changes in general or industry-specific economic conditions, or unfavorable interest rates. By investing under normal circumstances at least 80% of its assets in a combination of preferred securities and Capital Securities, the Fund will be more susceptible to these risks than a fund that does not invest in Capital Securities to the same extent as the Fund.

Preferred Securities Risk: the risk that preferred securities may be subject to greater credit or other risks than senior debt instruments. In addition, preferred securities are subject to other risks, such as risks related to deferred and omitted distributions, limited voting rights, liquidity, interest rate, regulatory changes and special redemption rights

Concentration in Banking Industries Risk: the risk of concentrating in industries related to banking, including interest rate risk, market risk, the risk of heightened competition and the risk that legislation and other government actions could adversely affect such industries

Contingent Convertible Securities Risk: the risks of investing in contingent convertible securities, including the risk that interest payments will be cancelled by the issuer or a regulatory authority, the risk of ranking junior to other creditors in the event of a liquidation or other bankruptcy-related event as a result of holding subordinated debt, the risk of the Fund's investment becoming further subordinated as a result of conversion from debt to equity, the risk that principal amount due can be written down to a lesser amount, and the general risks applicable to fixed income investments, including interest rate risk, credit risk, market risk and liquidity risk, any of which could result in losses to the Fund

High Yield Risk: the risk that high yield securities and unrated securities of similar credit quality (commonly known as "junk bonds") are subject to greater levels of credit, call and liquidity risks. High yield securities are considered primarily speculative with respect to the issuer's continuing ability to make principal and interest payments, and may be more volatile than higher-rated securities of similar maturity

Market Risk: the risk that the value of securities owned by the Fund may go up or down, sometimes rapidly or unpredictably, due to factors affecting securities markets generally or particular industries

Issuer Risk: the risk that the value of a security may decline for a reason directly related to the issuer, such as management performance, financial leverage and reduced demand for the issuer's goods or services

Liquidity Risk: the risk that a particular investment may be difficult to purchase or sell and that the Fund may be unable to sell illiquid investments at an advantageous time or price or achieve its desired level of exposure to a certain sector. Liquidity risk may result from the lack of an active market, reduced number and capacity of traditional market participants to make a market in fixed income securities, and may be magnified in a rising interest rate environment or other circumstances where investor redemptions from fixed income funds may be higher than normal, causing increased supply in the market due to selling activity

Derivatives Risk: the risk of investing in derivative instruments (such as futures, swaps and structured securities), including leverage, liquidity, interest rate, market, credit and management risks, and valuation complexity. Changes in the value of a derivative may not correlate perfectly with, and may be more sensitive to market events than, the underlying asset, rate or index, and the Fund could lose more than the initial amount invested. The Fund's use of derivatives may result in losses to the Fund, a reduction in the Fund's returns and/or increased volatility. Over-the-counter ("OTC") derivatives are also subject to the risk that a counterparty to the transaction will not fulfill its contractual obligations to the other party, as many of the protections afforded to centrally-cleared derivative transactions might not be available for OTC derivatives. The primary credit risk on derivatives that are exchange-traded or traded through a central clearing counterparty resides with the Fund's clearing broker, or the clearinghouse. Changes in regulation relating to a mutual fund's use of derivatives and related instruments could potentially limit or impact the Fund's ability to invest in derivatives, limit the Fund's ability to employ certain strategies that use derivatives and/or adversely affect the value of derivatives and the Fund's performance

Equity Risk: the risk that the value of equity securities, such as common stocks and preferred securities, may decline due to general market conditions which are not specifically related to a particular company or to factors affecting a particular industry or industries. Equity securities generally have greater price volatility than fixed income securities

Foreign (Non-U.S.) Investment Risk: the risk that investing in foreign (non-U.S.) securities may result in the Fund experiencing more rapid and extreme changes in value than a fund that invests exclusively in securities of U.S. companies, due to smaller markets, differing reporting, accounting and auditing standards, increased risk of delayed settlement of portfolio transactions or loss of certificates of portfolio securities, and the risk of unfavorable foreign government actions, including nationalization, expropriation or confiscatory taxation, currency blockage, or political changes or diplomatic developments. Foreign securities may also be less liquid and more difficult to value than securities of U.S. issuers

Emerging Markets Risk: the risk of investing in emerging market securities, primarily increased foreign (non-U.S.) investment risk

Sovereign Debt Risk: the risk that investments in fixed income instruments issued by sovereign entities may decline in value as a result of default or other adverse credit event resulting from an issuer's inability or unwillingness to make principal or interest payments in a timely fashion

Currency Risk: the risk that foreign (non-U.S.) currencies will change in value relative to the U.S. dollar and affect the Fund's investments in foreign

(non-U.S.) currencies or in securities that trade in, and receive revenues in, or in derivatives that provide exposure to, foreign (non-U.S.) currencies

Leveraging Risk: the risk that certain transactions of the Fund, such as reverse repurchase agreements, loans of portfolio securities, and the use of when-issued, delayed delivery or forward commitment transactions, or derivative instruments, may give rise to leverage, magnifying gains and losses and causing the Fund to be more volatile than if it had not been leveraged. This means that leverage entails a heightened risk of loss

Management Risk: the risk that the investment techniques and risk analyses applied by PIMCO will not produce the desired results and that actual or potential conflicts of interest, legislative, regulatory, or tax restrictions, policies or developments may affect the investment techniques available to PIMCO and the individual portfolio manager in connection with managing the Fund and may cause PIMCO to restrict or prohibit participation in certain investments. There is no guarantee that the investment objective of the Fund will be achieved

Subsidiary Risk: the risk that, by investing in the Subsidiary, the Fund is indirectly exposed to the risks associated with the Subsidiary's investments. The Subsidiary is not registered under the 1940 Act and may not be subject to all the investor protections of the 1940 Act. There is no guarantee that the investment objective of the Subsidiary will be achieved

Regulation S Securities Risk: the risk that Regulation S securities may be less liquid than publicly traded securities and may not be subject to the disclosure and other investor protection requirements that would be applicable if they were publicly traded. Accordingly, Regulation S Securities may involve a high degree of business and financial risk and may result in substantial losses

Short Exposure Risk: the risk of entering into short sales, including the potential loss of more money than the actual cost of the investment, and the risk that the third party to the short sale will not fulfill its contractual obligations, causing a loss to the Fund

LIBOR Transition Risk: the risk related to the anticipated discontinuation of the London Interbank Offered Rate ("LIBOR") by the end of 2021. Certain instruments held by the Fund rely in some fashion upon LIBOR. Although the transition process away from LIBOR has become increasingly well-defined in advance of the anticipated discontinuation date, there remains uncertainty regarding the nature of any replacement rate, and any potential effects of the transition away from LIBOR on the Fund or on certain instruments in which the Fund invests can be difficult to ascertain. The transition process may involve, among other things, increased volatility or illiquidity in markets for instruments that currently rely on LIBOR and may result in a reduction in value of certain instruments held by the Fund

Please see "Description of Principal Risks" in the Fund's prospectus for a more detailed description of the risks of investing in the Fund. An investment in the Fund is not a deposit of a bank and is not insured or guaranteed by the Federal Deposit Insurance Corporation or any other government agency.

Performance Information

The performance information shows summary performance information for the Fund in a bar chart and an Average Annual Total Returns table. The

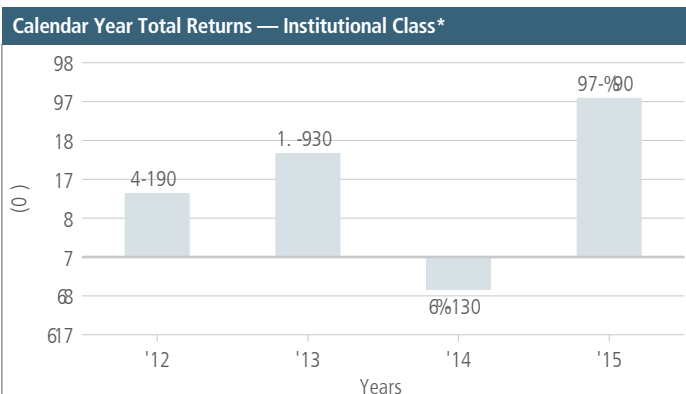
PIMCO Preferred and Capital Securities Fund

information provides some indication of the risks of investing in the Fund by showing changes in its performance from year to year and by showing how the Fund's average annual returns compare with the returns of a broad-based securities market index and an index of similar funds. Absent any applicable fee waivers and/or expense limitations, performance would have been lower. The bar chart shows performance of the Fund's Institutional Class shares. For periods prior to the inception date of I-3 shares (April 27, 2018) and Class C shares (August 23, 2019), performance information shown in the table for that class is based on the performance of the Fund's Institutional Class shares, adjusted to reflect the fees and expenses paid by that class of shares. Performance for Class A shares in the Average Annual Total Returns table reflects the impact of sales charges. *The Fund's past performance, before and after taxes, is not necessarily an indication of how the Fund will perform in the future.*

The Fund's benchmark index is the 70% ICE BofAML 8% Constrained Core West Preferred & Jr Subordinated Securities Index and 30% ICE BofAML Contingent Capital Index. The ICE BofAML 8% Constrained Core West Preferred & Jr Subordinated Securities Index tracks the performance of US dollar denominated high grade and high yield preferred securities and deeply subordinated corporate debt issued in the US domestic market. Qualifying securities must be rated at least B3, based on an average of Moody's, S&P and Fitch and have a country of risk of either the U.S. or a Western European country. Qualifying preferred securities must be issued as public securities or through a Rule 144A filing, must have a fixed or floating dividend schedule and must have a minimum amount outstanding of \$100 million. The ICE BofAML Contingent Capital Index tracks the performance of investment grade and below investment grade contingent capital debt publicly issued in the major domestic and eurobond markets. Qualifying securities must have a capital-dependent conversion feature and must be rated by either Moody's, S&P or Fitch. In addition, qualifying securities must have at least one month remaining term to final maturity and at least 18 months to maturity at point of issuance. For investment grade debt, qualifying currencies and their respective minimum size requirements (in local currency terms) are: AUD 100 million; CAD 100 million; EUR 250 million; JPY 20 billion; GBP 100 million; and USD 250 million. For below investment grade debt, minimum size requirements are CAD 100 million, EUR 100 million, GBP 50 million, or USD 100 million.

Lipper Flexible Income Funds Average is a total return performance average of funds tracked by Lipper, Inc. that emphasizes income generation by investing at least 85% of their assets in debt issues and preferred and convertible securities. Common stocks and warrants cannot exceed 15%.

Performance for the Fund is updated daily and quarterly and may be obtained as follows: daily and quarterly updates on the net asset value and performance page at <https://www.pimco.com/en-us/product-finder>.



*The year-to-date return as of June 30, 2020 is -4.45%. For the periods shown in the bar chart, the highest quarterly return was 6.77% in the Q1 2019, and the lowest quarterly return was -4.49% in the Q4 2018.

Average Annual Total Returns (for periods ended 12/31/19)

| | 1 Year | Since Inception (04/13/2015) |
|---|--------|------------------------------|
| Institutional Class Return Before Taxes | 20.42% | 7.72% |
| Institutional Class Return After Taxes on Distributions ⁽¹⁾ | 18.12% | 5.51% |
| Institutional Class Return After Taxes on Distributions and Sales of Fund Shares ⁽¹⁾ | 12.71% | 5.15% |
| I-2 Return Before Taxes | 20.22% | 7.63% |
| I-3 Return Before Taxes | 20.22% | 7.55% |
| Class A Return Before Taxes | 15.53% | 6.49% |
| Class C Return Before Taxes | 18.12% | 6.55% |
| 70% ICE BofAML 8% Constrained Core West Preferred & Jr Subordinated Securities Index (P8JC) and 30% ICE BofAML Contingent Capital Index (COCO) (reflects no deductions for fees, expenses or taxes) | 18.44% | 6.78% |
| Lipper Flexible Income Funds Average (reflects no deductions for taxes) | 14.08% | 4.80% ⁽²⁾ |

¹ After-tax returns are calculated using the highest historical individual federal marginal income tax rates and do not reflect the impact of state and local taxes. Actual after-tax returns depend on an investor's tax situation and may differ from those shown, and the after-tax returns shown are not relevant to investors who hold their Fund shares through tax-deferred arrangements, such as 401(k) plans or individual retirement accounts. In some cases the return after taxes may exceed the return before taxes due to an assumed tax benefit from any losses on a sale of Fund shares at the end of the measurement period. After-tax returns are for Institutional Class shares only. After-tax returns for other classes will vary.

² The Lipper Average's since inception return is determined from the nearest month-end following the Fund's inception date and not from the actual inception date of the Fund.

Investment Adviser/Portfolio Manager



PIMCO serves as the investment adviser for the Fund. The Fund's portfolio is managed by Philippe Bodereau. Mr. Bodereau is a Managing Director of PIMCO and has managed the Fund since its inception in April 2015.

Other Important Information Regarding Fund Shares

For important information about purchase and sale of Fund shares, tax information, and payments to broker-dealers and other financial intermediaries, please turn to the "Summary of Other Important Information Regarding Fund Shares" section on page 38 of this prospectus.

Investment Objective

The Fund seeks a high level of current income, consistent with prudent investment management.

Fees and Expenses of the Fund

This table describes the fees and expenses that you may pay if you buy and hold shares of the Fund. In addition to the fees and expenses described below, you may also be required to pay brokerage commissions on purchases and sales of Institutional Class or I-2 shares of the Fund. You may qualify for sales charge discounts if you and your family invest, or agree to invest in the future, at least \$100,000 in Class A shares of eligible funds offered by PIMCO Equity Series and PIMCO Funds. More information about these and other discounts is available in the "Classes of Shares" section on page 54 of the Fund's prospectus, Appendix B to the Fund's prospectus (Financial Firm-Specific Sales Charge Waivers and Discounts) or from your financial professional.

Shareholder Fees (fees paid directly from your investment):

| | Inst Class | I-2 | Class A | Class C |
|--|------------|-------|---------|---------|
| Maximum Sales Charge (Load) Imposed on Purchases (as a percentage of offering price) | None | None | 2.25% | None |
| Maximum Deferred Sales Charge (Load) (as a percentage of the lower of the original purchase price or redemption price) | None | None | 1.00% | 1.00% |
| Redemption Fees ⁽¹⁾ | 1.00% | 1.00% | 1.00% | 1.00% |

¹ Shares that are held 30 or fewer calendar days are subject to a redemption fee. The Trust may waive this fee under certain circumstances.

Annual Fund Operating Expenses (expenses that you pay each year as a percentage of the value of your investment):

| | Inst Class | I-2 | Class A | Class C |
|---|--------------|--------------|--------------|--------------|
| Management Fees | 0.70% | 0.80% | 0.75% | 0.75% |
| Distribution and/or Service (12b-1) Fees | N/A | N/A | 0.25% | 1.00% |
| Other Expenses ⁽¹⁾ | 0.05% | 0.05% | 0.05% | 0.05% |
| Total Annual Fund Operating Expenses | 0.75% | 0.85% | 1.05% | 1.80% |

¹ "Other Expenses" include interest expense of 0.05%. Interest expense is borne by the Fund separately from the management fees paid to Pacific Investment Management Company LLC ("PIMCO"). Excluding interest expense, Total Annual Fund Operating Expenses are 0.70%, 0.80%, 1.00% and 1.75% for Institutional Class, I-2, Class A and Class C shares, respectively.

Example. The Example is intended to help you compare the cost of investing in Institutional Class, I-2, Class A or Class C shares of the Fund with the costs of investing in other mutual funds. The Example assumes that you invest \$10,000 in the noted class of shares for the time periods indicated, and then redeem all your shares at the end of those periods. The Example also assumes that your investment has a 5% return each year and that the Fund's operating expenses remain the same. Investors may pay brokerage commissions on their purchases and sales of Institutional Class shares or I-2 shares of the Fund, which are not reflected in the Example. Although your actual costs may be higher or lower, based on these assumptions your costs would be:

If you redeem your shares at the end of each period:

| | 1 Year | 3 Years | 5 Years | 10 Years |
|---------------------|--------|---------|---------|----------|
| Institutional Class | \$77 | \$240 | \$417 | \$930 |
| I-2 | \$87 | \$271 | \$471 | \$1,049 |
| Class A | \$330 | \$552 | \$791 | \$1,479 |
| Class C | \$283 | \$566 | \$975 | \$2,116 |

If you do not redeem your shares:

| | 1 Year | 3 Years | 5 Years | 10 Years |
|---------|--------|---------|---------|----------|
| Class A | \$330 | \$552 | \$791 | \$1,479 |
| Class C | \$183 | \$566 | \$975 | \$2,116 |

Portfolio Turnover

The Fund pays transaction costs when it buys and sells securities (or "turns over" its portfolio). A higher portfolio turnover rate may indicate higher transaction costs and may result in higher taxes when Fund shares are held in a taxable account. These costs, which are not reflected in the Annual Fund Operating Expenses or in the Example tables, affect the Fund's performance. During the most recent fiscal year, the Fund's portfolio turnover rate was 49% of the average value of its portfolio.

Principal Investment Strategies

The Fund seeks to achieve its investment objective by investing under normal circumstances at least 80% of its assets in a diversified portfolio of floating or adjustable rate senior secured loans, senior corporate debt and other senior Fixed Income Instruments that effectively enable the Fund to achieve a floating rate of income. "Fixed Income Instruments" include bank loans, bonds, debt securities and other similar instruments issued by various U.S. and non-U.S. entities.

A senior secured debt security holds a senior position in the issuer's capital structure and is typically secured by collateral such that, under normal circumstances, holders (such as the Fund) enjoy a priority claim to some or all of the issuer's assets in the event of default as compared to other creditors of the issuer. Variable and floating-rate Fixed Income Instruments generally pay interest at rates that adjust whenever a specified interest rate changes and/or reset on predetermined dates (such as the last day of a month or calendar quarter). The Fund may also invest in fixed-rate Fixed Income Instruments, including those with respect to which the Fund has entered into derivative instruments to effectively convert the fixed-rate interest payments into floating-rate interest payments.

The Fund may invest in both investment grade securities and high yield securities ("junk bonds") and may primarily invest its assets in below investment grade securities subject to a maximum of 5% of its total assets in securities rated below Caa by Moody's Investors Service, Inc. ("Moody's"), or equivalently rated by Standard & Poor's Ratings Services ("S&P") or Fitch, Inc. ("Fitch"), or, if unrated, determined by PIMCO to be of comparable quality. In the event that ratings services assign different ratings to the same security, PIMCO will use the highest rating as the credit rating for that security. The Fund may also invest up to 20% of its total assets in securities denominated in foreign currencies and in U.S. dollar-denominated securities of foreign issuers. The Fund may invest up to 10% of its total assets in securities and instruments of issuers economically tied

to emerging market countries (this limitation does not apply to investment grade sovereign debt denominated in the local currency with less than 1 year remaining to maturity, which means the Fund may invest, together with any other investments denominated in foreign currencies, up to 20% of its total assets in such instruments). The Fund will normally limit its foreign currency exposure (from non-U.S. dollar-denominated securities or currencies) to 5% of its total assets.

The Fund may invest in derivative instruments, such as credit default swap and total return swap agreements, interest rate swaps, futures and options, subject to applicable law and any other restrictions described in the prospectus or Statement of Additional Information. The Fund may purchase or sell securities on a when-issued, delayed delivery or forward commitment basis, including currency forwards, and may engage in short sales.

The average portfolio duration of the Fund will normally vary within one year (plus or minus) of the portfolio duration of the securities comprising the J.P. Morgan BB/B Leveraged Loan Index, as calculated by PIMCO, which as of May 31, 2020 was 0.70 years. Duration is a measure used to determine the sensitivity of a security's price to changes in interest rates. The longer a security's duration, the more sensitive it will be to changes in interest rates.

Principal Risks

It is possible to lose money on an investment in the Fund. The principal risks of investing in the Fund, which could adversely affect its net asset value, yield and total return are listed below.

Senior Loan Risk: the risk that investing in senior loans, including bank loans, exposes the Fund to heightened credit risk, call risk, settlement risk and liquidity risk. If an issuer of a senior loan prepays or redeems the loan prior to maturity, the Fund may have to reinvest the proceeds in instruments that pay lower interest rates

Interest Rate Risk: the risk that fixed income securities will decline in value because of an increase in interest rates; a fund with a longer average portfolio duration will be more sensitive to changes in interest rates than a fund with a shorter average portfolio duration

Call Risk: the risk that an issuer may exercise its right to redeem a fixed income security earlier than expected (a call). Issuers may call outstanding securities prior to their maturity for a number of reasons (e.g., declining interest rates, changes in credit spreads and improvements in the issuer's credit quality). If an issuer calls a security that the Fund has invested in, the Fund may not recoup the full amount of its initial investment and may be forced to reinvest in lower-yielding securities, securities with greater credit risks or securities with other, less favorable features

Credit Risk: the risk that the Fund could lose money if the issuer or guarantor of a fixed income security, or the counterparty to a derivative contract, is unable or unwilling, or is perceived (whether by market participants, rating agencies, pricing services or otherwise) as unable or unwilling, to meet its financial obligations

High Yield Risk: the risk that high yield securities and unrated securities of similar credit quality (commonly known as "junk bonds") are subject to greater levels of credit, call and liquidity risks, including the risk that a court will subordinate high yield senior debt to other debt of the issuer or take

other actions detrimental to holders of the senior debt. High yield securities are considered primarily speculative with respect to the issuer's continuing ability to make principal and interest payments, and may be more volatile than higher-rated securities of similar maturity

Market Risk: the risk that the value of securities owned by the Fund may go up or down, sometimes rapidly or unpredictably, due to factors affecting securities markets generally or particular industries

Issuer Risk: the risk that the value of a security may decline for a reason directly related to the issuer, such as management performance, financial leverage and reduced demand for the issuer's goods or services

Liquidity Risk: the risk that a particular investment may be difficult to purchase or sell and that the Fund may be unable to sell illiquid investments at an advantageous time or price or achieve its desired level of exposure to a certain sector. Liquidity risk may result from the lack of an active market, reduced number and capacity of traditional market participants to make a market in fixed income securities, and may be magnified in a rising interest rate environment or other circumstances where investor redemptions from fixed income funds may be higher than normal, causing increased supply in the market due to selling activity

Derivatives Risk: the risk of investing in derivative instruments (such as futures, swaps and structured securities), including leverage, liquidity, interest rate, market, credit and management risks, and valuation complexity. Changes in the value of a derivative may not correlate perfectly with, and may be more sensitive to market events than, the underlying asset, rate or index, and the Fund could lose more than the initial amount invested. The Fund's use of derivatives may result in losses to the Fund, a reduction in the Fund's returns and/or increased volatility. Over-the-counter ("OTC") derivatives are also subject to the risk that a counterparty to the transaction will not fulfill its contractual obligations to the other party, as many of the protections afforded to centrally-cleared derivative transactions might not be available for OTC derivatives. The primary credit risk on derivatives that are exchange-traded or traded through a central clearing counterparty resides with the Fund's clearing broker, or the clearinghouse. Changes in regulation relating to a mutual fund's use of derivatives and related instruments could potentially limit or impact the Fund's ability to invest in derivatives, limit the Fund's ability to employ certain strategies that use derivatives and/or adversely affect the value of derivatives and the Fund's performance

Foreign (Non-U.S.) Investment Risk: the risk that investing in foreign (non-U.S.) securities may result in the Fund experiencing more rapid and extreme changes in value than a fund that invests exclusively in securities of U.S. companies, due to smaller markets, differing reporting, accounting and auditing standards, increased risk of delayed settlement of portfolio transactions or loss of certificates of portfolio securities, and the risk of unfavorable foreign government actions, including nationalization, expropriation or confiscatory taxation, currency blockage, or political changes or diplomatic developments. Foreign securities may also be less liquid and more difficult to value than securities of U.S. issuers

PIMCO Senior Floating Rate Fund

Emerging Markets Risk: the risk of investing in emerging market securities, primarily increased foreign (non-U.S.) investment risk

Sovereign Debt Risk: the risk that investments in fixed income instruments issued by sovereign entities may decline in value as a result of default or other adverse credit event resulting from an issuer's inability or unwillingness to make principal or interest payments in a timely fashion

Leveraging Risk: the risk that certain transactions of the Fund, such as reverse repurchase agreements, loans of portfolio securities, and the use of when-issued, delayed delivery or forward commitment transactions, or derivative instruments, may give rise to leverage, magnifying gains and losses and causing the Fund to be more volatile than if it had not been leveraged. This means that leverage entails a heightened risk of loss

Management Risk: the risk that the investment techniques and risk analyses applied by PIMCO will not produce the desired results and that actual or potential conflicts of interest, legislative, regulatory, or tax restrictions, policies or developments may affect the investment techniques available to PIMCO and the individual portfolio manager in connection with managing the Fund and may cause PIMCO to restrict or prohibit participation in certain investments. There is no guarantee that the investment objective of the Fund will be achieved

Short Exposure Risk: the risk of entering into short sales, including the potential loss of more money than the actual cost of the investment, and the risk that the third party to the short sale will not fulfill its contractual obligations, causing a loss to the Fund

Please see "Description of Principal Risks" in the Fund's prospectus for a more detailed description of the risks of investing in the Fund. An investment in the Fund is not a deposit of a bank and is not insured or guaranteed by the Federal Deposit Insurance Corporation or any other government agency.

LIBOR Transition Risk: the risk related to the anticipated discontinuation of the London Interbank Offered Rate ("LIBOR") by the end of 2021. Certain instruments held by the Fund rely in some fashion upon LIBOR. Although the transition process away from LIBOR has become increasingly well-defined in advance of the anticipated discontinuation date, there remains uncertainty regarding the nature of any replacement rate, and any potential effects of the transition away from LIBOR on the Fund or on certain instruments in which the Fund invests can be difficult to ascertain. The transition process may involve, among other things, increased volatility or illiquidity in markets for instruments that currently rely on LIBOR and may result in a reduction in value of certain instruments held by the Fund

Performance Information

The performance information shows summary performance information for the Fund in a bar chart and an Average Annual Total Returns table. The information provides some indication of the risks of investing in the Fund by showing changes in its performance from year to year and by showing how the Fund's average annual returns compare with the returns of a broad-based securities market index and an index of similar funds. Absent any applicable fee waivers and/or expense limitations performance would have been lower. The bar chart shows performance of the Fund's Institutional Class shares. Performance for Class A and Class C shares in the Average

Annual Total Returns table reflects the impact of sales charges. *The Fund's past performance, before and after taxes, is not necessarily an indication of how the Fund will perform in the future.*

The J.P. Morgan BB/B Leveraged Loan Index is designed to mirror the investable universe of USD institutional leveraged loans, excluding the most aggressively rated loans and non-rated loans. The J.P. Morgan BB/B Leveraged Loan Index is a subset of the broader Leveraged Loan Index, and as such follows all of the same inclusion rules, loan selection methodology and the rebalance process, with the sole exception being the tranche rating criteria. Lipper Loan Participation Funds Average is a total performance average of funds tracked by Lipper, Inc. that invest primarily in participation interests in collateralized senior corporate loans that have floating or variable rates.

Performance for the Fund is updated daily and quarterly and may be obtained as follows: daily and quarterly updates on the net asset value and performance page at <https://www.pimco.com/en-us/product-finder>.

Calendar Year Total Returns — Institutional Class*



*The year-to-date return as of June 30, 2020 is -6.91%. For the periods shown in the bar chart, the highest quarterly return was 4.23% in the Q1 2019, and the lowest quarterly return was -3.64% in the Q4 2018.

Average Annual Total Returns (for periods ended 12/31/19)

| | 1 Year | 5 Years | Since Inception (04/29/2011) |
|---|--------|---------|------------------------------|
| Institutional Class Return Before Taxes | 9.37% | 3.90% | 3.85% |
| Institutional Class Return After Taxes on Distributions ⁽¹⁾ | 7.21% | 2.09% | 2.17% |
| Institutional Class Return After Taxes on Distributions and Sales of Fund Shares ⁽¹⁾ | 5.52% | 2.16% | 2.21% |
| I-2 Return Before Taxes | 9.26% | 3.79% | 3.75% |
| Class A Return Before Taxes | 6.56% | 3.12% | 3.09% |
| Class C Return Before Taxes | 7.24% | 2.82% | 2.78% |
| J.P. Morgan BB/B Leveraged Loan Index (reflects no deductions for fees, expenses or taxes) | 9.03% | 4.66% | 4.36% |
| Lipper Loan Participation Funds Average (reflects no deductions for taxes) | 7.32% | 3.62% | 3.48% ⁽²⁾ |

¹ After-tax returns are calculated using the highest historical individual federal marginal income tax rates and do not reflect the impact of state and local taxes. Actual after-tax returns depend on an investor's tax situation and may differ from those shown, and the after-tax returns shown are not relevant to investors who hold their Fund shares through tax-deferred arrangements, such as 401(k) plans or individual retirement

accounts. In some cases the return after taxes may exceed the return before taxes due to an assumed tax benefit from any losses on a sale of Fund shares at the end of the measurement period. After-tax returns are for Institutional Class shares only. After-tax returns for other classes will vary.

² The Lipper Average's since inception return is determined from the nearest month-end following the Fund's inception date and not from the actual inception date of the Fund.

Investment Adviser/Portfolio Managers



PIMCO serves as the investment adviser for the Fund. The Fund's portfolio is jointly and primarily managed by David Forgash and Michael Levinson. Mr. Forgash is an Executive Vice President of PIMCO, and Mr. Levinson is a Senior

Vice President of PIMCO. Messrs. Forgash and Levinson have jointly and primarily managed the Fund since April 2020.

Other Important Information Regarding Fund Shares

For important information about purchase and sale of Fund shares, tax information, and payments to broker-dealers and other financial intermediaries, please turn to the "Summary of Other Important Information Regarding Fund Shares" section on page 38 of this prospectus.

Summary of Other Important Information Regarding Fund Shares

Purchase and Sale of Fund Shares

Fund shares may be purchased or sold (redeemed) on any business day (normally any day when the New York Stock Exchange ("NYSE") is open). Generally, purchase and redemption orders for Fund shares are processed at the net asset value next calculated after an order is received by the Fund.

Institutional Class, I-2, I-3 and Administrative Class

The minimum initial investment for Institutional Class, I-2, I-3 and Administrative Class shares of the Fund is \$1 million, except that the minimum initial investment may be modified for certain financial firms that submit orders on behalf of their customers.

You may sell (redeem) all or part of your Institutional Class, I-2, I-3 and Administrative Class shares of the Fund on any business day. If you are the registered owner of the shares on the books of the Fund, depending on the elections made on the Account Application, you may sell by:

- Sending a written request by regular mail to:
PIMCO Funds
P.O. Box 219024, Kansas City, MO 64121-9024
or by overnight mail to:
PIMCO Funds c/o DST Asset Manager Solutions, Inc.
430 W. 7th Street, STE 219024, Kansas City, MO 64105-1407
- Calling us at 888.87.PIMCO and a Shareholder Services associate will assist you
- Sending a fax to our Shareholder Services department at 816.421.2861
- Sending an e-mail to piprocess@dstsystems.com

Class A, Class C and Class R

The minimum initial investment for Class A and Class C shares of the Fund is \$1,000. The minimum subsequent investment for Class A and Class C shares is \$50. The minimum initial investment may be modified for certain financial firms that submit orders on behalf of their customers. You may purchase or sell (redeem) all or part of your Class A and Class C shares through a broker-dealer, or other financial firm, or, if you are the registered owner of the shares on the books of the Fund, by regular mail to PIMCO Funds, P.O. Box 219294, Kansas City, MO 64121-9294 or overnight mail to PIMCO Funds, c/o DST Asset Manager Solutions, Inc., 430 W. 7th Street, STE 219294, Kansas City, MO 64105-1407. The Fund reserves the right to require payment by wire or U.S. Bank check in connection with accounts opened directly with the Fund by Account Application.

There is no minimum initial or minimum subsequent investment in Class R shares because Class R shares may only be purchased through omnibus accounts for specified benefit plans. Specified benefit plans that wish to invest directly by mail should send a check payable to the PIMCO Family of Funds, along with a completed Account Application, by regular mail to PIMCO Funds, P.O. Box 219294, Kansas City, MO 64121-9294 or overnight mail to PIMCO Funds, c/o DST Asset Manager Solutions, Inc., 430 W. 7th Street, STE 219294, Kansas City, MO 64105-1407.

Tax Information

The Fund's distributions are generally taxable to you as ordinary income, capital gains, or a combination of the two, unless you are investing through

a tax-deferred arrangement, such as a 401(k) plan or an individual retirement account, in which case distributions may be taxable upon withdrawal.

Payments to Broker-Dealers and Other Financial Firms

If you purchase shares of the Fund through a broker-dealer or other financial firm (such as a bank), the Fund and/or its related companies (including PIMCO) may pay the financial firm for the sale of those shares of the Fund and/or related services. These payments may create a conflict of interest by influencing the broker-dealer or other financial firm and your salesperson to recommend the Fund over another investment. Ask your salesperson or visit your financial firm's Web site for more information.

Description of Principal Risks

The value of your investment in a Fund changes with the values of that Fund's investments. Many factors can affect those values. The factors that are most likely to have a material effect on a particular Fund's portfolio as a whole are called "principal risks." The principal risks of each Fund are identified in the Fund Summaries. The principal risks are described in this section. Each Fund may be subject to additional risks other than those identified and described below because the types of investments made by a Fund can change over time. Securities and investment techniques mentioned in this summary that appear in **bold type** are described in greater detail under "Characteristics and Risks of Securities and Investment Techniques." That section and "Investment Objectives and Policies" in the Statement of Additional Information (the "SAI") also include more information about the Funds, their investments and the related risks. There is no guarantee that a Fund will be able to achieve its investment objective. It is possible to lose money by investing in a Fund.

| Principal Risk | PIMCO Credit Opportunities Bond Fund | PIMCO Diversified Income Fund | PIMCO High Yield Fund | PIMCO High Yield Spectrum Fund |
|--|---|-------------------------------------|--------------------------|--------------------------------------|
| Interest Rate | X | X | X | X |
| Call | X | X | X | X |
| Credit | X | X | X | X |
| Capital Securities | — | — | — | — |
| Preferred Securities | — | — | — | — |
| Concentration in Banking Industries | — | — | — | — |
| Contingent Convertible Securities | — | — | — | — |
| High Yield | X | X | X | X |
| Market | X | X | X | X |
| Issuer | X | X | X | X |
| Liquidity | X | X | X | X |
| Derivatives | X | X | X | X |
| Equity | X | X | X | X |
| Mortgage-Related and Other Asset-Backed Securities | X | X | X | — |
| Foreign (Non-U.S.) Investment | X | X | X | X |
| Emerging Markets | X | X | X | X |
| Sovereign Debt | X | X | X | X |
| Currency | X | X | X | X |
| Leveraging | X | X | X | X |
| Management | X | X | X | X |
| Subsidiary | — | — | — | — |
| Regulation S Securities | — | — | — | — |
| Short Exposure | X | X | X | X |
| Convertible Securities | X | — | — | — |
| Senior Loan | X | — | — | — |
| Distribution Rate | — | — | — | — |
| LIBOR Transition | X | X | X | — |

| Principal Risk | PIMCO Income Fund | PIMCO Long-Term Credit Bond Fund | PIMCO Low Duration Income Fund | PIMCO Preferred and Capital Securities Fund | PIMCO Senior Floating Rate Fund |
|--|----------------------|--|--------------------------------------|---|---------------------------------------|
| Interest Rate | X | X | X | X | X |
| Call | X | X | X | X | X |
| Credit | X | X | X | X | X |
| Capital Securities | — | — | — | X | — |
| Preferred Securities | — | — | — | X | — |
| Concentration in Banking Industries | — | — | — | X | — |
| Contingent Convertible Securities | X | — | X | X | — |
| High Yield | X | X | X | X | X |
| Market | X | X | X | X | X |
| Issuer | X | X | X | X | X |
| Liquidity | X | X | X | X | X |
| Derivatives | X | X | X | X | X |
| Equity | X | X | X | X | — |
| Mortgage-Related and Other Asset-Backed Securities | X | X | X | — | — |
| Foreign (Non-U.S.) Investment | X | X | X | X | X |
| Emerging Markets | X | X | X | X | X |
| Sovereign Debt | X | X | X | X | X |
| Currency | X | X | X | X | — |
| Leveraging | X | X | X | X | X |
| Management | X | X | X | X | X |
| Subsidiary | — | — | — | X | — |
| Regulation S Securities | — | — | — | X | — |
| Short Exposure | X | X | X | X | X |
| Convertible Securities | — | — | — | — | — |
| Senior Loan | — | — | — | — | X |
| Distribution Rate | X | — | X | — | — |
| LIBOR Transition | X | X | X | X | X |

Interest Rate Risk

Interest rate risk is the risk that **fixed income securities** and other instruments in a Fund’s portfolio will decline in value because of an increase in interest rates. As nominal interest rates rise, the value of certain **fixed income securities** held by a Fund is likely to decrease. A nominal interest rate can be described as the sum of a real interest rate and an expected inflation rate. Interest rate changes can be sudden and unpredictable, and the Fund may lose money as a result of movements in interest rates. A Fund may not be able to hedge against changes in interest rates or may choose not to do so for cost or other reasons. In addition, any hedges may not work as intended.

Fixed income securities with longer durations tend to be more sensitive to changes in interest rates, usually making them more volatile than securities with shorter durations. The values of equity and other non-fixed income securities may also decline due to fluctuations in interest rates. **Inflation-indexed bonds**, including Treasury Inflation-Protected Securities (“TIPS”), decline in value when real interest rates rise. In certain interest rate environments, such as when real interest rates are rising faster than nominal interest rates, **inflation-indexed bonds** may experience greater losses than other **fixed income securities** with similar durations.

Variable and floating rate securities generally are less sensitive to interest rate changes but may decline in value if their interest rates do not rise as much, or as quickly, as interest rates in general. Conversely, floating rate securities will not generally increase in value if interest rates decline. Inverse floating rate securities may decrease in value if interest rates increase. Inverse floating rate securities may also exhibit greater price volatility than a fixed rate obligation with similar credit quality. When a Fund holds **variable or floating rate securities**, a decrease (or, in the case of inverse floating rate securities, an increase) in market interest rates will adversely affect the income received from such securities and the net asset value (“NAV”) of the Fund’s shares.

A wide variety of factors can cause interest rates or yields of U.S. Treasury securities (or yields of other types of bonds) to rise (e.g., central bank monetary policies, inflation rates, general economic conditions, etc.). This is especially true under current conditions because interest rates and bond yields are near historically low levels. Thus, the Funds currently face a heightened level of risk associated with rising interest rates and/or bond yields. This could be driven

by a variety of factors, including but not limited to central bank monetary policies, changing inflation or real growth rates, general economic conditions, increasing bond issuances or reduced market demand for low yielding investments.

During periods of very low or negative interest rates, a Fund may be unable to maintain positive returns. Interest rates in the U.S. and many parts of the world, including certain European countries, are at or near historically low levels. Certain European countries have recently experienced negative interest rates on certain **fixed income instruments**. Very low or negative interest rates may magnify interest rate risk. Changing interest rates, including rates that fall below zero, may have unpredictable effects on markets, may result in heightened market volatility and may detract from Fund performance to the extent a Fund is exposed to such interest rates.

Measures such as average **duration** may not accurately reflect the true interest rate sensitivity of a Fund. This is especially the case if the Fund consists of securities with widely varying **durations**. Therefore, if a Fund has an average **duration** that suggests a certain level of interest rate risk, the Fund may in fact be subject to greater interest rate risk than the average would suggest. This risk is greater to the extent the Fund uses leverage or **derivatives** in connection with the management of the Fund.

Convexity is an additional measure used to understand a security's or Fund's interest rate sensitivity. Convexity measures the rate of change of **duration** in response to changes in interest rates. With respect to a security's price, a larger convexity (positive or negative) may imply more dramatic price changes in response to changing interest rates. Convexity may be positive or negative. Negative convexity implies that interest rate increases result in increased **duration**, meaning increased sensitivity in prices in response to rising interest rates. Thus, securities with negative convexity, which may include bonds with traditional call features and certain mortgage-backed securities, may experience greater losses in periods of rising interest rates. Accordingly, if a Fund holds such securities, the Fund may be subject to a greater risk of losses in periods of rising interest rates.

Call Risk

Call risk refers to the possibility that an issuer may exercise its right to redeem a **fixed income security** earlier than expected (a call). Issuers may call outstanding securities prior to their maturity for a number of reasons (e.g., declining interest rates, changes in credit spreads and improvements in the issuer's credit quality). If an issuer calls a security in which a Fund has invested, the Fund may not recoup the full amount of its initial investment and may be forced to reinvest in lower-yielding securities, securities with greater credit risks or securities with other, less favorable features.

Credit Risk

A Fund could lose money if the issuer or guarantor of a **fixed income security** (including a security purchased with securities lending collateral), or the counterparty to a **derivatives** contract, **repurchase agreement** or a **loan of portfolio securities**, is unable or unwilling, or is perceived (whether by market participants, rating agencies, pricing services or otherwise) as unable or unwilling, to make timely principal and/or interest payments, or to otherwise honor its obligations. The downgrade of the credit of a security held by a Fund may decrease its value. Securities are subject to varying degrees of credit risk, which are often reflected in **credit ratings**. Measures such as average credit quality may not accurately reflect the true credit risk of a Fund. This is especially the case if the Fund consists of securities with widely varying **credit ratings**. Therefore, if a Fund has an average **credit rating** that suggests a certain credit quality, the Fund may in fact be subject to greater credit risk than the average would suggest. This risk is greater to the extent the Fund uses leverage or **derivatives** in connection with the management of the Fund. **Municipal bonds** are subject to the risk that litigation, legislation or other political events, local business or economic conditions, or the bankruptcy of the issuer could have a significant effect on an issuer's ability to make payments of principal and/or interest.

Capital Securities Risk

Capital Securities risk is the risk that the Fund's investments in Capital Securities may decline in value in response to developments affecting financial institutions. Financial Institutions can be significantly affected by changes in legislation and regulations applicable to the financial markets. In addition, the Fund may lose money if issuers of Capital Securities become subject to increased competition, adverse changes in general or industry-specific economic conditions, or unfavorable interest rates. Issuers of Capital Securities may be particularly affected by factors such as the availability and cost of capital, rates of corporate and consumer debt defaults, and price competition. The financial sector (both domestic and foreign) has experienced a high degree of volatility in the past. This has resulted in significant regulatory change. These events and the possibility of future market volatility may have an adverse effect on the Fund. While many issuers of Capital Securities are subject to extensive federal and state regulations, and in certain cases federal insurance of deposits, such measures do not provide any guarantees against losses in the securities issued by such companies. By investing under normal circumstances at least 80% of its assets in a combination of preferred securities and Capital Securities, the Fund will be more susceptible to these risks than a fund that does not invest in Capital Securities to the same extent as the Fund.

Preferred Securities Risk

Preferred securities represent an equity interest in a company that generally entitles the holder to receive, in preference to the holders of other securities such as common stocks, dividends and a fixed share of the proceeds resulting from a liquidation of the company. Some preferred securities also entitle their holders to receive additional liquidation proceeds on the same basis as holders of a company's common stock, and thus also represent an ownership interest in that company. Preferred securities may pay fixed or adjustable rates of return.

Preferred and other senior securities may pay fixed or adjustable rates of return. Preferred and other senior securities are subject to issuer-specific and market risks applicable generally to equity securities. In addition, a company's preferred and other senior securities generally pay dividends only after the company makes required payments to holders of its bonds and other debt. For this reason, the value of preferred and other senior securities will usually react more strongly than bonds and other debt to actual or perceived changes in the company's financial condition or prospects.

Preferred securities of smaller companies may be more vulnerable to adverse developments than preferred securities of larger companies.

Preferred securities include certain hybrid securities and other types of preferred securities with different features from those of traditional preferred securities described above. Preferred securities that are hybrid securities possess various features of both debt and traditional preferred securities and as such, they may constitute senior debt, junior debt or preferred shares in an issuer's capital structure. Therefore, unlike traditional preferred securities, hybrid securities may not be subordinate to a company's debt securities.

Preferred securities also include trust preferred securities, which have the characteristics of both subordinated debt and preferred securities. The primary advantage of the structure of trust preferred securities is that they are treated by the financial institution as debt securities for tax purposes and as equity for the calculation of capital requirements. Trust preferred securities typically bear a market rate coupon comparable to interest rates available on debt of a similarly rated issuer. Typical characteristics include long-term maturities, early redemption by the issuer, periodic fixed or variable interest payments, and maturities at face value. The market value of trust preferred securities may be more volatile than those of conventional debt securities. There can be no assurance as to the liquidity of trust preferred securities and the ability of holders, such as a Fund, to sell their holdings.

Concentration in Banking Industries Risk

Industries related to banking are particularly susceptible to interest rate risk, market risk, increased competition and governmental actions (such as legislation and regulation). In addition, financial market volatility and borrowers' financial difficulties may significantly affect the values of the Fund's investments related to issuers in industries related to banking. More generally, market events and conditions, monetary policy and a number of related factors can affect issuers in industries related to banking in similar ways, resulting in relatively correlated price movements in instruments economically tied to such issuers. This can result in increased volatility in the value of the Fund's holdings, and there is the possibility that many of the Fund's holdings may lose value simultaneously.

Contingent Convertible Securities Risk

Contingent convertible securities ("CoCos") have no stated maturity, have fully discretionary coupons and are typically issued in the form of subordinated debt instruments. **CoCos** generally either convert into equity or have their principal written down upon the occurrence of certain triggering events ("triggers") linked to regulatory capital thresholds or regulatory actions relating to the issuer's continued viability. As a result, an investment by the Fund in **CoCos** is subject to the risk that coupon (*i.e.*, interest) payments may be cancelled by the issuer or a regulatory authority in order to help the issuer absorb losses. An investment by the Fund in **CoCos** is also subject to the risk that, in the event of the liquidation, dissolution or winding-up of an issuer prior to a trigger event, the Fund's rights and claims will generally rank junior to the claims of holders of the issuer's other debt obligations. In addition, if **CoCos** held by the Fund are converted into the issuer's underlying equity securities following a trigger event, the Fund's holding may be further subordinated due to the conversion from a debt to equity instrument. Further, the value of an investment in **CoCos** is unpredictable and will be influenced by many factors and risks, including interest rate risk, credit risk, market risk and liquidity risk. An investment by the Fund in **CoCos** may result in losses to the Fund.

High Yield Risk

Funds that invest in **high yield securities** and **unrated securities** of similar credit quality (commonly known as "high yield securities" or "junk bonds") may be subject to greater levels of credit risk, call risk and liquidity risk than funds that do not invest in such securities. These securities are considered predominantly speculative with respect to an issuer's continuing ability to make principal and interest payments, and may be more volatile than other types of securities. An economic downturn or individual corporate developments could adversely affect the market for these securities and reduce a Fund's ability to sell these securities at an advantageous time or price. An economic downturn would generally lead to a higher non-payment rate and, a **high yield security** may lose significant market value before a default occurs. **High yield securities** structured as zero-coupon bonds or pay-in-kind securities tend to be especially volatile as they are particularly sensitive to downward pricing pressures from rising interest rates or widening spreads and may require a Fund to make taxable distributions of imputed income without receiving the actual cash currency. Issuers of **high yield securities** may have the right to "call" or redeem the issue prior to maturity, which may result in a Fund having to reinvest the proceeds in other **high yield securities** or similar instruments that may pay lower interest rates. A Fund may also be subject to greater levels of liquidity risk than funds that do not invest in **high yield securities**. In addition, the **high yield securities** in which a Fund invests may not be listed on any exchange and a secondary market for such securities may be comparatively illiquid relative to markets for other more liquid fixed income securities. Consequently, transactions in **high yield securities** may involve greater costs than transactions in more actively traded securities. A lack of publicly-available information, irregular trading activity and wide bid/ask spreads among other factors, may, in certain circumstances, make high yield debt more difficult to sell at an advantageous time or price than other types of securities or instruments. These factors may result in a Fund being unable to realize full value for these securities and/or may result in a Fund not receiving

the proceeds from a sale of a **high yield security** for an extended period after such sale, each of which could result in losses to a Fund. Because of the risks involved in investing in **high yield securities**, an investment in a Fund that invests in such securities should be considered speculative.

Market Risk

The market price of securities owned by a Fund may go up or down, sometimes rapidly or unpredictably. Securities may decline in value due to factors affecting securities markets generally or particular industries represented in the securities markets. The value of a security may decline due to general market conditions that are not specifically related to a particular company, such as real or perceived adverse economic conditions, changes in the general outlook for corporate earnings, changes in interest or currency rates, adverse changes to credit markets or adverse investor sentiment generally. The value of a security may also decline due to factors that affect a particular industry or industries, such as labor shortages or increased production costs and competitive conditions within an industry. During a general downturn in the securities markets, multiple asset classes may decline in value simultaneously. **Equity securities** generally have greater price volatility than **fixed income securities**. **Credit ratings** downgrades may also negatively affect securities held by the Fund. Even when markets perform well, there is no assurance that the investments held by a Fund will increase in value along with the broader market.

In addition, market risk includes the risk that geopolitical and other events will disrupt the economy on a national or global level. For instance, war, terrorism, market manipulation, government defaults, government shutdowns, political changes or diplomatic developments, public health emergencies (such as the spread of infectious diseases, pandemics and epidemics) and natural/environmental disasters can all negatively impact the securities markets, which could cause the Funds to lose value. These events could reduce consumer demand or economic output, result in market closures, travel restrictions or quarantines, and significantly adversely impact the economy. The current contentious domestic political environment, as well as political and diplomatic events within the United States and abroad, such as the U.S. government's inability at times to agree on a long-term budget and deficit reduction plan, has in the past resulted, and may in the future result, in a government shutdown, which could have an adverse impact on a Fund's investments and operations. Additional and/or prolonged U.S. federal government shutdowns may affect investor and consumer confidence and may adversely impact financial markets and the broader economy, perhaps suddenly and to a significant degree. Governmental and quasi-governmental authorities and regulators throughout the world have previously responded to serious economic disruptions with a variety of significant fiscal and monetary policy changes, including but not limited to, direct capital infusions into companies, new monetary programs and dramatically lower interest rates. An unexpected or sudden reversal of these policies, or the ineffectiveness of these policies, could increase volatility in securities markets, which could adversely affect a Fund's investments. Any market disruptions could also prevent a Fund from executing advantageous investment decisions in a timely manner. Funds that have focused their investments in a region enduring geopolitical market disruption will face higher risks of loss, although the increasing interconnectivity between global economies and financial markets can lead to events or conditions in one country, region or financial market adversely impacting a different country, region or financial market. Thus, investors should closely monitor current market conditions to determine whether a specific Fund meets their individual financial needs and tolerance for risk.

Current market conditions may pose heightened risks with respect to Funds that invest in **fixed income securities**. As discussed more under "Interest Rate Risk," interest rates in the U.S. are at or near historically low levels. Any interest rate increases in the future could cause the value of any Fund that invests in **fixed income securities** to decrease. As such, **fixed income securities** markets may experience heightened levels of interest rate, volatility and liquidity risk. If rising interest rates cause a Fund to lose enough value, the Fund could also face increased shareholder redemptions, which could force the Fund to liquidate investments at disadvantageous times or prices, therefore adversely affecting the Fund and its shareholders.

Exchanges and securities markets may close early, close late or issue trading halts on specific securities or generally, which may result in, among other things, a Fund being unable to buy or sell certain securities or financial instruments at an advantageous time or accurately price its portfolio investments. In addition, a Fund may rely on various third-party sources to calculate its NAV. As a result, a Fund is subject to certain operational risks associated with reliance on service providers and service providers' data sources. In particular, errors or systems failures and other technological issues may adversely impact a Fund's calculations of its NAV, and such NAV calculation issues may result in inaccurately calculated NAVs, delays in NAV calculation and/or the inability to calculate NAVs over extended periods. A Fund may be unable to recover any losses associated with such failures.

Issuer Risk

The value of a security may decline for a number of reasons that directly relate to the issuer, such as management performance, financial leverage and reduced demand for the issuer's goods or services, as well as the historical and prospective earnings of the issuer and the value of its assets. A change in the financial condition of a single issuer may affect securities markets as a whole.

Liquidity Risk

The Securities and Exchange Commission defines liquidity risk as the risk that a Fund could not meet requests to redeem shares issued by the Fund without significant dilution of remaining investors' interests in the Fund. Liquidity risk exists when particular investments are difficult to purchase or sell. **Illiquid investments** are investments that the Fund reasonably expects cannot be sold or disposed of in current market conditions in seven calendar days or less without the sale or disposition significantly changing the market value of the investment. **Illiquid investments** may become harder to value, especially in changing markets. A Fund's investments in **illiquid investments** may reduce the returns of the Fund because it may be unable to sell the **illiquid investments** at an advantageous time or price, or possibly require a Fund to dispose of other investments at unfavorable times or prices in order to satisfy

its obligations, which could prevent the Fund from taking advantage of other investment opportunities. Additionally, the market for certain investments may become illiquid under adverse market or economic conditions independent of any specific adverse changes in the conditions of a particular issuer. Bond markets have consistently grown over the past three decades while the capacity for traditional dealer counterparties to engage in fixed income trading has not kept pace and in some cases has decreased. As a result, dealer inventories of corporate bonds, which provide a core indication of the ability of financial intermediaries to “make markets,” are at or near historic lows in relation to market size. Because market makers seek to provide stability to a market through their intermediary services, the significant reduction in dealer inventories could potentially lead to decreased liquidity and increased volatility in the fixed income markets. Such issues may be exacerbated during periods of economic uncertainty.

In such cases, a Fund, due to regulatory limitations on investments in **illiquid investments** and the difficulty in purchasing and selling such securities or instruments, may be unable to achieve its desired level of exposure to a certain sector. To the extent that a Fund’s principal investment strategies involve securities of companies with smaller market capitalizations, **foreign (non-U.S.) securities**, Rule 144A securities, **Regulation S securities**, illiquid sectors of **fixed income securities**, **derivatives** or securities with substantial market and/or credit risk, the Fund will tend to have the greatest exposure to liquidity risk. Further, **fixed income securities** with longer durations until maturity face heightened levels of liquidity risk as compared to **fixed income securities** with shorter durations until maturity. Finally, liquidity risk also refers to the risk of unusually high redemption requests, redemption requests by certain large shareholders such as institutional investors or asset allocators, or other unusual market conditions that may make it difficult for a Fund to sell investments within the allowable time period to meet redemptions. Meeting such redemption requests could require a Fund to sell securities at reduced prices or under unfavorable conditions, which would reduce the value of the Fund. It may also be the case that other market participants may be attempting to liquidate fixed income holdings at the same time as a Fund, causing increased supply in the market and contributing to liquidity risk and downward pricing pressure.

Certain accounts or PIMCO affiliates may from time to time own (beneficially or of record) or control a significant percentage of a Fund’s shares. Redemptions by these shareholders of their holdings in a Fund may impact the Fund’s liquidity and NAV. These redemptions may also force a Fund to sell securities, which may negatively impact the Fund’s brokerage costs.

Derivatives Risk

Derivatives are financial contracts whose value depends on, or is derived from, the value of an underlying asset, reference rate or index. The various **derivative** instruments that the Funds may use are referenced under “Characteristics and Risks of Securities and Investment Techniques—Derivatives” in this prospectus and described in more detail under “Investment Objectives and Policies” in the SAI. The Funds typically use **derivatives** as a substitute for taking a position in the underlying asset, as part of strategies designed to gain exposure to, for example, issuers, portions of the yield curve, indexes, sectors, currencies, and/or geographic regions, and/or to reduce exposure to other risks, such as interest rate, credit or currency risk. The Funds may also use **derivatives** for leverage, in which case their use would involve leveraging risk, and in some cases, may subject a Fund to the potential for unlimited loss. The use of **derivatives** may cause the Fund’s investment returns to be impacted by the performance of securities the Fund does not own and result in the Fund’s total investment exposure exceeding the value of its portfolio.

A Fund’s use of **derivative** instruments involves risks different from, or possibly greater than, the risks associated with investing directly in securities and other traditional investments. **Derivatives** are subject to a number of risks described elsewhere in this section, such as liquidity risk (which may be heightened for highly-customized **derivatives**), interest rate risk, market risk, credit risk and management risk, as well as risks arising from changes in applicable requirements. They also involve the risk of improper valuation and the risk that changes in the value of a **derivative** instrument may not correlate perfectly with the underlying asset, rate or index. By investing in a **derivative** instrument, the Fund could lose more than the initial amount invested and **derivatives** may increase the volatility of the Fund, especially in unusual or extreme market conditions. Also, suitable **derivative** transactions may not be available in all circumstances and there can be no assurance that a Fund will engage in these transactions to reduce exposure to other risks when that would be beneficial or that, if used, such strategies will be successful. In addition, a Fund’s use of **derivatives** may increase or accelerate the amount of taxes payable by shareholders. Over-the-counter (“OTC”) **derivatives** are also subject to the risk that a counterparty to the transaction will not fulfill its contractual obligations to the other party, as many of the protections afforded to centrally-cleared **derivative** transactions might not be available for OTC derivatives. The primary credit risk on **derivatives** that are exchange-traded or traded through a central clearing counterparty resides with the Fund’s clearing broker, or the clearinghouse.

Participation in the markets for **derivative** instruments involves investment risks and transaction costs to which a Fund may not be subject absent the use of these strategies. The skills needed to successfully execute **derivative** strategies may be different from those needed for other types of transactions. If the Fund incorrectly forecasts the value and/or creditworthiness of securities, currencies, interest rates, counterparties or other economic factors involved in a **derivative** transaction, the Fund might have been in a better position if the Fund had not entered into such **derivative** transaction. In evaluating the risks and contractual obligations associated with particular **derivative** instruments, it is important to consider that certain **derivative** transactions may be modified or terminated only by mutual consent of the Fund and its counterparty. Therefore, it may not be possible for a Fund to modify, terminate, or offset the Fund’s obligations or the Fund’s exposure to the risks associated with a **derivative** transaction prior to its scheduled termination or maturity date, which may create a possibility of increased volatility and/or decreased liquidity to the Fund. In such case, the Fund may lose money.

Because the markets for certain **derivative** instruments (including markets located in foreign countries) are relatively new and still developing, appropriate **derivative** transactions may not be available in all circumstances for risk management or other purposes. Upon the expiration of a particular contract, a Fund may wish to retain its position in the **derivative** instrument by entering into a similar contract, but may be unable to do so if the counterparty to the original contract is unwilling to enter into the new contract and no other appropriate counterparty can be found. When such markets are unavailable, a Fund will be subject to increased liquidity and investment risk.

When a **derivative** is used as a hedge against a position that a Fund holds, any loss generated by the **derivative** generally should be substantially offset by gains on the hedged investment, and vice versa. Although hedging can reduce or eliminate losses, it can also reduce or eliminate gains. Hedges are sometimes subject to imperfect matching between the **derivative** and the underlying instrument, and there can be no assurance that a Fund's hedging transactions will be effective.

The regulation of the **derivatives** markets has increased over the past several years, and additional future regulation of the **derivatives** markets may make **derivatives** more costly, may limit the availability or reduce the liquidity of **derivatives**, or may otherwise adversely affect the value or performance of **derivatives**. Any such adverse future developments could impair the effectiveness or raise the costs of a Fund's **derivative** transactions, impede the employment of the Fund's **derivatives** strategies, or adversely affect the Fund's performance.

Equity Risk

Equity securities represent an ownership interest, or the right to acquire an ownership interest, in an issuer. **Equity securities** also include, among other things, preferred securities, convertible stocks and warrants. The values of **equity securities**, such as common stocks and preferred securities, may decline due to general market conditions which are not specifically related to a particular company, such as real or perceived adverse economic conditions, changes in the general outlook for corporate earnings, changes in interest or currency rates or adverse investor sentiment generally. They may also decline due to factors that affect a particular industry or industries, such as labor shortages or increased production costs and competitive conditions within an industry. **Equity securities** generally have greater price volatility than **fixed income securities**. These risks are generally magnified in the case of equity investments in distressed companies.

Mortgage-Related and Other Asset-Backed Securities Risk

Mortgage-related and other asset-backed securities represent interests in "pools" of mortgages or other assets such as consumer loans or receivables held in trust and often involve risks that are different from or possibly more acute than risks associated with other types of debt instruments. Generally, rising interest rates tend to extend the duration of fixed rate mortgage-related securities, making them more sensitive to changes in interest rates. As a result, in a period of rising interest rates, if a Fund holds mortgage-related securities, it may exhibit additional volatility since individual mortgage holders are less likely to exercise prepayment options, thereby putting additional downward pressure on the value of these securities and potentially causing the Fund to lose money. This is known as extension risk. **Mortgage-backed securities** can be highly sensitive to rising interest rates, such that even small movements can cause an investing Fund to lose value. **Mortgage-backed securities**, and in particular those not backed by a government guarantee, are subject to credit risk. In addition, adjustable and fixed rate mortgage-related securities are subject to prepayment risk. When interest rates decline, borrowers may pay off their mortgages sooner than expected. This can reduce the returns of a Fund because the Fund may have to reinvest that money at the lower prevailing interest rates. A Fund's investments in other asset-backed securities are subject to risks similar to those associated with mortgage-related securities, as well as additional risks associated with the nature of the assets and the servicing of those assets. Payment of principal and interest on asset-backed securities may be largely dependent upon the cash flows generated by the assets backing the securities, and asset-backed securities may not have the benefit of any security interest in the related assets.

Foreign (Non-U.S.) Investment Risk

Certain Funds may invest in **foreign (non-U.S.) securities** and may experience more rapid and extreme changes in value than a Fund that invests exclusively in securities of U.S. issuers or securities that trade exclusively in U.S. markets. The securities markets of many foreign (non-U.S.) countries are relatively small, with a limited number of companies representing a small number of industries. Additionally, issuers of **foreign (non-U.S.) securities** are usually not subject to the same degree of regulation as U.S. issuers. Reporting, accounting and auditing standards of foreign countries differ, in some cases significantly, from U.S. standards. Global economies and financial markets are becoming increasingly interconnected, and conditions and events in one country, region or financial market may adversely impact issuers in a different country, region or financial market. Also, nationalization, expropriation or confiscatory taxation, currency blockage, market disruptions, political changes, security suspensions or diplomatic developments could adversely affect a Fund's investments in a foreign country. In the event of nationalization, expropriation or other confiscation, a Fund could lose its entire investment in **foreign (non-U.S.) securities**. Adverse conditions in a certain region can adversely affect securities of other countries whose economies appear to be unrelated. To the extent that a Fund invests a significant portion of its assets in a specific geographic region, or in securities denominated in a particular foreign (non-U.S.) currency, the Fund will generally have more exposure to regional economic risks including weather emergencies and natural disasters, associated with foreign (non-U.S.) investments. **Foreign (non-U.S.) securities** may also be less liquid and more difficult to value than securities of U.S. issuers.

Emerging Markets Risk

Foreign (non-U.S.) investment risk may be particularly high to the extent a Fund invests in **emerging market securities**. **Emerging market securities** may present market, credit, currency, liquidity, legal, political, technical and other risks different from, and potentially greater than, the risks of investing in securities and instruments economically tied to developed foreign countries. To the extent a Fund invests in **emerging market securities** that are economically tied to a particular region, country or group of countries, the Fund may be more sensitive to adverse political or social events affecting that region, country or group of countries. Economic, business, political, or social instability may affect emerging market securities differently, and often more severely, than developed market securities. A Fund that focuses its investments in multiple asset classes of **emerging market securities** may have a limited ability to mitigate losses in an environment that is adverse to **emerging market securities** in general. **Emerging market securities** may also be more volatile, less liquid and more difficult to value than securities economically tied to developed foreign countries. The systems and procedures for trading and settlement of securities in emerging markets are less developed and less transparent and transactions may take longer to settle. Emerging market countries typically have less established legal, accounting and financial reporting systems than those in more developed markets, which may reduce the scope or quality of financial information available to investors. Governments in emerging market countries are often less stable and more likely to take extra-legal action with respect to companies, industries, assets, or foreign ownership than those in more developed markets. Moreover, it can be more difficult for investors to bring litigation or enforce judgments against issuers in emerging markets or for U.S. regulators to bring enforcement actions against such issuers. Funds may also be subject to Emerging Markets Risk if they invest in **derivatives** or other securities or instruments whose value or return are related to the value or returns of emerging markets securities. Rising interest rates, combined with widening credit spreads, could negatively impact the value of emerging market debt and increase funding costs for foreign issuers. In such a scenario, foreign issuers might not be able to service their debt obligations, the market for emerging market debt could suffer from reduced liquidity, and any investing Funds could lose money. The economy of some emerging markets may be particularly exposed to or affected by a certain industry or sector, and therefore issuers and/or securities of such emerging markets may be more affected by the performance of such industries or sectors.

Sovereign Debt Risk

Sovereign debt risk is the risk that **fixed income instruments** issued by sovereign entities may decline in value as a result of default or other adverse credit event resulting from an issuer's inability or unwillingness to make principal or interest payments in a timely fashion. A sovereign entity's failure to make timely payments on its debt can result from many factors, including, without limitation, insufficient **foreign (non-U.S.) currency** reserves or an inability to sufficiently manage fluctuations in relative currency valuations, an inability or unwillingness to satisfy the demands of creditors and/or relevant supranational entities regarding debt service or economic reforms, the size of the debt burden relative to economic output and tax revenues, cash flow difficulties, and other political and social considerations. The risk of loss to the Fund in the event of a sovereign debt default or other adverse credit event is heightened by the unlikelihood of any formal recourse or means to enforce its rights as a holder of the sovereign debt. In addition, sovereign debt restructurings, which may be shaped by entities and factors beyond the Fund's control, may result in a loss in value of the Fund's sovereign debt holdings.

Currency Risk

If a Fund invests directly in **foreign (non-U.S.) currencies** or in securities that trade in, and receive revenues in, **foreign (non-U.S.) currencies**, or in **derivatives** or other instruments that provide exposure to **foreign (non-U.S.) currencies**, it will be subject to the risk that those currencies will decline in value relative to the U.S. dollar, or, in the case of hedging positions, that the U.S. dollar will decline in value relative to the currency being hedged.

Currency rates in foreign (non-U.S.) countries may fluctuate significantly over short periods of time for a number of reasons, including changes in interest rates, rates of inflation, balance or payments and governmental surpluses or deficits, intervention (or the failure to intervene) by U.S. or foreign (non-U.S.) governments, central banks or supranational entities such as the International Monetary Fund, or by the imposition of currency controls or other political developments in the United States or abroad. As a result, a Fund's investments in foreign currency-denominated securities may reduce the returns of the Fund.

Currency risk may be particularly high to the extent that a Fund invests in **foreign (non-U.S.) currencies** or engages in **foreign currency transactions** that are economically tied to emerging market countries. These currency transactions may present market, credit, currency, liquidity, legal, political and other risks different from, or greater than, the risks of investing in developed **foreign (non-U.S.) currencies** or engaging in **foreign currency transactions** that are economically tied to developed foreign countries.

Leveraging Risk

Certain transactions may give rise to a form of leverage. Such transactions may include, among others, **reverse repurchase agreements**, **loans of portfolio securities** and the use of **when-issued, delayed delivery or forward commitment transactions**. The use of **derivatives** may also create leveraging risk. In accordance with federal securities laws, rules and staff positions, PIMCO will attempt to mitigate the Fund's leveraging risk by segregating or "earmarking" liquid assets or otherwise covering transactions that may give rise to such risk. The Funds also may be exposed to leveraging risk by **borrowing** money for investment purposes. Leverage may cause a Fund to liquidate portfolio positions to satisfy its obligations or to meet segregation requirements when it may not be advantageous to do so. Leverage, including borrowing, may cause a Fund to be more volatile than if the Fund had not been leveraged. This is because leverage tends to exaggerate the effect of any increase or decrease in the value of a Fund's portfolio securities.

Certain types of leveraging transactions, such as **short sales** that are not “against the box,” (i.e., short sales where the Fund does not hold the security or have the right to acquire it without payment of further consideration) could theoretically be subject to unlimited losses in cases where a Fund, for any reason, is unable to close out the transaction. In addition, to the extent a Fund borrows money, interest costs on such borrowings may not be recovered by any appreciation of the securities purchased with the borrowed amounts and could exceed the Fund’s investment returns, resulting in greater losses. Moreover, to make payments of interest and other loan costs, a Fund may be forced to sell portfolio securities when it is not otherwise advantageous to do so.

Management Risk

Each Fund and the Subsidiary are subject to management risk because they are actively managed investment portfolios. PIMCO and each individual portfolio manager will apply investment techniques and risk analysis in making investment decisions for the Funds and the Subsidiary, but there can be no guarantee that these decisions will produce the desired results. Certain securities or other instruments in which a Fund or the Subsidiary seeks to invest may not be available in the quantities desired. In addition, regulatory restrictions, actual or potential conflicts of interest or other considerations may cause PIMCO to restrict or prohibit participation in certain investments. In such circumstances, PIMCO or the individual portfolio managers may determine to purchase other securities or instruments as substitutes. Such substitute securities or instruments may not perform as intended, which could result in losses to the Fund or the Subsidiary. To the extent a Fund employs strategies targeting perceived pricing inefficiencies, arbitrage strategies or similar strategies, it is subject to the risk that the pricing or valuation of the securities and instruments involved in such strategies may change unexpectedly, which may result in reduced returns or losses to the Fund. Each Fund is also subject to the risk that deficiencies in the internal systems or controls of PIMCO or another service provider will cause losses for the Fund or hinder Fund operations. For example, trading delays or errors (both human and systemic) could prevent a Fund from purchasing a security expected to appreciate in value. Additionally, legislative, regulatory, or tax restrictions, policies or developments may affect the investment techniques available to PIMCO and each individual portfolio manager in connection with managing the Funds and may also adversely affect the ability of the Funds to achieve their investment objectives. There also can be no assurance that all of the personnel of PIMCO will continue to be associated with PIMCO for any length of time. The loss of services of one or more key employees of PIMCO could have an adverse impact on the Fund’s and the Subsidiary’s, as applicable, ability to realize its investment objective.

Subsidiary Risk

By investing in the Subsidiary, the PIMCO Preferred and Capital Securities Fund is indirectly exposed to the risks associated with the Subsidiary’s investments. These risks are described elsewhere in this prospectus. There can be no assurance that the investment objective of the Fund or the Subsidiary will be achieved. The Subsidiary is not registered under the Investment Company Act of 1940, as amended (the “1940 Act”), and, unless otherwise noted in this prospectus, is not subject to all the investor protections of the 1940 Act. In addition, changes in the laws of the United States and/or the Cayman Islands could result in the inability of the Fund and/or the Subsidiary to operate as described in this prospectus and the SAI and could adversely affect the Fund. Changes in the laws of the United States and/or the Cayman Islands could adversely affect the performance of the Fund and/or the Subsidiary and result in the Fund underperforming its benchmark index.

Regulation S Securities Risk

Regulation S Securities are offered through private offerings without registration with the SEC pursuant to Regulation S of the Securities Act of 1933.

Regulation S Securities may be relatively less liquid as a result of legal or contractual restrictions on resale. Although **Regulation S Securities** may be resold in privately negotiated transactions, the price realized from these sales could be less than those originally paid by the PIMCO Preferred and Capital Securities Fund. Further, companies whose securities are not publicly traded may not be subject to the disclosure and other investor protection requirements that would be applicable if their securities were publicly traded. Accordingly, **Regulation S Securities** may involve a high degree of business and financial risk and may result in substantial losses.

Short Exposure Risk

A Fund’s **short sales**, if any, are subject to special risks. A **short sale** involves the sale by the Fund of a security that it does not own with the hope of purchasing the same security at a later date at a lower price. A Fund may also enter into a short position through a forward commitment or a short **derivative** position through a futures contract or swap agreement. If the price of the security or **derivative** has increased during this time, then the Fund will incur a loss equal to the increase in price from the time that the **short sale** was entered into plus any transaction costs (i.e., premiums and interest) paid to the broker-dealer to borrow securities. Therefore, **short sales** involve the risk that losses may be exaggerated, potentially losing more money than the actual cost of the investment. By contrast, a loss on a long position arises from decreases in the value of the security and is limited by the fact that a security’s value cannot decrease below zero.

By investing the proceeds received from selling securities short, a Fund could be deemed to be employing a form of leverage, which creates special risks. The use of leverage may increase a Fund’s exposure to long security positions and make any change in the Fund’s NAV greater than it would be without the use of leverage. This could result in increased volatility of returns. There is no guarantee that any leveraging strategy a Fund employs will be successful during any period in which it is employed.

In times of unusual or adverse market, economic, regulatory or political conditions, a Fund may not be able, fully or partially, to implement its short selling strategy. Periods of unusual or adverse market, economic, regulatory or political conditions generally may exist for as long as six months and, in some cases, much longer. Also, there is the risk that the third party to the **short sale** will not fulfill its contractual obligations, causing a loss to the Fund.

Convertible Securities Risk

Convertible securities are fixed income securities, preferred securities or other securities that are convertible into or exercisable for common stock of the issuer (or cash or securities of equivalent value) at either a stated price or a stated rate. The market values of **convertible securities** may decline as interest rates increase and, conversely, may increase as interest rates decline. A **convertible security's** market value, however, tends to reflect the market price of the common stock of the issuing company when that stock price approaches or is greater than the **convertible security's** "conversion price." The conversion price is defined as the predetermined price at which the **convertible security** could be exchanged for the associated stock. As the market price of the underlying common stock declines, the price of the **convertible security** tends to be influenced more by the yield of the **convertible security**. Thus, it may not decline in price to the same extent as the underlying common stock. In the event of a liquidation of the issuing company, holders of **convertible securities** may be paid before the company's common stockholders but after holders of any senior debt obligations of the company. Consequently, the issuer's **convertible securities** generally entail less risk than its common stock but more risk than its debt obligations.

Synthetic **convertible securities** involve the combination of separate securities that possess the two principal characteristics of a traditional convertible security (i.e., an income-producing component and a right to acquire an equity security). Synthetic **convertible securities** are often achieved, in part, through investments in warrants or options to buy common stock (or options on a stock index), and therefore are subject to the risks associated with **derivatives**. The value of a synthetic **convertible security** will respond differently to market fluctuations than a traditional **convertible security** because a synthetic convertible is composed of two or more separate securities or instruments, each with its own market value. Because the convertible component is typically achieved by investing in warrants or options to buy common stock at a certain exercise price, or options on a stock index, synthetic **convertible securities** are subject to the risks associated with derivatives. In addition, if the value of the underlying common stock or the level of the index involved in the convertible component falls below the exercise price of the warrant or option, the warrant or option may lose all value.

Senior Loan Risk

To the extent a Fund invests in senior loans, including bank loans, the Fund may be subject to greater levels of credit risk, call risk, settlement risk and liquidity risk than funds that do not invest in such instruments. These instruments are considered predominantly speculative with respect to an issuer's continuing ability to make principal and interest payments and may be more volatile than other types of investments. An economic downturn or individual corporate developments could adversely affect the market for these instruments and reduce a Fund's ability to sell these instruments at an advantageous time or price. An economic downturn would generally lead to a higher non-payment rate, and a senior loan may lose significant market value before a default occurs. In addition, the senior loans in which a Fund invests may not be listed on any exchange and a secondary market for such loans may be less liquid than markets for other more liquid fixed income securities. Consequently, transactions in senior loans may involve greater costs than transactions in more actively traded instruments. Restrictions on transfers in loan agreements, a lack of publicly-available information, irregular trading activity and wide bid/ask spreads, among other factors, may, in certain circumstances, make senior loans more difficult to value accurately or sell at an advantageous time or price than other types of securities or instruments. These factors may result in a Fund being unable to realize full value for the senior loans and/or may result in a Fund not receiving the proceeds from a sale of a senior loan for an extended period after such sale, each of which could result in losses to a Fund. Senior loans may have extended trade settlement periods, including settlement periods of greater than 7 days, which may result in sale proceeds not being immediately available to a Fund. If an issuer of a senior loan prepays or redeems the loan prior to maturity, a Fund may have to reinvest the proceeds in instruments that pay lower interest rates. Senior loans in which a Fund invests may be collateralized, although the loans may not be fully collateralized and the collateral may be unavailable or insufficient to meet the obligations of the borrower. A Fund may have limited rights to exercise remedies against such collateral or a borrower, and loan agreements may impose certain procedures that delay receipt of the proceeds of collateral or require the Fund to act collectively with other creditors to exercise its rights with respect to a senior loan. Because of the risks involved in investing in senior loans, an investment in a Fund that invests in such instruments should be considered speculative.

Distribution Rate Risk

Although a Fund may seek to maintain a level distribution rate, the Fund's distribution rate may be affected by numerous factors, including but not limited to changes in realized and projected market returns, fluctuations in market interest rates, Fund performance, and other factors. For instance, during periods of low or declining interest rates, the Fund's distributable income and dividend levels may decline for many reasons. There can be no assurance that a change in market conditions or other factors will not result in a change in the Fund's distribution rate or that the rate will be sustainable in the future.

LIBOR Transition Risk

Certain instruments in which a Fund may invest rely in some fashion upon the London Interbank Offered Rate ("LIBOR"). LIBOR is an average interest rate, determined by the ICE Benchmark Administration, that banks charge one another for the use of short-term money. The United Kingdom's Financial Conduct Authority, which regulates LIBOR, has announced plans to phase out the use of LIBOR by the end of 2021. Although the transition process away from LIBOR has become increasingly well-defined in advance of the anticipated discontinuation date, there remains uncertainty regarding the future utilization of

LIBOR and the nature of any replacement rate. Any potential effects of the transition away from LIBOR on a Fund or on certain instruments in which a Fund invests can be difficult to ascertain, and they may vary depending on factors that include, but are not limited to: (i) existing fallback or termination provisions in individual contracts and (ii) whether, how, and when industry participants develop and adopt new reference rates and fallbacks for both legacy and new products and instruments. For example, certain of a Fund's investments may involve individual contracts that have (i) no existing fallback provision or language that contemplates the discontinuation of LIBOR or (ii) inadequate fallback provisions or language that does not contemplate a permanent discontinuation of LIBOR, and those investments could experience increased volatility or reduced liquidity as a result of the transition process. In addition, interest rate provisions included in such contracts may need to be renegotiated in contemplation of the transition away from LIBOR. The transition may also result in a reduction in the value of certain instruments held by a Fund or a reduction in the effectiveness of related Fund transactions such as hedges. In addition, an instrument's transition to a replacement rate could result in variations in the reported yields of a Fund that holds such instrument. Any such effects of the transition away from LIBOR, as well as other unforeseen effects, could result in losses to a Fund.

Disclosure of Portfolio Holdings

Please see "Disclosure of Portfolio Holdings" in the SAI for information about the availability of the complete schedule of each Fund's holdings.

PIMCO Funds

Management of the Funds

Investment Adviser and Administrator

PIMCO serves as the investment adviser and the administrator (serving in its capacity as investment adviser, the "Investment Adviser," and serving in its capacity as administrator, the "Administrator") for the Funds. Subject to the supervision of the Board of Trustees of PIMCO Funds (the "Trust"), PIMCO is responsible for managing the investment activities of the Funds and the Funds' business affairs and other administrative matters. PIMCO also serves as the investment adviser for the Subsidiary.

PIMCO is located at 650 Newport Center Drive, Newport Beach, CA 92660. Organized in 1971, PIMCO provides investment management and advisory services to private accounts of institutional and individual clients and to mutual funds. As of June 30, 2020, PIMCO had approximately \$1.92 trillion in assets under management.

Management Fees

Each Fund pays for the advisory and supervisory and administrative services it requires under what is essentially an all-in fee structure. The Management Fees shown in the Annual Fund Operating Expenses tables reflect both an advisory fee and a supervisory and administrative fee. For the fiscal year ended March 31, 2020, the Funds paid monthly Management Fees to PIMCO at the following annual rates (stated as a percentage of the average daily net assets attributable to each class's shares taken separately):

| Fund Name | Management Fees | | | | | | |
|---|-----------------|-------|----------------------|-------------|----------------------|---------|---------|
| | Inst Class | I-2 | I-3 | Admin Class | Class A | Class C | Class R |
| PIMCO Credit Opportunities Bond Fund | 0.90% | 1.00% | 1.10% ⁽¹⁾ | N/A | 1.05% | 1.05% | N/A |
| PIMCO Diversified Income Fund | 0.75% | 0.85% | 0.95% | 0.75% | 0.90% | 0.90% | N/A |
| PIMCO High Yield Fund | 0.55% | 0.65% | 0.75% | 0.55% | 0.65% | 0.65% | 0.65% |
| PIMCO High Yield Spectrum Fund | 0.60% | 0.70% | 0.80% | N/A | 0.70% | 0.70% | N/A |
| PIMCO Income Fund | 0.50% | 0.60% | 0.70% | 0.50% | 0.65% | 0.65% | 0.65% |
| PIMCO Long-Term Credit Bond Fund | 0.55% | 0.65% | N/A | N/A | 0.70% ⁽¹⁾ | N/A | N/A |
| PIMCO Low Duration Income Fund | 0.50% | 0.60% | 0.70% | N/A | 0.65% | 0.65% | N/A |
| PIMCO Preferred and Capital Securities Fund | 0.79% | 0.89% | 0.99% | N/A | 0.89% | 0.89% | N/A |
| PIMCO Senior Floating Rate Fund | 0.70% | 0.80% | N/A | N/A | 0.75% | 0.75% | N/A |

¹ This share class was not operational during the fiscal year ended March 31, 2020.

- **Advisory Fee.** Each Fund pays PIMCO fees in return for providing investment advisory services. For the fiscal year ended March 31, 2020, the Funds paid monthly advisory fees to PIMCO at the following annual rates (stated as a percentage of the average daily net assets of each Fund taken separately):

| Fund Name | Advisory Fees All Classes ⁽¹⁾ |
|---|--|
| PIMCO Credit Opportunities Bond Fund | 0.60% |
| PIMCO Diversified Income Fund | 0.45% |
| PIMCO High Yield Fund | 0.25% |
| PIMCO High Yield Spectrum Fund | 0.30% |
| PIMCO Income Fund | 0.25% |
| PIMCO Long-Term Credit Bond Fund | 0.30% |
| PIMCO Low Duration Income Fund | 0.30% |
| PIMCO Preferred and Capital Securities Fund | 0.44% |
| PIMCO Senior Floating Rate Fund | 0.40% |

¹ For details regarding changes to this rate within the last 5 years, please see the footnote disclosures for the Funds in the Financial Highlights section beginning on page 90.

A discussion of the basis for the Board of Trustees' approval of the Funds' investment advisory contract is available in the Funds' Semi-Annual Report to shareholders for the fiscal half-year ended September 30, 2019.

As discussed in its "Principal Investments and Strategies" section, the PIMCO Preferred and Capital Securities Fund may pursue its investment objective by investing in its Subsidiary. The Subsidiary has entered into a separate contract with PIMCO whereby PIMCO provides investment advisory and other services to the Subsidiary. In consideration of these services, the Subsidiary pays PIMCO a management fee and an administrative services fee at the annual rates of 0.49% and 0.20%, respectively. PIMCO has contractually agreed to waive the advisory fee and the supervisory and administrative fee it receives from the

PIMCO Preferred and Capital Securities Fund in an amount equal to the management fee and administrative services fee, respectively, paid to PIMCO by the Subsidiary. This waiver may not be terminated by PIMCO and will remain in effect for as long as PIMCO's contract with the Subsidiary is in place.

- **Supervisory and Administrative Fee.** Each Fund pays for the supervisory and administrative services it requires under what is essentially an all-in fee structure. Shareholders of each Fund pay a supervisory and administrative fee to PIMCO, computed as a percentage of the Fund's assets attributable in the aggregate to that class of shares. PIMCO, in turn, provides or procures supervisory and administrative services for shareholders and also bears the costs of various third-party services required by the Funds, including audit, custodial, portfolio accounting, legal, transfer agency and printing costs. The Funds bear other expenses which are not covered under the supervisory and administrative fee which may vary and affect the total level of expenses paid by the shareholders, such as taxes and governmental fees, brokerage fees, commissions and other transaction expenses, organizational expenses, costs of borrowing money, including interest expenses, extraordinary expenses (such as litigation and indemnification expenses) and fees and expenses of the Trust's Independent Trustees and their counsel. PIMCO generally earns a profit on the supervisory and administrative fee paid by the Funds. Also, under the terms of the supervision and administration agreement, PIMCO, and not Fund shareholders, would benefit from any price decreases in third-party services, including decreases resulting from an increase in net assets.

For the fiscal year ended March 31, 2020, the Funds paid PIMCO monthly supervisory and administrative fees at the following annual rates (stated as a percentage of the average daily net assets attributable in the aggregate to each class's shares taken separately):

| Fund Name | Supervisory and Administrative Fees ⁽¹⁾ | | | | | | |
|---|--|-------|----------------------|-------------|----------------------|---------|---------|
| | Inst Class | I-2 | I-3 | Admin Class | Class A | Class C | Class R |
| PIMCO Credit Opportunities Bond Fund | 0.30% | 0.40% | 0.50% ⁽²⁾ | N/A | 0.45% | 0.45% | N/A |
| PIMCO Diversified Income Fund | 0.30% | 0.40% | 0.50% | 0.30% | 0.45% | 0.45% | N/A |
| PIMCO High Yield Fund | 0.30% | 0.40% | 0.50% | 0.30% | 0.40% | 0.40% | 0.40% |
| PIMCO High Yield Spectrum Fund | 0.30% | 0.40% | 0.50% | N/A | 0.40% | 0.40% | N/A |
| PIMCO Income Fund | 0.25% | 0.35% | 0.45% | 0.25% | 0.40% | 0.40% | 0.40% |
| PIMCO Long-Term Credit Bond Fund | 0.25% | 0.35% | N/A | N/A | 0.40% ⁽²⁾ | N/A | N/A |
| PIMCO Low Duration Income Fund | 0.20% | 0.30% | 0.40% | N/A | 0.35% | 0.35% | N/A |
| PIMCO Preferred and Capital Securities Fund | 0.35% | 0.45% | 0.55% | N/A | 0.45% | 0.45% | N/A |
| PIMCO Senior Floating Rate Fund | 0.30% | 0.40% | N/A | N/A | 0.35% | 0.35% | N/A |

¹ For details regarding changes to this rate within the last 5 years, please see the footnote disclosures for the Funds in the Financial Highlights section beginning on page 90.

² This share class was not operational during the fiscal year ended March 31, 2020.

Expense Limitation Agreement

PIMCO has contractually agreed through July 31, 2021 to waive a portion of each Fund's supervisory and administrative fees, or reimburse the Fund, to the extent that the Fund's organizational expenses, pro rata share of expenses related to obtaining or maintaining a Legal Entity Identifier and pro rata share of Trustee fees exceed 0.0049% (the "Expense Limit") (calculated as a percentage of average daily net assets attributable to each class). The Expense Limitation Agreement will automatically renew for one-year terms unless PIMCO provides written notice to the Trust at least 30 days prior to the end of the then current term. In any month in which the supervision and administration agreement is in effect, PIMCO is entitled to reimbursement by each Fund of any portion of the supervisory and administrative fee waived or reimbursed as set forth above (the "Reimbursement Amount") during the previous thirty-six months from the time of the waiver, provided that such amount paid to PIMCO will not: 1) together with any organizational expenses, pro rata share of expenses related to obtaining or maintaining a Legal Entity Identifier and pro rata Trustee fees, exceed, for such month, the Expense Limit (or the amount of the expense limit in place at the time the amount being recouped was originally waived if lower than the Expense Limit); 2) exceed the total Reimbursement Amount; or 3) include any amounts previously reimbursed to PIMCO.

Fee Waiver Agreement

PIMCO has contractually agreed, through July 31, 2021, to waive its supervisory and administrative fee for I-3 shares by 0.05% of the average daily net assets attributable to I-3 shares of each of PIMCO Credit Opportunities Bond Fund, PIMCO Diversified Income Fund, PIMCO High Yield Fund, PIMCO High Yield Spectrum Fund, PIMCO Income Fund, PIMCO Low Duration Income Fund and PIMCO Preferred and Capital Securities Fund. This Fee Waiver Agreement will automatically renew for one-year terms unless PIMCO provides written notice to the Trust at least 30 days prior to the end of the then current term.

Individual Portfolio Managers

The following individuals have primary responsibility for managing each of the noted Funds.

| Fund Name | Portfolio Manager | Since | Recent Professional Experience |
|---|-------------------|-----------------------|--|
| PIMCO Income | Joshua Anderson | 7/18 | Managing Director, PIMCO. Mr. Anderson is a portfolio manager focusing on global structured credit investments. Prior to joining PIMCO in 2003, he was an analyst at Merrill Lynch covering both the residential ABS and collateralized debt obligation sectors and was ranked as one of the top analysts by Institutional Investor magazine. He was previously a portfolio manager at Merrill Lynch Investment Managers. |
| PIMCO Preferred and Capital Securities | Philippe Bodereau | 4/15* | Managing Director and global head of financial research. Mr. Bodereau is also the lead analyst for global financial institutions. Prior to joining PIMCO in 2004, he was a senior banking analyst at Société Générale in London and Paris. Mr. Bodereau started his career at J.P. Morgan in 1996, where he held various positions in the private banking and global markets divisions in Brussels and London. Mr. Bodereau has investment experience since 1996 and holds a master's degree in finance from French business school EDHEC. |
| PIMCO Diversified Income PIMCO Low Duration Income | Eve Tournier | 3/16 3/16 | Managing Director, PIMCO. Ms. Tournier joined PIMCO in 2008 and is a portfolio manager focusing on corporate bonds and loans. Prior to joining PIMCO, she was a managing director and European head of high yield credit trading with Deutsche Bank, where she spent eight years. |
| PIMCO High Yield PIMCO High Yield Spectrum | Andrew Jessop | 1/10 9/10* | Managing Director, PIMCO. Mr. Jessop joined PIMCO in 2009, as a senior portfolio manager and head of the high yield team. Prior to joining PIMCO, he was a managing director, portfolio manager and co-head of the high yield group at Goldman Sachs Asset Management, where he spent twelve years. |
| PIMCO Diversified Income PIMCO Income PIMCO Low Duration Income | Daniel J. Ivascyn | 5/16 3/07* 5/16 | Group Chief Investment Officer and Managing Director, PIMCO. Mr. Ivascyn joined PIMCO in 1998, previously having been associated with Bear Stearns in the asset backed securities group as well as T. Rowe Price and Fidelity Investments. |
| PIMCO Diversified Income PIMCO Income PIMCO Low Duration Income | Alfred Murata | 5/16 3/13 5/16 | Managing Director, PIMCO. Mr. Murata is a portfolio manager on the mortgage credit team. Prior to joining PIMCO in 2001, he researched and implemented exotic equity and interest rate derivatives at Nikko Financial Technologies. |
| PIMCO Credit Opportunities Bond PIMCO Long-Term Credit Bond | Mark Kiesel | 8/11* 3/09* | CIO Global Credit and Managing Director, PIMCO. Mr. Kiesel is a portfolio manager and a senior member of PIMCO's investment strategy group. He has served as a portfolio manager, head of equity derivatives and as a senior Credit Analyst since joining PIMCO in 1996. |
| PIMCO Credit Opportunities Bond | Christian Stracke | 10/16 | Managing Director, PIMCO. Mr. Stracke is a member of the Investment Committee and global head of the credit research group. The group covers all levels of the debt capital structure for targeted industries, including investment grade and high yield bonds, bank debt and convertibles. He also contributes to the analysis, portfolio construction and management of the firm's opportunistic corporate credit and mortgage and real estate-related strategies. Prior to joining PIMCO in 2008, he was a senior credit strategist at CreditSights and also held positions as head of Latin America fixed income strategy with Commerzbank Securities and head of Latin America local markets strategy with Deutsche Bank. He has investment experience since 1997 and holds an undergraduate degree from the University of Chicago. |
| PIMCO Long-Term Credit Bond | Mohit Mittal | 10/16 | Managing Director, PIMCO. He manages investment grade credit, total return and unconstrained bond portfolios and is a member of the Americas Portfolio Committee. Previously, he was a specialist on PIMCO's interest rates and derivatives desk. Mr. Mittal joined PIMCO in 2007 and holds an MBA in finance from the Wharton School of the University of Pennsylvania and an undergraduate degree in computer science from Indian Institute of Technology (IIT) in Delhi, India. |
| PIMCO Senior Floating Rate | David Forgash | 4/20 | Mr. Forgash is a portfolio manager and head of global leveraged loans. In addition to being the lead portfolio manager for leveraged loans, he is also a member of the high yield and multi-sector credit teams. Prior to joining PIMCO in 2018, he was a senior portfolio manager at Millennium Capital Partners, investing across European credit. Previously, he was an executive director of European credit trading at Morgan Stanley, a managing director of U.S. credit trading at Greenwich Capital and a vice president in credit trading at Lehman Brothers. He has investment experience since 1994 and holds an MBA from the Stern School of Business at New York University. He received an undergraduate degree in economics from the University of Delaware. |

| Fund Name | Portfolio Manager | Since | Recent Professional Experience |
|---|-------------------|----------------------|---|
| PIMCO Senior Floating Rate | Michael Levinson | 4/20 | Mr. Levinson is a leveraged finance portfolio manager and member of the income portfolio management team in the Newport Beach office. He joined the leveraged finance team in 2012 after two years as a credit analyst. Prior to joining PIMCO in 2009, he was a leveraged finance research analyst at Credit Suisse. He has investment experience since 2008 and holds an undergraduate degree from the United States Naval Academy. |
| PIMCO Diversified Income PIMCO High Yield PIMCO High Yield Spectrum | Sonali Pier | 2/17 7/19 7/19 | Executive Vice President, PIMCO. Ms. Pier is a portfolio manager focusing on multi-sector credit opportunities. Prior to joining PIMCO in 2013, she was a senior credit trader at J.P. Morgan, trading cash, recovery and credit default swaps across various sectors. She has investment experience since 2003 and holds an undergraduate degree in economics from Princeton University. |

* Inception of the Fund.

Please see the SAI for additional information about other accounts managed by the portfolio managers, the portfolio managers' compensation and the portfolio managers' ownership of shares of the Funds.

The Trustees are responsible generally for overseeing the management of the Trust. The Trustees authorize the Trust to enter into service agreements with the Investment Adviser, the Distributor (as defined below), the Administrator and other service providers in order to provide, and in some cases authorize service providers to procure through other parties, necessary or desirable services on behalf of the Trust and the Funds. Shareholders are not parties to or third-party beneficiaries of such service agreements. Neither this prospectus nor summary prospectus, the Trust's SAI, any contracts filed as exhibits to the Trust's registration statement, nor any other communications, disclosure documents or regulatory filings from or on behalf of the Trust or a Fund creates a contract between or among any shareholder of a Fund, on the one hand, and the Trust, a Fund, a service provider to the Trust or a Fund, and/or the Trustees or officers of the Trust, on the other hand. The Trustees (or the Trust and its officers, service providers or other delegates acting under authority of the Trustees) may amend this, or use a new prospectus, summary prospectus or SAI with respect to a Fund or the Trust, and/or amend, file and/or issue any other communications, disclosure documents or regulatory filings, and may amend or enter into any contracts to which the Trust or a Fund is a party, and interpret the investment objective(s), policies, restrictions and contractual provisions applicable to any Fund, without shareholder input or approval, except in circumstances in which shareholder approval is specifically required by law (such as changes to fundamental investment policies) or where a shareholder approval requirement is specifically disclosed in the Trust's then-current prospectus or SAI.

Distributor

The Trust's Distributor is PIMCO Investments LLC (the "Distributor"). The Distributor, located at 1633 Broadway, New York, NY 10019, is a broker-dealer registered with the Securities and Exchange Commission ("SEC"). Please note all direct account requests or inquiries should be mailed to the Trust's transfer agent at P.O. Box 219294, Kansas City, MO 64121-9294 and should not be mailed to the Distributor.

Classes of Shares

Class A, Class C, Class R, Institutional Class, I-2, I-3 and Administrative Class shares of the Funds are offered in this prospectus. Each share class represents an investment in the same Fund, but each class has its own expense structure and arrangements for shareholder services or distribution, which allows you to choose the class that best fits your situation and eligibility requirements.

The class of shares that is best for you depends upon a number of factors, including the amount and the intended length of your investment, the expenses borne by each class, which are detailed in the fee table and example at the front of this prospectus, any initial sales charge or contingent deferred sales charge ("CDSC") applicable to a class and whether you qualify for any reduction or waiver of sales charges, and the availability of the share class for purchase by you. Certain classes have higher expenses than other classes, which may lower the return on your investment when compared to a less expensive class. Individual investors can generally invest in Class A and Class C shares. Class C shares of each Fund will automatically convert into Class A shares of the same Fund after they have been held for ten years. In addition, any Class C shares held in Orphaned Accounts (as defined below) will automatically convert into Class A shares of the same Fund. Certain shareholder accounts are maintained with the Trust's Transfer Agent and list a broker-dealer of record ("Prior Broker-Dealer of Record") other than the Distributor, and if, subsequently, such Prior Broker-Dealer of Record resigns from the account resulting in such account being held directly with the Trust and the Distributor becoming the default dealer of record for such account, then such account would be referred to as an "Orphaned Account." These automatic conversions will be executed without any sales charge, fee or other charge. After such a conversion takes place, the shares will be subject to all features and expenses of Class A shares. Only certain investors may purchase Institutional Class, I-2, I-3, Administrative Class and Class R shares.

The availability of sales charge waivers and discounts may depend on whether you purchase Fund shares directly from the Distributor or a financial firm. More information regarding sales charge waivers and discounts is summarized below.

The following summarizes key information about each class to help you make your investment decision, including the various expenses associated with each class and the payments made to financial firms for distribution and other services. More information about the Trust's multi-class arrangements is included in the SAI and can be obtained free of charge by visiting pimco.com or by calling 888.87.PIMCO.

Sales Charges

Initial Sales Charges — Class A Shares

This section includes important information about sales charge reduction programs available to investors in Class A shares of the Funds and describes information or records you may need to provide to the Distributor or your financial firm in order to be eligible for sales charge reduction programs.

Unless you are eligible for a waiver, the public offering price you pay when you buy Class A shares of the Funds is the NAV of the shares plus an initial sales charge. The initial sales charge varies depending upon the size of your purchase, as set forth below. No sales charge is imposed where Class A shares are issued to you pursuant to the automatic reinvestment of income dividends or capital gains distributions. For investors investing in Class A shares of the Funds through a financial firm, it is the responsibility of the financial firm to ensure that you obtain the proper "breakpoint" discount.

PIMCO Low Duration Income and PIMCO Senior Floating Rate Funds — Class A shares

| Amount of Purchase | Initial Sales Charge as % of Public Offering Price | Initial Sales Charge as % of Net Amount Invested |
|-------------------------------|--|--|
| Under \$100,000 | 2.25% | 2.30% |
| \$100,000 but under \$250,000 | 1.25% | 1.27% |
| \$250,000 + | 0.00%* | 0.00%* |

* As shown, investors that purchase \$250,000 or more of the Fund's Class A shares will not pay any initial sales charge on the purchase. However, unless eligible for a waiver, certain purchasers of \$250,000 or more of Class A shares may be subject to a contingent deferred sales charge of 1.00% if the shares are redeemed during the first 12 months after their purchase. See "Contingent Deferred Sales Charges - Class A Shares" below.

All other Funds — Class A Shares

| Amount of Purchase | Initial Sales Charge as % of Public Offering Price | Initial Sales Charge as % of Net Amount Invested |
|---------------------------------|--|--|
| Under \$100,000 | 3.75% | 3.90% |
| \$100,000 but under \$250,000 | 3.25% | 3.36% |
| \$250,000 but under \$500,000 | 2.25% | 2.30% |
| \$500,000 but under \$1,000,000 | 1.75% | 1.78% |
| \$1,000,000 + | 0.00% ⁽¹⁾ | 0.00%* |

¹ As shown, investors that purchase \$1,000,000 or more of the Fund's Class A shares will not pay any initial sales charge on the purchase. However, unless eligible for a waiver, certain purchasers of \$1,000,000 or more of Class A shares may be subject to a CDSC of 1.00% if the shares are redeemed during the first 12 months after their purchase. See "Contingent Deferred Sales Charges – Class A Shares" below.

Investors in the Funds may reduce or eliminate sales charges applicable to purchases of Class A shares through utilization of the Combined Purchase Privilege, Right of Accumulation (Cumulative Quantity Discount), Letter of Intent or Reinstatement Privilege. These programs, which apply to purchases of one or more funds that are series of the Trust or PIMCO Equity Series that offer Class A shares (other than the PIMCO Government Money Market Fund) (collectively, "Eligible Funds"), are summarized below and are described in greater detail in the SAI.

Combined Purchase Privilege and Right of Accumulation (Breakpoints). A Qualifying Investor (as defined below) may qualify for a reduced sales charge on Class A shares by combining concurrent purchases of the Class A shares of one or more Eligible Funds into a single purchase (the "Combined Purchase Privilege"). In addition, a Qualifying Investor may obtain a reduced sales charge on Class A shares by adding the purchase

value of Class A shares of an Eligible Fund with the current aggregate NAV of all Class A and C shares of any Eligible Fund held by accounts for the benefit of such Qualifying Investor (the "Right of Accumulation" or "Cumulative Quantity Discount").

The term "Qualifying Investor" refers to:

1. an individual, such individual's spouse or domestic partner, as recognized by applicable state law, or such individual's children under the age of 21 years (each a "family member") (including family trust* accounts established by such a family member); or
2. a trustee or other fiduciary for a single trust (except family trusts* noted above), estate or fiduciary account although more than one beneficiary may be involved; or
3. an employee benefit plan of a single employer.

* For the purpose of determining whether a purchase would qualify for a reduced sales charge under the Combined Purchase Privilege, Right of Accumulation or Letter of Intent, a "family trust" is one in which a family member, as defined in section (1) above, or a direct lineal descendant(s) of such person is/are the beneficiary(ies), and such person or another family member, direct lineal ancestor or sibling of such person is/are the trustee(s).

Please see the SAI for details and for restrictions applicable to shares held by certain employer-sponsored benefit programs.

Letter of Intent. Investors may also obtain a reduced sales charge on purchases of Class A shares by means of a written Letter of Intent which expresses intent to invest not less than \$50,000 (or \$100,000 in the case of those Funds with an initial sales charge breakpoint at \$100,000) within a period of 13 months in Class A shares of any Eligible Fund(s). The maximum intended investment allowable in a Letter of Intent is \$1,000,000 (except for Class A shares of the PIMCO Low Duration Income and PIMCO Senior Floating Rate Funds for which the maximum intended investment amount is \$250,000). Each purchase of shares under a Letter of Intent will be made at the public offering price or prices applicable at the time of such purchase to a single purchase of the dollar amount indicated in the Letter of Intent. The value of the investor's account(s) linked to a Letter of Intent will be included at the start date of the Letter of Intent. A Letter of Intent is not a binding obligation to purchase the full amount indicated. Shares purchased with the first 5% of the amount indicated in the Letter of Intent will be held in escrow (while remaining registered in your name) to secure payment of the higher sales charges applicable to the shares actually purchased in the event the full intended amount is not purchased. Redemptions during the LOI period will not count against the shareholder, but a CDSC may be charged for LOIs of \$1,000,000.

In making computations concerning the amount purchased for purposes of a Letter of Intent, the Right of Accumulation value of eligible accounts will be included in the computation when the Letter of Intent begins in addition to purchases made during the Letter of Intent Period.

Reinstatement Privilege. A Class A shareholder who has caused any or all of his shares to be redeemed may reinvest all or any portion of the redemption proceeds in Class A shares of any Eligible Fund at NAV without any sales charge, provided that such investment is made within 120 calendar days after the redemption date. The limitations and restrictions of this program are fully described in the SAI.

Method of Valuation of Accounts. To determine whether a shareholder qualifies for a reduction in sales charge on a purchase of Class A shares of Eligible Funds, the public offering price of the shares is used for purchases relying on the Combined Purchase Privilege or a Letter of Intent and the amount of the total current purchase (including any sales load) plus the NAV (at the close of business on the day of the current purchase) of shares previously acquired is used for the Right of Accumulation (Cumulative Quantity Discount).

Sales at Net Asset Value. In addition to the programs summarized above, the Funds may sell their Class A shares at NAV without an initial sales charge to certain types of accounts or account holders, including: current or former Trustees, officers and employees of the Trust or PIMCO Equity Series, and by directors, officers and current or former employees of the Distributor, PIMCO, or certain of PIMCO's affiliates if the account was established while employed; individuals purchasing shares through certain types of omnibus or wrap accounts; investors engaging in certain transactions related to IRAs or other qualified retirement plan accounts; retirement plans that are maintained or sponsored by financial firms, provided the financial firms have entered into an agreement with the Distributor related to such plans; investors making certain purchases following the announcement of a Fund or share class liquidation or following certain share class conversions; and any other person for which the Distributor determines that there will be minimal cost borne by the Distributor associated with the sale. Please see the SAI for additional details.

If you are eligible to buy both Class A shares and Institutional Class shares, you should buy Institutional Class shares because Class A shares may be subject to sales charges and an annual 0.25% service fee.

Required Shareholder Information and Records. In order for investors in Class A shares of the Funds to take advantage of sales charge reductions, an investor or his or her financial firm must notify the Fund that the investor qualifies for such a reduction. If the Fund is not notified that the investor is eligible for these reductions, the Fund will be unable to ensure that the reduction is applied to the investor's account. An investor may have to provide certain information or records to his or her financial firm or the Fund to verify the investor's eligibility for breakpoint discounts or sales charge waivers. An investor may be asked to provide information or records, including account statements, regarding shares of the Funds or other Eligible Funds held in:

- all of the investor's accounts held directly with the Trust or through a financial firm;
- any account of the investor at another financial firm; and
- accounts of Qualifying Investors, at any financial firm.

The SAI provides additional information regarding eliminations of and reductions in sales loads associated with Eligible Funds. You can obtain the SAI free of charge from PIMCO by written request, by visiting pimco.com or by calling 888.87.PIMCO.

Contingent Deferred Sales Charges

Class A Shares

Unless you are eligible for a waiver, if you purchase \$1,000,000 (\$250,000 in the case of the PIMCO Low Duration Income and PIMCO Senior Floating Rate Funds) or more of Class A shares (and, thus, pay no initial sales charge) of a Fund, you will be subject to a 1% CDSC if you sell (redeem) your Class A shares within 12 months of their purchase. The Class A CDSC does not apply if you are otherwise eligible to purchase Class A shares without an initial sales charge or are eligible for a waiver of the CDSC. See "Reductions and Waivers of Initial Sales Charges and CDSCs" below.

Class C Shares

Unless you are eligible for a waiver, if you sell (redeem) your Class C shares within the time periods specified below, you will pay a CDSC according to the following schedules. If you invest in Class C shares of the Funds through a financial firm, it is the responsibility of the financial firm to ensure that you are credited with the proper holding period for the shares redeemed.

Class C Shares

| Years Since Purchase Payment was Made | Percentage Contingent Deferred Sales Charge |
|---------------------------------------|---|
| First | 1% |
| Thereafter | 0% |

How CDSCs will be Calculated

A CDSC is imposed on redemptions of Class C shares (and where applicable, Class A shares) on the amount of the redemption which causes the current value of your account for the particular class of shares of the Fund to fall below the total dollar amount of your purchase payments subject to the CDSC.

The following rules apply under the method for calculating CDSCs:

- Shares acquired through the reinvestment of dividends or capital gains distributions will be redeemed first and will not be subject to any CDSC.
- For the redemption of all other shares, the CDSC will be based on either your original purchase price or the then current NAV of the shares being sold, whichever is lower. To illustrate this point, consider shares purchased at an NAV of \$10. If the Fund's NAV per share at the time of redemption is \$12, the CDSC will apply to the purchase price of \$10. If the NAV per share at the time of redemption is \$8, the CDSC will apply to the \$8 current NAV per share.
- CDSCs will be deducted from the proceeds of your redemption, not from amounts remaining in your account.
- In determining whether a CDSC is payable, it is assumed that you will redeem first the lot of shares which will incur the lowest CDSC.

For example, the following illustrates the operation of the Class C CDSC:

- Assume that an individual opens an account and makes a purchase payment of \$10,000 for 1,000 Class C shares of a Fund (at \$10 per share) and that six months later the value of the investor's account for that Fund has grown through investment performance to \$11,000 (\$11 per share). If the investor should redeem \$2,200 (200 shares), a CDSC would be applied against \$2,000 of the redemption (the purchase price of the shares redeemed, because the purchase price is lower than the current NAV of such shares (\$2,200)). At the rate of 1%, the Class C CDSC would be \$20.

Reductions and Waivers of Initial Sales Charges and CDSCs

The initial sales charges on Class A shares and the CDSCs on Class A and Class C shares may be reduced or waived under certain purchase arrangements and for certain categories of investors. See "Sales at Net Asset Value" above for information on Class A initial sales charges. CDSCs on Class A and Class C shares may be reduced or waived in certain circumstances, including for: redemptions in connection with certain distributions, withdrawals or returns of excess contributions from or exchanges to certain retirement plan accounts or IRAs; certain redemptions following death or disability; certain redemptions of shares subject to an Automatic Withdrawal Plan; redemptions by current or former Trustees, officers and employees of the Trust or PIMCO Equity Series, and by directors, officers and current or former employees of the Distributor, PIMCO, or certain of PIMCO's affiliates if the account was established while employed; redemptions effected by a Fund as a result of an account not satisfying applicable minimum account size requirements; redemptions in connection with certain reorganizations and liquidations; redemptions by certain shareholders demonstrating hardship, as determined in the sole discretion of the Distributor, and there will be minimal cost borne by the Distributor associated with the redemption, as determined in the sole discretion of the Distributor; certain intra-fund exchanges of Class A shares for Institutional Class shares; redemptions by retirement plans that are maintained or sponsored by financial firms, provided the financial firms have entered into an agreement with the Distributor related to such plans; redemptions by a shareholder who is a participant making periodic purchases through certain employer sponsored retirement plans that are clients of a financial firm with which the Distributor has an agreement with respect to such purchases; and redemptions effected by trustees or other fiduciaries who have purchased shares for certain employer-sponsored plans. In addition, investors will not be subject to CDSCs for certain transactions where the Distributor did not pay at the time of purchase the amount it normally would have to the broker-dealer. Please see the SAI for additional details.

Shares Purchased or Held Through Financial Firms

The availability of sales charge waivers and discounts may depend on the particular financial firm or type of account through which you purchase or hold Fund shares. The Funds' sales charge waivers and discounts disclosed in this Prospectus are available for qualifying purchases made directly from the Distributor and are generally available through financial firms unless otherwise specified in Appendix B. The sales charge waivers and discounts available through certain other financial firms are set forth in Appendix B to this Prospectus (Financial Firm-

Specific Sales Charge Waivers and Discounts), which may differ from those available for purchases made directly from the Distributor or certain other financial firms. Please contact your financial firm for more information regarding sales charge waivers and discounts available to you and the financial firm's related policies and procedures.

No Sales Charges — Class R Shares

The Funds do not impose any sales charges or other fees on purchases, redemptions or exchanges of Class R shares. Class R shares generally are available only to 401(k) plans, 457 plans, employer sponsored 403(b) plans, profit sharing and money purchase pension plans, defined benefit plans, non-qualified deferred compensation plans, health care benefit funding plans and other specified benefit plans and accounts whereby the plan or the plan's financial firm has an agreement with the Distributor or PIMCO Funds to utilize Class R shares in certain investment products or programs (collectively, "specified benefit plans"). In addition, Class R shares also are generally available only to specified benefit plans where Class R shares are held on the books of the Funds through omnibus accounts (either at the benefit plan level or at the level of the plan's financial firm). Class R shares are not available to retail or non-specified benefit plan accounts, traditional and Roth IRAs (except through certain omnibus accounts), Coverdell Education Savings Accounts, SEPs, SAR-SEPs, SIMPLE IRAs, or individual 403(b) plans.

The administrator of a specified benefit plan or employee benefits office can provide participants with detailed information on how to participate in the plan and how to elect a Fund as an investment option. Plan participants may be permitted to elect different investment options, alter the amounts contributed to the plan, or change how contributions are allocated among investment options in accordance with the plan's specific provisions. The plan administrator or employee benefits office should be consulted for details. For questions about participant accounts, participants should contact their employee benefits office, the plan administrator, or the organization that provides recordkeeping services for the plan. In most cases, the Trust's transfer agent will have no information with respect to or control over accounts of specific Class R shareholders, and a shareholder may obtain information about accounts only through the specified benefit plan.

Eligible specified benefit plans generally may open an account and purchase Class R shares by contacting any broker, dealer or other financial firm authorized to sell or process transactions in Class R shares of the Funds. Eligible specified benefit plans may also purchase shares directly from the Distributor. See "Purchasing Shares — Class R" below. Additional shares may be purchased through a benefit plan's administrator or recordkeeper.

Financial firms may provide or arrange for the provision of some or all of the shareholder servicing and account maintenance services required by specified benefit plan accounts and their plan participants, including, without limitation, transfers of registration and dividend payee changes.

Moreover, financial firms and specified benefit plans may have omnibus accounts and similar arrangements with the Trust and may be paid for providing sub-accounting and other shareholder services. A financial firm or specified benefit plan may be paid for its services directly or indirectly by the

Funds, the Administrator, another affiliate of the Fund or the Distributor (normally not to exceed an annual rate of 0.50% of a Fund's average daily net assets attributable to its Class R shares and purchased through such firm or specified benefit plan for its clients although payments with respect to shares in retirement plans are often higher). PIMCO or its affiliates may pay a financial firm or specified benefit plan an additional amount not to exceed 0.25% for sub-accounting or other shareholder services.

These fees and expenses could reduce an investment return in Class R shares. For further information on Class R shares and related items, please refer to the SAI.

No Sales Charges — Institutional Class, I-2, I-3 and Administrative Class Shares

With the exception of redemption fees imposed in connection with redemptions or exchanges of shares of the PIMCO Senior Floating Rate Fund within 30 days after acquisition, the Funds do not impose any sales charges or other fees on purchases, redemptions or exchanges of Institutional Class, I-2, I-3 or Administrative Class shares. Only certain investors are eligible to purchase these share classes. Your financial advisor or financial firm can help you determine if you are eligible to purchase Institutional Class, I-2, I-3 or Administrative Class shares. You can also call 888.87.PIMCO.

An investor transacting in Institutional Class shares, I-2 shares or I-3 shares may be required to pay a commission to a broker or other financial firm. Other share classes of the Funds that have different fees and expenses are available.

Pension and profit-sharing plans, employee benefit trusts and employee benefit plan alliances, and "wrap account" programs established with broker-dealers or other financial firms may purchase Institutional Class, I-2, I-3 or Administrative Class shares only if the plan or program for which the shares are being acquired will maintain an omnibus or pooled account for each Fund and will not require a Fund to pay any type of administrative payment per participant account to any third party.

Institutional Class shares are offered for direct investment by investors such as pension and profit sharing plans, employee benefit trusts, endowments, foundations, corporations and high net worth individuals. Institutional Class shares may also be offered through certain financial firms that charge their customers transaction or other fees with respect to their customers' investments in the Funds.

I-2 shares are offered primarily through broker-dealers and other financial firms with which the Distributor has an agreement for the use of the share class in investment products, programs or accounts such as certain asset allocation, wrap fee and other similar programs. I-2 shares may also be offered through broker-dealers and other financial firms that charge their customers transaction or other fees with respect to their customers' investments in the Funds. I-2 shares of the Funds will be held in an account at a financial firm and, generally, the firm will hold a shareholder's I-2 shares in nominee or street name as your agent. In most cases, the Trust's transfer agent will have no information with respect to or control over accounts of specific I-2 shareholders, and a shareholder may obtain information about accounts only through the financial firm. Broker-dealers,

other financial firms, pension and profit-sharing plans, employee benefit trusts and employee benefit plan alliances also may purchase I-2 shares.

I-3 shares of the Funds are offered primarily through broker-dealers and other financial firms with which the Distributor has an agreement for the use of the share class in investment products, programs or accounts such as mutual fund supermarkets or other no transaction fee platforms. I-3 shares of the Funds will be held in an account at a financial firm and, generally, the firm will hold a shareholder's I-3 shares in nominee or street name as your agent. In most cases, the Trust's transfer agent will have no information with respect to or control over accounts of specific I-3 shareholders, and a shareholder may obtain information about accounts only through the financial firm. Broker-dealers, other financial firms, pension and profit-sharing plans, employee benefit trusts and employee benefit plan alliances also may purchase I-3 shares.

Administrative Class shares are offered primarily through broker-dealers, other financial firms, and employee benefit plan alliances. Each Fund typically pays service and/or distribution fees to these entities for services they provide to Administrative Class shareholders.

Distribution and Servicing (12b-1) Plans

Class A, Class C and Class R Shares. The Funds pay fees to the Distributor on an ongoing basis as compensation for the services the Distributor renders and the expenses it bears in connection with the sale and distribution of Fund shares ("distribution fees") and/or in connection with personal services rendered to Fund shareholders and the maintenance of shareholder accounts ("servicing fees"). These payments are made pursuant to Distribution and Servicing Plans ("12b-1 Plans") adopted by each Fund pursuant to Rule 12b-1 under the 1940 Act.

Class A shares pay only servicing fees. Class C and Class R shares pay both distribution and servicing fees. The following lists the maximum annual rates at which the distribution and/or servicing fees may be paid under each 12b-1 Plan (calculated as a percentage of each Fund's average daily net assets attributable to the particular class of shares):

| Class A | Servicing Fee | Distribution Fee |
|-----------|---------------|------------------|
| All Funds | 0.25% | 0.00% |

| Class C | Servicing Fee | Distribution Fee |
|--------------------------------|---------------|------------------|
| PIMCO Low Duration Income Fund | 0.25% | 0.30% |
| All other Funds | 0.25% | 0.75% |

| Class R | Servicing Fee | Distribution Fee |
|-----------|---------------|------------------|
| All Funds | 0.25% | 0.25% |

Because distribution fees are paid out of the Fund's assets on an ongoing basis, over time these fees will increase the cost of your investment and may cost you more than other types of sales charges, such as sales charges that are deducted at the time of investment. Therefore, although Class C and Class R shares do not pay initial sales charges, the distribution fees payable on Class C and Class R shares may, over time, cost you more than the initial sales charge imposed on Class A shares.

Administrative Class Shares. The Trust has adopted, pursuant to Rule 12b-1 under the 1940 Act, a separate Distribution and Servicing Plan for

the Administrative Class shares of the Funds. The Distribution and Servicing Plan permits the Funds to compensate the Distributor for providing or procuring through financial firms, distribution, administrative, recordkeeping, shareholder and/or related services with respect to the Administrative Class shares. Most or all of the distribution and service (12b-1) fees are paid to financial firms through which shareholders may purchase or hold shares. Because these fees are paid out of a Fund's Administrative Class assets on an ongoing basis, over time they will increase the cost of an investment in Administrative Class shares.

The following lists the maximum annual rates at which the distribution and/or servicing fees may be paid under each Distribution and Servicing Plan (calculated as a percentage of each Fund's average daily net assets attributable to the particular class of shares):

| Administrative Class | Distribution and/or Servicing Fee |
|----------------------|-----------------------------------|
| All Funds | 0.25% |

Servicing Arrangements

Shares of the Funds may be available through broker-dealers, banks, trust companies, insurance companies and other financial firms that have entered into shareholder servicing arrangements with respect to the Funds. A financial firm is one that, in exchange for compensation, sells, among other products, mutual fund shares (including the shares offered in this prospectus) or provides services for mutual fund shareholders. These financial firms provide varying investment products, programs, platforms and accounts, through which investors may purchase, redeem and exchange shares of the Funds. Shareholder servicing arrangements typically include processing orders for shares, generating account and confirmation statements, sub-accounting, account maintenance, tax reporting, collecting and posting distributions to investor accounts and disbursing cash dividends as well as other investment or administrative services required for the particular firm's products, programs, platform and accounts.

PIMCO and/or its affiliates may make payments to financial firms for the shareholder services provided. These payments are made out of PIMCO's resources, including the supervisory and administrative fees paid to PIMCO under the Funds' supervision and administration agreement. The actual services provided by these firms, and the payments made for such services, vary from firm to firm. The payments may be based on a fixed dollar amount for each account and position maintained by the financial firm and/or a percentage of the value of shares held by investors through the firm. Please see the SAI for more information.

These payments may be material to financial firms relative to other compensation paid by the Funds, PIMCO and/or its affiliates and may be in addition to other fees and payments, such as distribution and/or service (12b-1) fees, revenue sharing or "shelf space" fees and event support, other non-cash compensation and charitable contributions paid to or at the request of such firms (described below). Also, the payments may differ depending on the Fund or share class and may vary from amounts paid to the Funds' transfer agent for providing similar services to other accounts. PIMCO and/or its affiliates do not control these financial firms' provision of the services for which they are receiving payments.

These financial firms may impose additional or different conditions than the Funds on purchases, redemptions or exchanges of shares. They may also independently establish and charge their customers or program participants transaction fees, account fees and other amounts in connection with purchases, redemptions and exchanges of shares in addition to any fees imposed by the Funds. These additional fees may vary and over time could increase the cost of an investment in the Funds and lower investment returns. Each financial firm is responsible for transmitting to its customers and program participants a schedule of any such fees and information regarding any additional or different conditions regarding purchases, redemptions and exchanges. Shareholders who are customers of these financial firms or participants in programs serviced by them should contact the financial firm for information regarding these fees and conditions.

Other Payments to Financial Firms

Some or all of the sales charges, distribution fees and servicing fees described above are paid or "reallowed" to the financial firm, including their financial professionals through which you purchase your shares. With respect to Class C shares, the financial firms are also paid at the time of your purchase a commission of up to 1.00% of your investment in such share class. Please see the SAI for more details.

Revenue Sharing/Marketing Support. The Distributor or PIMCO (for purposes of this subsection only, collectively, "PIMCO") make payments and provide other incentives to financial firms as compensation for services such as providing the Funds with "shelf space," or a higher profile for the financial firms' financial professionals and their customers, placing the Funds on the financial firms' preferred or recommended fund list, granting PIMCO access to the financial firms' financial professionals and furnishing marketing support and other specified services. These payments may be significant to the financial firms.

A number of factors are considered in determining the amount of these additional payments to financial firms. On some occasions, such payments are conditioned upon levels of sales, including the sale of a specified minimum dollar amount of the shares of a Fund and/or other funds sponsored by PIMCO together or a particular class of shares, during a specified period of time. PIMCO also makes payments to one or more financial firms based upon factors such as the amount of assets a financial firm's clients have invested in the Funds and the quality of the financial firm's relationship with PIMCO and/or its affiliates.

The additional payments described above are made from PIMCO's (or its affiliates') own assets (and sometimes, therefore referred to as "revenue sharing") pursuant to agreements with financial firms and do not change the price paid by investors for the purchase of a Fund's shares or the amount a Fund will receive as proceeds from such sales. These payments may be made to financial firms (as selected by PIMCO) that have sold significant amounts of shares of the Funds or other PIMCO-sponsored funds. With respect to Class A and Class C shares (and, Class R shares, to the extent a financial firm has a written agreement to receive revenue sharing on Class R shares), except as described in the following paragraph, the level of payments made to a financial firm will vary and generally will not exceed in any billing period the sum of: (a) 0.10% of gross sales of Class A and Class C shares (Class R shares, if applicable) of the Trust and

PIMCO Equity Series by such financial firm; and (b) an annual rate of 0.03% of the assets attributable to that financial firm invested in Class A and Class C shares (Class R shares, if applicable) of the funds of the Trust and funds of PIMCO Equity Series (as determined by the contractual arrangement between the parties) (the "10/3 cap"). In certain cases, the payments described in the preceding sentence are subject to minimum payment levels or vary based on the advisory fee or total expense ratio of the relevant Fund(s). In lieu of payments pursuant to the foregoing formula, PIMCO or its affiliates makes, in certain instances, payments of an agreed upon amount which normally will not exceed the amount that would have been payable pursuant to the formula.

Financial firms with a combined AUM in excess of \$5 billion in Class A, Class C and I-2 shares of funds of the Trust and PIMCO Equity Series that have a written agreement with PIMCO to receive revenue sharing payments on the applicable share class (for purposes of this paragraph, "Eligible Firms") are eligible for marketing support payments beyond those described in the preceding paragraph on certain Eligible Assets (as defined below). The total payment in any billing period (as determined by the contractual arrangement between the parties) to any Eligible Firm with an agreement to receive revenue sharing payments on I-2 shares generally shall not exceed 0.05% of the combined Eligible Assets of Class A, Class C and I-2 shares of the funds of the Trust and PIMCO Equity Series. Should any Eligible Firm not collect marketing support on I-2 shares, the total payment to such Eligible Firm generally shall not exceed the greater of: (a) 0.05% of Eligible Assets of Class A and Class C shares of funds of the Trust and funds of PIMCO Equity Series; or (b) the 10/3 cap with respect to Class A and Class C shares only. With respect to the Eligible Firms receiving marketing support payments with respect to I-2 shares pursuant to this paragraph, payments may be lower for particular funds of the Trust or funds of PIMCO Equity Series as compared to other funds of the Trust or funds of PIMCO Equity Series. "Eligible Assets" for purposes of this paragraph are all assets of Class A, Class C and I-2 shares of funds of the Trust and funds of PIMCO Equity Series attributable to such Eligible Firm less any such assets attributable to the Eligible Firm that the Eligible Firm instructs PIMCO in writing to exclude. Although these payments are made from PIMCO's own assets, in some cases the levels of such payments may vary by Fund or share class in relation to advisory fees, total annual operating expenses or other payments made by the Fund or share class to PIMCO. These additional payments by PIMCO may be made to financial firms (as selected by PIMCO) that have sold significant amounts of shares of the Funds.

Model Portfolios. Payments for revenue sharing, in certain circumstances, may also be made to financial firms in connection with the marketing and sale of model portfolios developed by PIMCO or servicing of accounts tracking such model portfolios. Such payments may be a flat fee, a per position fee, or may relate to the amount of assets a financial firm's clients invested in the Funds, the advisory fee, the total expense ratio (not including interest expenses), or sales of any share class, of the Funds in such PIMCO-developed models. The cap rates set forth under "Revenue Sharing/Marketing Support" above do not apply to payments for the marketing and sale of model portfolios.

Ticket Charges. In addition to revenue sharing payments, PIMCO makes payments to financial firms in connection with certain transaction fees (also referred to as “ticket charges”) incurred by the financial firms.

Event Support; Other Non-Cash Compensation; Charitable Contributions. In addition to the payments described above, PIMCO pays and/or reimburses, at its own expense, financial firms’ sponsorship and/or attendance at conferences, seminars or informational meetings (“event support”), provides financial firms or their personnel with occasional tickets to events or other entertainment, meals and small gifts or pays or provides reimbursement for reasonable travel and lodging expenses for attendees of PIMCO educational events (“other non-cash compensation”), and makes charitable contributions to valid charitable organizations at the request of financial firms (“charitable contributions”) to the extent permitted by applicable law, rules and regulations.

Visits; Training; Education. In addition to the payments described above, wholesaler representatives and employees of PIMCO or its affiliates visit financial firms on a regular basis to educate financial professionals and other personnel about the Funds and to encourage the sale or recommendation of Fund shares to their clients. PIMCO may also provide (or compensate consultants or other third parties to provide) other relevant training and education to a financial firm’s financial professionals and other personnel.

Platform Support; Consultant Services. PIMCO also may make payments or reimbursements to financial firms or their affiliated companies, which may be used for their platform development, maintenance, improvement and/or the availability of services including, but not limited to, platform education and communications, relationship management support, development to support new or changing products, eligibility for inclusion on sample fund line-ups, trading or order taking platforms and related infrastructure/technology and/or legal, risk management and regulatory compliance infrastructure in support of investment-related products, programs and services (collectively, “platform support”). Subject to applicable law, PIMCO and its affiliates may also provide investment advisory services to financial firms and their affiliates and may execute brokerage transactions on behalf of the Funds with such financial firms’ affiliates. These financial firms or their affiliates may, in the ordinary course of their financial firm business, recommend that their clients utilize PIMCO’s investment advisory services or invest in the Funds or in other products sponsored or distributed by PIMCO or its affiliates. In addition, PIMCO may pay investment consultants or their affiliated companies for certain services including technology, operations, tax, or audit consulting services and may pay such firms for PIMCO’s attendance at investment forums sponsored by such firms (collectively, “consultant services”).

Data. PIMCO also may make payments or reimbursements to financial firms or their affiliated companies for various studies, surveys, industry data, research and information about, and contact information for, particular financial professionals who have sold, or may in the future sell, shares of the Funds or other PIMCO-advised funds (i.e., “data”). Such payments typically relate to the amount of assets a financial firm’s clients have invested in the Funds.

Payments. Payments for items including event support, platform support, data and consultant services (but not including certain account services), as

well as revenue sharing, are, in certain circumstances, bundled and allocated among these categories in PIMCO’s discretion. Portions of such bundled payments allocated by PIMCO to revenue sharing shall remain subject to the percentage limitations on revenue sharing payments disclosed above. The financial firms receiving such bundled payments may characterize or allocate the payments differently from PIMCO’s internal allocation. In addition, payments made by PIMCO to a financial firm and allocated by PIMCO to a particular category of services can in some cases result in benefits related to, or enhance the eligibility of PIMCO or a Fund to receive, services provided by the financial firm that may be characterized or allocated to one or more other categories of services.

If investment advisers, distributors or affiliated persons of mutual funds make payments and provide other incentives in differing amounts, financial firms and their financial professionals may have financial incentives for recommending a particular mutual fund over other mutual funds. In addition, depending on the arrangements in place at any particular time, a financial firm and its financial professionals also may have a financial incentive for recommending a particular share class over other share classes. **A shareholder who holds Fund shares through a financial firm should consult with the shareholder’s financial professional and review carefully any disclosure by the financial firm as to its compensation received by the financial professional.**

Although the Funds may use financial firms that sell Fund shares to effect transactions for the Funds’ portfolios, the Funds and PIMCO will not consider the sale of Fund shares as a factor when choosing financial firms to effect those transactions.

For further details about payments made by PIMCO to financial firms, please see the SAI.

Purchases, Redemptions and Exchanges

The following section provides basic information about how to purchase, redeem and exchange shares of the Funds.

More detailed information about purchase, redemption and exchange arrangements for Fund shares is provided in the SAI, which can be obtained free of charge by written request to the Funds at P.O. Box 219294, Kansas City, MO 64121-9294, visiting pimco.com or by calling 888.87.PIMCO. The SAI provides technical information about the basic arrangements described below and also describes special purchase, sale and exchange features and programs offered by the Trust, including:

- Automated telephone and wire transfer procedures
- Automatic purchase, exchange and withdrawal programs
- A link from your PIMCO Fund account to your bank account
- Special arrangements for tax-qualified retirement plans
- Investment programs which allow you to reduce or eliminate the initial sales charges
- Categories of investors that are eligible for waivers or reductions of initial sales charges and CDSCs

In addition to the other methods and notwithstanding any limitations described herein, shareholders with eligible Fund direct accounts may purchase Class A and Class C shares, and redeem (sell) and exchange Class A and Class C shares, by accessing their accounts online at pimco.com/

MyAccountAccess. Shareholders with eligible Fund direct accounts in the Institutional class may purchase, redeem (sell) and exchange shares by accessing their accounts online at pimco.com/InstitutionalAccountAccess. Accordingly, an investor must first establish a Fund direct account by completing and mailing the appropriate account application. Online redemptions are not available for all Fund direct accounts because in certain cases, a signature guarantee may be required.

If a shareholder elects to use Account Access to effect transactions for their Fund direct account, the shareholder will be required to establish and use a user ID and password. Shareholders are responsible for keeping their user IDs and passwords private. A Fund will not be liable for relying on any instructions submitted online. Submitting transactions online may be difficult (or impossible) during drastic economic or market changes or during other times when communications may be under unusual stress. Please see the Funds' SAI for additional terms, conditions and considerations.

If a shareholder elects not to use Account Access to view their account or effect transactions, the shareholder should not establish online account access. If online account access has already been established and the client no longer wants the account accessible online, the client can call 888.87.PIMCO and request to suspend online access.

The Trust typically does not offer or sell its shares to non-U.S. residents. For purposes of this policy, a U.S. resident is defined as an account with (i) a U.S. address of record and (ii) all account owners residing in the U.S. at the time of sale.

The minimum initial investment may be modified for certain financial firms that submit orders on behalf of their customers. The Trust or the Distributor may lower or waive the minimum initial or subsequent investment for certain categories of investors at their discretion. Please see the SAI for details.

Purchasing Shares — Class A and Class C

You can purchase Class A or Class C shares of the Funds in the following ways:

- **Through your broker-dealer or other financial firm.** Your broker-dealer or other financial firm may establish higher minimum investment requirements than the Trust and may also independently charge you transaction fees and additional amounts (which may vary) in return for its services, which will reduce your return. Shares you purchase through your broker-dealer or other financial firm will normally be held in your account with that firm.
- **Through the Distributor.** You should discuss your investment with your financial professional before you make a purchase to be sure the Fund is appropriate for you. To make direct investments, your broker-dealer or other financial firm must open an account with the Trust and send payment for your shares either by mail or through a variety of other purchase options and plans offered by the Trust.
- **Investment Minimums — Class A and Class C Shares.** The following investment minimums apply for purchases of Class A and Class C shares.

Initial Investment

\$1,000 per Fund

Subsequent Investments

\$50 per Fund

Purchasing Shares — Class R

Eligible plan investors may purchase Class R shares of the Funds at the relevant NAV of that class without a sales charge. See "No Sales Charges — Class R Shares" above. Plan participants may purchase Class R shares only through their specified benefit plans. In connection with purchases, specified benefit plans are responsible for forwarding all necessary documentation to their financial firm or the Distributor. Specified benefit plans and financial firms may charge for such services.

Specified benefit plans may also purchase Class R shares directly through the Distributor. To make direct investments, a plan administrator must open an account with the Fund and send payment for Class R shares either by mail or through a variety of other purchase options and plans offered by the Trust. Specified benefit plans that purchase their shares directly from the Trust must hold their shares in an omnibus account at the specified benefit plan level.

- **Investment Minimums — Class R Shares.** There is no minimum initial or additional investment in Class R shares.

To invest directly by mail, specified benefit plans should send a check payable to the PIMCO Family of Funds, along with a completed Account Application to the Trust by mail to PIMCO Funds, P.O. Box 219294, Kansas City, MO 64121-9294 or overnight courier to PIMCO Funds, c/o DST Asset Manager Solutions, Inc., 430 W. 7th Street, STE 219294, Kansas City, MO 64105-1407.

The Funds accept all purchases by mail subject to collection of checks at full value and conversion into federal funds. Investors may make subsequent purchases by mailing a check to the address above with a letter describing the investment or with the additional investment portion of a confirmation statement. Checks for subsequent purchases should be payable to the PIMCO Family of Funds and should clearly indicate the relevant account number. Please call the Funds at 888.87.PIMCO if you have any questions regarding purchases by mail.

The Funds reserve the right to require payment by wire, Automatic Clearing House (ACH) or U.S. bank check. The Funds generally do not accept payments made by cash, money order, temporary/starter checks, third-party checks, credit card checks, traveler's check, or checks drawn on non-U.S. banks even if payment may be effected through a U.S. bank.

The SAI describes a number of additional ways you can make direct investments, including through the PIMCO Funds Automatic Investment Plan and ACH Network. You can obtain the SAI free of charge from the Funds by written request to the address above, visiting pimco.com or by calling 888.87.PIMCO.

Purchasing Shares — Institutional Class, I-2, I-3 and Administrative Class

Eligible investors may purchase Institutional Class, I-2, I-3 and Administrative Class shares of the Funds at the relevant NAV of that class without a sales charge. See "No Sales Charges — Institutional Class, I-2, I-3 and Administrative Class Shares" above.

- **Investment Minimums — Institutional Class, I-2, I-3 and Administrative Class Shares.** The following investment minimums apply for purchases of Institutional Class, I-2, I-3 and Administrative Class shares.

Initial Investment

\$1 million per account

Subsequent Investments

None

- **Initial Investment.** Investors who wish to invest in Institutional Class and Administrative Class shares may obtain an Account Application online at pimco.com or by calling 888.87.PIMCO. I-2 and I-3 shares are only available through financial firms. See “No Sales Charges — Institutional Class, I-2, I-3 and Administrative Class Shares.” The completed Account Application may be submitted using the following methods:

Facsimile: 816.421.2861

Regular Mail:

PIMCO Funds

P.O. Box 219024

Kansas City, MO 64121-9024

Overnight Mail:

PIMCO Funds

c/o DST Asset Manager Solutions, Inc.

430 W. 7th Street, STE 219024

Kansas City, MO 64105-1407

E-mail: piprocess@dstsystems.com

Except as described below, an investor may purchase Institutional Class and Administrative Class shares only by wiring federal funds to:

PIMCO Funds c/o State Street Bank & Trust Co.

One Lincoln Street, Boston, MA 02111

ABA: 011000028

DDA: 9905-7432

ACCT: Investor PIMCO Account Number

FFC: Name of Investor and Name of Fund(s) in which you wish to invest

Before wiring federal funds, the investor must provide order instructions to the Transfer Agent by facsimile at 816.421.2861, by telephone at 888.87.PIMCO or by e-mail at piprocess@dstsystems.com (if an investor elected this option at account opening or subsequently in writing). Under normal circumstances, in order to receive the current day's NAV, order instructions must be received in good order prior to the close of regular trading on the NYSE (normally 4:00 p.m., Eastern time) (“NYSE Close”). Instructions must include the name and signature of an authorized person designated on the Account Application (“Authorized Person”), account name, account number, name of Fund and share class and amount being wired. Failure to send the accompanying wire on the same day may result in the cancellation of the order. A wire received without order instructions generally will not be processed and may result in a return of wire; however, PIMCO may determine in its sole discretion to process the order based upon the information contained in the wire.

An investor may place a purchase order for shares without first wiring federal funds if the purchase amount is to be derived from an advisory account managed by PIMCO or one of its affiliates, or from an account with a broker-dealer or other financial firm that has established a processing relationship with the Trust on behalf of its customers.

- **Additional Investments.** An investor may purchase additional Institutional Class and Administrative Class shares of the Funds at any time by sending a facsimile or e-mail or by calling the Transfer Agent and wiring federal funds as outlined above. Eligible Institutional Class shareholders may also purchase additional shares online at pimco.com/InstitutionalAccountAccess. Contact your financial firm for information on purchasing additional I-2 or I-3 shares.
- **Other Purchase Information.** Purchases of a Fund's Institutional Class, I-2, I-3 and Administrative Class shares will be made in full and fractional shares.

Purchasing Shares — Additional Information

The Trust and the Distributor each reserves the right, in its sole discretion, to suspend the offering of shares of the Funds or to reject any purchase order, in whole or in part, when, in the judgment of management, such suspension or rejection is in the best interests of the Trust.

Subject to the approval of the Trust, an investor may purchase shares of the Fund with liquid securities that are eligible for purchase by the Fund (consistent with the Fund's investment policies and restrictions) and that have a value that is readily ascertainable in accordance with the Trust's valuation policies. These transactions will be effected only if PIMCO intends to retain the security in the Fund as an investment. Assets purchased by the Fund in such a transaction will be valued in generally the same manner as they would be valued for purposes of pricing the Fund's shares, if such assets were included in the Fund's assets at the time of purchase. The Trust reserves the right to amend or terminate this practice at any time.

In the interest of economy and convenience, certificates for shares will not be issued.

Redeeming Shares — Class A and Class C

You can redeem (sell) Class A or Class C shares of the Funds in the following ways:

- **Through your broker-dealer or other financial firm.** Your broker-dealer or other financial firm may independently charge you transaction fees and additional amounts in return for its services, which will reduce your return.
- **Redemptions by Telephone.** An investor that elects this option on the Account Application (or subsequently in writing) may request redemptions of Class A and Class C shares by calling the Trust at 888.87.PIMCO. An Authorized Person must state his or her name, account name, account number, name of Fund and share class, and redemption amount (in dollars or shares). Redemption requests of an amount of \$10 million or more must be submitted in writing by an Authorized Person.
- **Directly from the Trust by Written Request.** To redeem shares directly from the Trust by written request, you must send

the following items to the PIMCO Funds, P.O. Box 219294, Kansas City, MO 64121-9294:

- a. a written request for redemption signed by all registered owners exactly as the account is registered on the Transfer Agent's records, including fiduciary titles, if any, and specifying the account number and the dollar amount or number of shares to be redeemed;
- b. for certain redemptions described below, a guarantee of all signatures on the written request or on the share certificate or accompanying stock power, if required, as described under "Signature Validation" below;
- c. any share certificates issued for any of the shares to be redeemed (see "Certificated Shares" below); and
- d. any additional documents which may be required by the Transfer Agent for redemption by corporations, partnerships or other organizations, executors, administrators, trustees, custodians or guardians, or if the redemption is requested by anyone other than the shareholder(s) of record. Transfers of shares are subject to the same requirements.

A signature validation is not required for redemptions requested by and payable to all shareholders of record for the account, and to be sent to the address of record for that account. To avoid delay in redemption or transfer, if you have any questions about these requirements you should contact the Transfer Agent in writing or call 888.87.PIMCO before submitting a request. Written redemption or transfer requests will not be honored until all required documents in the proper form have been received by the Transfer Agent. You cannot redeem your shares by written request if they are held in "street name" accounts—you must redeem through your financial firm.

If the proceeds of your redemption (i) are to be paid to a person other than the record owner, (ii) are to be sent to an address other than the address of the account on the Transfer Agent's records, and/or (iii) are to be paid to a corporation, partnership, trust or fiduciary, the signature(s) on the redemption request and on the certificates, if any, or stock power must be guaranteed as described under "Signature Validation" below.

The SAI describes a number of additional ways you can redeem your shares, including:

- Telephone requests to the Transfer Agent
- Online Account Access
- Expedited wire transfers
- Automatic Withdrawal Plan
- Automated Clearing House (ACH) Network

Unless you specifically elect otherwise, your initial Account Application permits you to redeem shares by telephone subject to certain requirements. To be eligible for expedited wire transfer, Automatic Withdrawal Plan, and ACH privileges, you must specifically elect the particular option on your Account Application and satisfy certain other requirements. The SAI describes each of these options and provides additional information about selling shares.

Other than an applicable CDSC, you will not pay any special fees or charges to the Trust or the Distributor when you sell your shares. However, if you

sell your shares through your broker, dealer or other financial firm, that firm may charge you a commission or other fee for processing your redemption request.

Redeeming Shares — Class R

Class R shares may be redeemed through the investor's plan administrator. Investors do not pay any fees or other charges to the Trust when selling shares, although specified benefit plans and financial firms may charge for their services in processing redemption requests. Please contact the plan or firm for details.

Subject to any restrictions in the applicable specified benefit plan documents, plan administrators are obligated to transmit redemption orders to the Trust's Transfer Agent or their financial service firm promptly and are responsible for ensuring that redemption requests are in proper form. Specified benefit plans and financial firms will be responsible for furnishing all necessary documentation to the Trust's Transfer Agent and may charge for their services.

Redeeming Shares — Institutional Class and Administrative Class

- **Redemptions in Writing.** Investors may redeem (sell) Institutional Class and Administrative Class shares by sending a facsimile, written request or e-mail as follows:

Facsimile: 816.421.2861

Regular Mail:
PIMCO Funds
P.O. Box 219024
Kansas City, MO 64121-9024

Overnight Mail:
PIMCO Funds
c/o DST Asset Manager Solutions, Inc.
430 W. 7th Street, STE 219024
Kansas City, MO 64105-1407

E-mail: piprocess@dstsystems.com

The redemption request should state the Fund from which the shares are to be redeemed, the class of shares, the number or dollar amount of the shares to be redeemed and the account number. The request must be signed or made by an Authorized Person.

Neither the Trust nor the Transfer Agent may be liable for any loss, cost or expense for acting on instructions (including those by fax or e-mail) believed by the party receiving such instructions to be genuine and in accordance with the procedures described in this prospectus. Shareholders should realize that by utilizing fax or e-mail redemption, they may be giving up a measure of security that they might have if they were to redeem their shares by mail. Furthermore, interruptions in service may mean that a shareholder will be unable to effect a redemption by fax or e-mail when desired. The Transfer Agent also provides written confirmation of transactions as a procedure designed to confirm that instructions are genuine.

All redemptions, whether initiated by mail, fax or e-mail, will be processed in a timely manner, and proceeds will be forwarded by wire in accordance

with the redemption policies of the Trust detailed below. See “Redeeming Shares—Additional Information.”

- **Redemptions by Telephone.** An investor that elects this option on the Account Application (or subsequently in writing) may request redemptions of Institutional Class and Administrative Class shares by calling the Trust at 888.87.PIMCO. An Authorized Person must state his or her name, account name, account number, name of Fund and share class, and redemption amount (in dollars or shares). Redemption requests of an amount of \$10 million or more must be submitted in writing by an Authorized Person.

In electing a telephone redemption, the investor authorizes PIMCO and the Transfer Agent to act on telephone instructions from any person representing him or herself to be an Authorized Person, and reasonably believed by PIMCO or the Transfer Agent to be genuine. Neither the Trust nor the Transfer Agent may be liable for any loss, cost or expense for acting on instructions (including by telephone) believed by the party receiving such instructions to be genuine and in accordance with the procedures described in this prospectus. Shareholders should realize that by electing the telephone option, they may be giving up a measure of security that they might have if they were to redeem their shares in writing. Furthermore, interruptions in service may mean that shareholders will be unable to redeem their shares by telephone when desired. The Transfer Agent also provides written confirmation of transactions initiated by telephone as a procedure designed to confirm that telephone instructions are genuine. All telephone transactions are recorded, and PIMCO or the Transfer Agent may request certain information in order to verify that the person giving instructions is authorized to do so. The Trust or Transfer Agent may be liable for any losses due to unauthorized or fraudulent telephone transactions if it fails to employ reasonable procedures to confirm that instructions communicated by telephone are genuine. All redemptions initiated by telephone will be processed in a timely manner, and proceeds will be forwarded by wire in accordance with the redemption policies of the Trust detailed below. See “Redeeming Shares - Additional Information.”

An Authorized Person may decline telephone exchange or redemption privileges after an account is opened by providing the Transfer Agent a letter of instruction signed by an Authorized Signer. Shareholders may experience delays in exercising telephone redemption privileges during periods of abnormal market activity. During periods of volatile economic or market conditions, shareholders may wish to consider transmitting redemption orders by facsimile, e-mail or overnight courier.

Defined contribution plan participants may request redemptions by contacting the employee benefits office, the plan administrator or the organization that provides recordkeeping services for the plan.

Redemptions of shares of the PIMCO Senior Floating Rate Fund held less than 30 days may be subject to a redemption fee. See “Redemption Fees” below.

Redemptions Online

An investor may redeem Institutional Class shares through their account online. To access your online account, please log onto

pimco.com/InstitutionalAccountAccess and enter your account information and personal identification data.

Redeeming Shares — I-2 and I-3

An investor may redeem (sell) I-2 or I-3 shares through the investor’s financial firm. Investors do not pay any fees or other charges to the Trust when selling I-2 or I-3 shares. Please contact the financial firm for details.

Redemptions of shares of the PIMCO Senior Floating Rate Fund held less than 30 days may be subject to a redemption fee. See “Redemption Fees” below.

A financial firm is obligated to transmit an investor’s redemption orders to the Transfer Agent promptly and is responsible for ensuring that a redemption request is in proper form. The financial firm will be responsible for furnishing all necessary documentation to the Transfer Agent and may charge for its services.

Redemption Fees

Investors in shares of the PIMCO Senior Floating Rate Fund will be subject to a “redemption fee” on redemptions and exchanges of 1.00% of the NAV of the shares redeemed or exchanged. Redemption fees will only be charged on shares redeemed or exchanged within 30 calendar days (the “Holding Period”) after their acquisition, including shares acquired through exchanges.

When calculating the redemption fee, shares that are not subject to a redemption fee (“Free Shares”), including, but not limited to, shares acquired through the reinvestment of dividends and distributions, will be considered redeemed first. If Free Shares are not sufficient to fulfill the redemption order, and in cases where a shareholder holds shares acquired on different dates, the first-in/first-out (“FIFO”) method will be used to determine which additional shares are being redeemed, and therefore whether a redemption fee is payable. As a result, Free Shares will be redeemed prior to PIMCO Senior Floating Rate Fund shares that are subject to the fee. In cases where redemptions are processed through financial intermediaries, there may be a delay between the time the shareholder redeems his or her shares and the payment of the redemption fee to the Fund, depending upon such financial intermediaries’ trade processing procedures and systems.

A new Holding Period begins the day following each acquisition of shares through a purchase or exchange (other than a Share Class Conversion (as defined below)). With respect to a Share Class Conversion (as defined below), a shareholder’s Holding Period for the class of shares purchased will include the Holding Period of the other class of shares redeemed.

The purpose of redemption fees is to deter excessive, short term trading and other abusive trading practices as described above under “Abusive Trading Practices” and to help offset the costs associated with the sale of portfolio securities to satisfy redemption and exchange requests made by “market timers” and other short-term shareholders, thereby insulating longer-term shareholders from such costs. Redemption fees are not paid separately, but are deducted from the amount to be received in connection with a redemption or exchange. The purpose of redemption fees is also to eliminate or reduce so far as practicable any dilution of the value of the outstanding securities issued by the PIMCO Senior Floating Rate Fund.

Redemption fees are paid to and retained by the PIMCO Senior Floating Rate Fund to defray certain costs described above and are not paid to or retained by PIMCO or the Distributor. Redemption fees are not sales loads or contingent deferred sales charges.

Waivers of Redemption Fees. In the following situations, the PIMCO Senior Floating Rate Fund has elected not to impose the redemption fee:

- redemptions and exchanges of Fund shares acquired through the reinvestment of dividends and distributions;
- redemptions or exchanges in connection with a systematic withdrawal plan (including an automatic exchange plan);
- certain types of redemptions and exchanges of Fund shares owned through participant-directed retirement plans (see below for details);
- redemptions or exchanges that are initiated by the sponsor of a program as part of a periodic rebalancing, provided that such rebalancing occurs no more frequently than monthly;
- redemptions or exchanges in a discretionary asset allocation or wrap program ("wrap programs") that are made as a result of a full withdrawal from the wrap program;
- redemptions or exchanges by "Lifestyle Funds" (funds that have a predetermined asset mix tailored to the level of risk and return desired by particular investors) or participant accounts in defined contribution plans utilizing a similar model;
- redemptions or exchanges in connection with required minimum distributions from a wrap program, an IRA, a participant directed retirement plan, or any other employee benefit plan or account qualified under Section 401 of the Code;
- redemptions or exchanges in connection with distributions from a 529 plan;
- involuntary redemptions, such as those resulting from a shareholder's failure to maintain a minimum investment in the Fund, or to pay shareholder fees;
- redemptions and exchanges effected by other mutual funds that are sponsored by PIMCO or its affiliates; and
- otherwise as PIMCO or the Trust may determine in their sole discretion.

Additionally, no redemption fee applies to a redemption of shares of any class of the PIMCO Senior Floating Rate Fund where the entirety of the proceeds of such redemption are immediately invested in another share class of the Fund (a "Share Class Conversion").

Applicability of Redemption Fees in Certain Participant-Directed Retirement Plans. Redemption fees will not apply to the following transactions in participant-directed retirement plans (such as 401(k), 403(b), 457 and Keogh plans): 1) where the shares being redeemed were purchased with new contributions to the plan (e.g., payroll contributions, employer contributions, loan repayments); 2) redemptions made in connection with taking out a loan from the plan; 3) redemptions in connection with death, disability, forfeiture, hardship withdrawals, or Qualified Domestic Relations Orders; 4) redemptions made by a defined contribution plan in connection with the restructuring of the plan; 5) redemptions made in connection with a participant's termination of employment; or 6) redemptions or exchanges where the application of a redemption fee would cause the Fund, or an

asset allocation program of which the Fund is a part, to fail to be considered a "qualified default investment alternative" under the Employee Retirement Income Security Act of 1974, as amended, and the rules and regulations thereunder. Redemption fees generally will apply to other participant-directed redemptions and exchanges.

Retirement plan sponsors, participant recordkeeping organizations and other financial intermediaries may also impose their own restrictions, limitations or fees in connection with transactions in the PIMCO Senior Floating Rate Fund's shares, which may be stricter than those described in this section. You should contact your plan sponsor, recordkeeper or financial intermediary for more information on any differences in how the redemption fee is applied to your investments in the PIMCO Senior Floating Rate Fund, and whether any additional restrictions, limitations or fees are imposed in connection with transactions in Fund shares.

The Trust may eliminate or modify the waivers enumerated above at any time, in its sole discretion. Shareholders will receive 30 days' notice of any material changes to the redemption fee, unless otherwise permitted by law.

Redeeming Shares — Additional Information

Redemptions of all Classes of Fund shares may be made on any day the NYSE is open, but may be suspended when trading on the NYSE is restricted or during an emergency which makes it impracticable for the Funds to dispose of their securities or to determine fairly the value of their net assets, or during any other period as permitted by the SEC for the protection of investors. Under these and other unusual circumstances, the Trust may suspend redemptions or postpone payment for more than seven days, as permitted by law.

In addition, a temporary hold may be placed on the disbursement of redemption proceeds from an account if there is a reasonable belief that financial exploitation of a Specified Adult (as defined below) has occurred, is occurring, has been attempted, or will be attempted. Notice of such a delay will be provided in accordance with regulatory requirements. This temporary hold will be for an initial period of no more than 15 business days while an internal review of the facts and circumstances of the suspected financial exploitation is conducted, but the temporary hold may be extended for up to 10 additional business days if the internal review supports the belief that financial exploitation has occurred, is occurring, has been attempted, or will be attempted. Both the initial and additional hold on the disbursement may be terminated or extended by a state regulator or an agency or court of competent jurisdiction. For purposes of this paragraph, the term "Specified Adult" refers to an individual who is (A) a natural person age 65 and older; or (B) a natural person age 18 and older who is reasonably believed to have a mental or physical impairment that renders the individual unable to protect his or her own interests.

Following the receipt of a redemption request, redemption proceeds will normally be mailed to the redeeming shareholder within three calendar days or, in the case of wire transfer or ACH redemptions, will normally be sent to the designated bank account within one business day. Institutional Class shareholders may only receive redemption proceeds via wire transfer or ACH redemptions. ACH redemptions may be received by the bank on the second or third business day following a redemption request, but in either case may take up to seven days. In cases where shares have recently been

purchased by personal check (Class A, Class C or Class R shareholders only), redemption proceeds may be withheld until the check has been collected, which may take up to 10 calendar days. To avoid such withholding, investors in Class A, Class C or Class R shares should purchase shares by certified or bank check or by wire transfer.

For shareholder protection, a request to change information contained in an account registration (for example, a request to change the bank designated to receive wire redemption proceeds) must be received in writing, signed by the minimum number of Authorized Persons designated on the completed Account Application that are required to effect a redemption, and accompanied by a signature validation, as determined in accordance with the Trust's procedures, as more fully described below.

Retirement plan sponsors, participant recordkeeping organizations and other financial firms may also impose their own restrictions, limitations or fees in connection with transactions in the Funds' shares, which may be stricter than those described in this section. You should contact your plan sponsor, recordkeeper or financial intermediary for more information on any additional restrictions, limitations or fees that are imposed in connection with transactions in Fund shares.

In order to meet redemption requests, the Funds typically expect to use a combination of sales of portfolio assets, holdings of cash and cash equivalents (including cash flows into Funds) and financing transactions (such as reverse repurchase agreements). These methods of meeting redemption requests are expected to be used regularly. The Funds reserve the right to use other types of borrowings and interfund lending. The use of borrowings (such as a line of credit) and interfund lending in order to meet redemption requests is typically expected to be used only during stressed market conditions, if at all. See "Characteristics and Risks of Securities and Investment Techniques—Reverse Repurchase Agreements, Dollar Rolls and Other Borrowings" and the SAI for more information. The Funds' use of redemptions in kind is discussed below.

Redemptions In Kind

The Trust has agreed to redeem shares of each Fund solely in cash up to the lesser of \$250,000 or 1% of the Fund's net assets during any 90-day period for any one shareholder. In consideration of the best interests of the remaining shareholders, the Trust may pay any redemption proceeds exceeding this amount in whole or in part by a distribution in kind of securities held by a Fund in lieu of cash, which may be in the form of a pro-rata slice of the Fund's portfolio (potentially with certain exclusions and modifications), individual securities or a representative basket of securities, in each case, subject to the Trust's in-kind redemption procedures and related regulatory guidance. It is highly unlikely that your shares would ever be redeemed in kind. If your shares are redeemed in kind, you should expect to incur transaction costs upon the disposition of the securities received in the distribution.

Certificated Shares

If you are redeeming shares for which certificates have been issued, the certificates must be mailed to or deposited with the Trust, duly endorsed or accompanied by a duly endorsed stock power or by a written request for redemption. Signatures must be guaranteed as described under "Signature Validation" below. The Trust may request further documentation from

institutions or fiduciary accounts, such as corporations, custodians (*e.g.*, under the Uniform Gifts to Minors Act), executors, administrators, trustees or guardians. Your redemption request and stock power must be signed exactly as the account is registered, including indication of any special capacity of the registered owner.

Signature Validation

When a signature validation is called for, a Medallion signature guarantee or Signature validation program (SVP) stamp may be required. A Medallion signature guarantee is intended to provide signature validation for transactions considered financial in nature, and an SVP stamp is intended to provide signature validation for transactions non-financial in nature. A Medallion signature guarantee or SVP stamp may be obtained from a domestic bank or trust company, broker, dealer, clearing agency, savings association or other financial institution which is participating in a Medallion program or Signature validation program recognized by the Securities Transfer Association. When a Medallion signature guarantee or SVP stamp is required, signature validations from financial institutions which are not participating in one of these programs will not be accepted. Please note that financial institutions participating in a recognized Medallion program or providing SVP stamps may still be ineligible to provide a signature validation for transactions of greater than a specified dollar amount. The Trust may change the signature validation requirements from time to time upon notice to shareholders, which may be given by means of a new or supplemented prospectus. Shareholders should contact the Transfer Agent for additional details regarding the Funds' signature validation requirements. In addition, PIMCO or the Transfer Agent may reject a Medallion signature guarantee or SVP stamp.

In addition, corporations, trusts, and other institutional organizations are required to furnish evidence of the authority of the persons designated on the Account Application to effect transactions for the organization.

Minimum Account Size

Due to the relatively high cost of maintaining small accounts, the Trust reserves the right to redeem shares in any account that falls below the values listed below.

- **Class A and Class C.** Investors should maintain an account balance in the Fund held by an investor of at least the minimum investment necessary to open the particular type of account. If an investor's balance for the Fund remains below the minimum for three months or longer, the Trust reserves the right (except in the case of employer-sponsored retirement accounts) to redeem an investor's remaining shares and close the Fund account. An investor's account will not be liquidated if the reduction in size is due solely to a decline in market value of Fund shares or another exception available through the Administrator's policies applies. An investor will receive advance notice of the Trust's intention to redeem the investor's shares and close the Fund account and will be given at least 60 days to bring the value of its account up to the required minimum.
- **Institutional Class and Administrative Class.** If, at any time, an investor's shares in an account do not have a value of at least \$100,000 due to redemption by the investor, the Trust reserves

the right to redeem an investor's remaining shares and close the Fund account. An investor's account will not be liquidated if the reduction in size is due solely to a decline in market value of Fund shares or another exception available through the Administrator's policies applies. An investor will receive advance notice of the Trust's intention to redeem the investor's shares and close the Fund account and will be given at least 60 days to bring the value of its account up to the required minimum.

Request for Multiple Copies of Shareholder Documents

To reduce expenses, it is intended that only one copy of the Funds' prospectus and each annual and semi-annual report, when available, will be mailed to those addresses shared by two or more accounts. If you wish to receive individual copies of these documents and your shares are held directly with the Trust, call the Trust at 888.87.PIMCO. You will receive the additional copy within 30 days after receipt of your request by the Trust. Alternatively, if your shares are held through a financial institution, please contact the financial institution directly.

Exchanging Shares

You may exchange shares of a Fund for the same class of shares of any other fund of the Trust or a fund of PIMCO Equity Series that offers the same class of shares, subject to any restriction on exchanges set forth in the applicable Fund's prospectus and any applicable sales charge and other rules, as described in the SAI. Shareholders interested in such an exchange may request a prospectus for these other funds by contacting the Trust.

Unless eligible for a waiver, shareholders who exchange (or redeem) shares of the PIMCO Senior Floating Rate Fund held less than 30 days may be subject to a redemption fee. See "Redemption Fees" above. Shares are exchanged on the basis of their respective NAVs, minus the redemption fee, next calculated after your exchange order is received by the Distributor.

Exchanges of Class A and Class C shares are subject to an initial \$1,000 minimum (and subsequent \$50 minimum) for each Fund, except with respect to tax-qualified programs and exchanges effected through the PIMCO Funds Automatic Exchange Plan. Specified benefit plans or financial service firms may impose various fees and charges, investment minimums and other requirements with respect to exchanges of Class R shares.

An exchange is generally a taxable event which will generate capital gains or losses, and special rules may apply in computing tax basis when determining gain or loss. See "Tax Consequences" in this prospectus and "Taxation" in the SAI.

Eligible investors who maintain their account directly with the Funds may submit a request to exchange Fund shares by accessing their account online. Eligible direct investors in Class A and Class C shares may access their online account via pimco.com/MyAccountAccess. Eligible direct investors in Institutional shares may access their online account via pimco.com/InstitutionalAccountAccess.

If you maintain your Class A, Class C or Class R account with the Trust, you may exchange shares by completing a written exchange request and sending it to PIMCO Funds, P.O. Box 219294, Kansas City, MO 64121-9294 or by calling the Funds at 888.87.PIMCO. Exchanges of an amount of \$10 million or more must be submitted in writing by an Authorized Person. If you maintain your Institutional Class or Administrative Class shares with the Trust, you may exchange shares by following the redemption procedures for those classes above. If you maintain Class A, Class C, Class R, Institutional Class, I-2, I-3 or Administrative Class shares through an intermediary, please contact the intermediary to conduct your transactions.

Shares of one class of a Fund may also be exchanged directly for shares of another class of the Fund, subject to any applicable sales charge and other rules, as described in the SAI. If I-2 or I-3 shares are exchanged for Class A shares, a Class A sales charge will not apply.

The Trust reserves the right to refuse exchange purchases (or purchase and redemption and/or redemption and purchase transactions) if, in the judgment of PIMCO, the transaction would adversely affect a Fund and its shareholders. Although the Trust has no current intention of terminating or modifying the exchange privilege, it reserves the right to do so at any time. Except as otherwise permitted by the SEC, the Trust will give you 60 days' advance notice if it exercises its right to terminate or materially modify the exchange privilege with respect to Class A, Class C and Class R shares.

The SAI provides more detailed information about the exchange privilege, including the procedures you must follow and additional exchange options. You can obtain the SAI free of charge from the Funds by written request to the address above, by visiting pimco.com or by calling 888.87.PIMCO.

Acceptance and Timing of Purchase Orders, Redemption Orders and Share Price Calculations

Under normal circumstances, a purchase order received by the Trust or its designee prior to the NYSE Close, on a day the Trust is open for business, together with payment made in one of the ways described above will be effected at that day's NAV plus any applicable sales charge. An order received after the close of regular trading on the NYSE will be effected at the NAV determined on the next business day. However, orders received by certain retirement plans and other financial firms on a business day prior to the close of regular trading on the NYSE and communicated to the Trust or its designee prior to such time as agreed upon by the Trust and financial firm will be effected at the NAV determined on the business day the order was received by the financial firm. The Trust is "open for business" on each day the NYSE is open for trading, which excludes the following holidays: New Year's Day, Martin Luther King, Jr. Day, Presidents' Day, Good Friday, Memorial Day, Independence Day, Labor Day, Thanksgiving Day and Christmas Day. If the NYSE is closed due to weather or other extenuating circumstances on a day it would typically be open for business, the Trust reserves the right to treat such day as a Business Day and accept purchase and redemption orders and calculate a Fund's NAV as of the normally scheduled close of regular trading on the NYSE or such other time that the Fund may determine, in accordance with applicable law. A Fund reserves the right to close if the primary trading markets of the Fund's portfolio instruments are closed and the Fund's management believes that there is

not an adequate market to meet purchase, redemption or exchange requests. On any business day when the Securities Industry and Financial Markets Association ("SIFMA") recommends that the securities markets close trading early or when the NYSE closes earlier than scheduled, each Fund may (i) close trading early (in which the time as of which NAV is calculated would be advanced and, therefore, also the time by which purchase and redemption orders must be received in order to receive that day's NAV would be advanced) or (ii) accept purchase and redemption orders until, and calculate its NAV as of, the normally scheduled close of regular trading on the NYSE for that day. Purchase orders will be accepted only on days which the Trust is open for business.

Under normal circumstances, a redemption order received by the Trust or its designee prior to the NYSE Close on a day the Trust is open for business, is effective on that day (unless a specific subsequent trade date is provided). A redemption order received after that time becomes effective on the next business day. Redemption requests for Fund shares are effected at the NAV per share next determined after receipt of a redemption request by the Trust or its designee, minus any applicable sales charge. However, orders received by certain broker-dealers and other financial firms on a business day prior to the NYSE Close and communicated to the Trust or its designee prior to such time as agreed upon by the Trust and financial firm will be effected on the business day the order was received by the financial firm. The request must properly identify all relevant information such as trade date, account name, account number, redemption amount (in dollars or shares), the Fund name and the class of shares and must be executed by an Authorized Person.

The Trust and the Distributor each reserves the right, in its sole discretion, to accept or reject any order for purchase of Fund shares, including with respect to one or more share classes of a Fund. The Trust or the Distributor may reject an order for purchase of Fund shares for any reason or no reason. The sale of shares may be suspended during any period in which the NYSE is closed other than weekends or holidays, or if permitted by the rules of the SEC, when trading on the NYSE is restricted or during an emergency which makes it impracticable for the Fund to dispose of its securities or to determine fairly the value of its net assets, or during any other period as permitted by the SEC for the protection of investors. Additionally, redemptions of Fund shares may be suspended when trading on the NYSE is restricted or during an emergency which makes it impracticable for the Fund to dispose of its securities or to determine fairly the value of its net assets, or during any other period as permitted by the SEC for the protection of investors. Under these and other unusual circumstances, the Trust may suspend redemptions or postpone payment for more than seven days, as permitted by law.

An investor should invest in the Fund for long-term investment purposes only. The Trust reserves the right to refuse purchases if, in the judgment of PIMCO, the purchases would adversely affect the Fund and its shareholders. In particular, the Trust and PIMCO each reserves the right to restrict purchases of Fund shares (including exchanges) when a pattern of frequent purchases and sales made in response to short-term fluctuations in share price appears evident. Notice of any such restrictions, if any, will vary according to the particular circumstances.

Abusive Trading Practices

The Trust encourages shareholders to invest in the Funds as part of a long-term investment strategy and discourages excessive, short-term trading and other abusive trading practices, sometimes referred to as "market timing." However, because the Trust will not always be able to detect market timing or other abusive trading activity, investors should not assume that the Trust will be able to detect or prevent all market timing or other trading practices that may disadvantage the Funds.

Certain of the Funds' investment strategies may expose the Funds to risks associated with market timing activities. For example, since certain Funds may invest in non-U.S. securities, they may be subject to the risk that an investor may seek to take advantage of a delay between the change in value of the Funds' non-U.S. portfolio securities and the determination of the Funds' NAV as a result of different closing times of U.S. and non-U.S. markets by buying or selling Fund shares at a price that does not reflect their true value. A similar risk exists for a Fund's potential investment in securities of small capitalization companies, securities of issuers located in emerging markets, securities of distressed companies or high yield securities that are thinly traded and therefore may have actual values that differ from their market prices.

Except as identified below, to discourage excessive, short-term trading and other abusive trading practices, the Board of Trustees of the Trust has adopted policies and procedures reasonably designed to detect and prevent short-term trading activity that may be harmful to a Fund and its shareholders. Such activities may have a detrimental effect on a Fund and its shareholders. For example, depending upon various factors such as the size of a Fund and the amount of its assets maintained in cash, short-term or excessive trading by Fund shareholders may interfere with the efficient management of the Fund's investments, increase transaction costs and taxes, and may harm the performance of the Fund and its shareholders.

The Trust seeks to deter and prevent abusive trading practices, and to reduce these risks, through several methods. First, the Trust imposes a redemption fee on shares of the PIMCO Senior Floating Rate Fund redeemed or exchanged within 30 days after their purchase. The purpose of redemption fees is to deter excessive, short-term trading and other abusive trading practices and to help offset the costs associated with the sale of portfolio securities to satisfy redemption and exchange requests. See "Redemption Fees" above for further information. In certain situations, the PIMCO Senior Floating Rate Fund has elected not to impose redemption fees. See "Waiver of Redemption Fees" above for a discussion on the specific situations in which the PIMCO Senior Floating Rate Fund will not impose redemption fees.

Second, to the extent that there is a delay between a change in the value of a Fund's portfolio holdings and the time when that change is reflected in the NAV of the Fund's shares, the Fund is exposed to the risk that investors may seek to exploit this delay by purchasing or redeeming shares at NAVs that do not reflect appropriate fair value prices. The Trust seeks to deter and prevent this activity, sometimes referred to as "stale price arbitrage," by the appropriate use of "fair value" pricing of a Fund's portfolio securities. See "How Fund Shares Are Priced" below for more information.

Third, the Trust and PIMCO seek to monitor shareholder account activities in order to detect and prevent excessive and disruptive trading practices. The Trust and PIMCO each reserves the right to restrict or refuse any purchase or exchange transactions if, in the judgment of the Trust or of PIMCO, the transaction may adversely affect the interests of a Fund or its shareholders. Among other things, the Trust may monitor for any patterns of frequent purchases and sales that appear to be made in response to short-term fluctuations in share price and may also monitor for any attempts to improperly avoid the imposition of a redemption fee. Notice of such restrictions, if any, will vary according to the particular circumstances. The Trust does not monitor the PIMCO Funds of Funds (as defined below) for purposes of detecting frequent or short-term trading practices with respect to shares of the Funds.

Although the Trust and its service providers seek to use these methods to detect and prevent abusive trading activities, and although the Trust will consistently apply such methods, there can be no assurances that such activities can be mitigated or eliminated. By their nature, omnibus accounts, in which purchases and sales of Fund shares by multiple investors are aggregated for presentation to a Fund on a net basis, conceal the identity of the individual investors from the Fund. This makes it more difficult for the Trust and/or PIMCO to identify short-term transactions in the Fund.

Verification of Identity

To help the federal government combat the funding of terrorism and money laundering activities, federal law requires all financial institutions to obtain, verify and record information that identifies each person, or the control person(s) and/or beneficial owners of legal entity customers, that opens a new account, and to determine whether such person's name appears on government lists of known or suspected terrorists and terrorist organizations. As a result, a Fund must obtain the following information for each person, or the control person(s) and/or beneficial owners of legal entity customers, that opens a new account:

1. Name;
2. Date of birth (for individuals);
3. Residential or business street address; and
4. Social security number, taxpayer identification number, or other identifying number.

Federal law prohibits the Funds and other financial institutions from opening a new account unless they receive the minimum identifying information listed above.

Individuals may also be asked for a copy of their driver's license, passport or other identifying document in order to verify their identity. In addition, it may be necessary to verify an individual's identity by cross-referencing the identification information with a consumer report or other electronic database. Additional information may be required to open accounts for corporations and other entities.

After an account is opened, a Fund may restrict your ability to purchase additional shares until your identity is verified. A Fund also may close your account and redeem your shares or take other appropriate action if it is unable to verify your identity within a reasonable time.

How Fund Shares Are Priced

The price of a Fund's shares is based on the Fund's NAV. The NAV of a Fund, or each of its share classes, as applicable, is determined by dividing the total value of a Fund's portfolio investments and other assets attributable to that Fund or class, less any liabilities, by the total number of shares outstanding of that Fund or class.

On each day that the NYSE is open, Fund shares are ordinarily valued as of the NYSE Close. Information that becomes known to the Funds or their agents after the time as of which NAV has been calculated on a particular day will not generally be used to retroactively adjust the price of a security or the NAV determined earlier that day. If regular trading on the NYSE closes earlier than scheduled, each Fund reserves the right to either (i) calculate its NAV as of the earlier closing time or (ii) calculate its NAV as of the normally scheduled close of regular trading on the NYSE for that day. Each Fund generally does not calculate its NAV on days during which the NYSE is closed. However, if the NYSE is closed on a day it would normally be open for business, each Fund reserves the right to calculate its NAV as of the normally scheduled close of regular trading on the NYSE for that day or such other time that the Fund may determine.

For purposes of calculating NAV, portfolio securities and other assets for which market quotes are readily available are valued at market value. Market value is generally determined on the basis of official closing prices or the last reported sales prices, or if no sales are reported, based on quotes obtained from established market makers or prices (including evaluated prices) supplied by the Funds' approved pricing services, quotation reporting systems and other third-party sources (together, "Pricing Services"). The Funds will normally use pricing data for domestic equity securities received shortly after the NYSE Close and do not normally take into account trading, clearances or settlements that take place after the NYSE Close. A foreign (non-U.S.) equity security traded on a foreign exchange or on more than one exchange is typically valued using pricing information from the exchange considered by PIMCO to be the primary exchange. If market value pricing is used, a foreign (non-U.S.) equity security will be valued as of the close of trading on the foreign exchange, or the NYSE Close, if the NYSE Close occurs before the end of trading on the foreign exchange. Domestic and foreign (non-U.S.) fixed income securities, non-exchange-traded derivatives, and equity options are normally valued on the basis of quotes obtained from brokers and dealers or Pricing Services using data reflecting the earlier closing of the principal markets for those securities. Prices obtained from Pricing Services may be based on, among other things, information provided by market makers or estimates of market values obtained from yield data relating to investments or securities with similar characteristics. Certain fixed income securities purchased on a delayed-delivery basis are marked to market daily until settlement at the forward settlement date. Exchange-traded options, except equity options, futures and options on futures are valued at the settlement price determined by the relevant exchange. Swap agreements are valued on the basis of bid quotes obtained from brokers and dealers or market-based prices supplied by Pricing Services or other pricing sources. With respect to any portion of the Fund's assets that are invested in one or more open-end management investment companies (other than exchange-traded funds), a Fund's NAV will be calculated based upon the NAVs of such investments.

If a foreign (non-U.S.) equity security's value has materially changed after the close of the security's primary exchange or principal market but before the NYSE Close, the security may be valued at fair value based on procedures established and approved by the Board of Trustees. Foreign (non-U.S.) equity securities that do not trade when the NYSE is open are also valued at fair value. With respect to foreign (non-U.S.) equity securities, the Fund may determine the fair value of investments based on information provided by Pricing Services and other third-party vendors, which may recommend fair value or adjustments with reference to other securities, indexes or assets. In considering whether fair valuation is required and in determining fair values, the Fund may, among other things, consider significant events (which may be considered to include changes in the value of U.S. securities or securities indexes) that occur after the close of the relevant market and before the NYSE Close. A Fund may utilize modeling tools provided by third-party vendors to determine fair values of non-U.S. securities. For these purposes, any movement in the applicable reference index or instrument ("zero trigger") between the earlier close of the applicable foreign market and the NYSE Close may be deemed to be a significant event, prompting the application of the pricing model (effectively resulting in daily fair valuations). Foreign (non-U.S.) exchanges may permit trading in foreign (non-U.S.) equity securities on days when the Trust is not open for business, which may result in a Fund's portfolio investments being affected when you are unable to buy or sell shares.

Senior secured floating rate loans for which an active secondary market exists to a reliable degree will be valued at the mean of the last available bid/ask prices in the market for such loans, as provided by a Pricing Service. Senior secured floating rate loans for which an active secondary market does not exist to a reliable degree will be valued at fair value, which is intended to approximate market value. In valuing a senior secured floating rate loan at fair value, the factors considered may include, but are not limited to, the following: (a) the creditworthiness of the borrower and any intermediate participants, (b) the terms of the loan, (c) recent prices in the market for similar loans, if any, and (d) recent prices in the market for instruments of similar quality, rate, period until next interest rate reset and maturity.

Investments valued in currencies other than the U.S. dollar are converted to the U.S. dollar using exchange rates obtained from Pricing Services. As a result, the value of such investments and, in turn, the NAV of the Fund's shares may be affected by changes in the value of currencies in relation to the U.S. dollar. The value of investments traded in markets outside the United States or denominated in currencies other than the U.S. dollar may be affected significantly on a day that the Trust is not open for business. As a result, to the extent that a Fund holds foreign (non-U.S.) investments, the value of those investments may change at times when shareholders are unable to buy or sell shares and the value of such investments will be reflected in the Fund's next calculated NAV.

Investments for which market quotes or market based valuations are not readily available are valued at fair value as determined in good faith by the Board of Trustees or persons acting at their direction. The Board of Trustees has adopted methods for valuing securities and other assets in circumstances where market quotes are not readily available, and has delegated to PIMCO the responsibility for applying the fair valuation

methods. In the event that market quotes or market based valuations are not readily available, and the security or asset cannot be valued pursuant to a Board approved valuation method, the value of the security or asset will be determined in good faith by the Valuation Oversight Committee of the Board of Trustees, generally based on recommendations provided by PIMCO. Market quotes are considered not readily available in circumstances where there is an absence of current or reliable market-based data (e.g., trade information, bid/ask information, broker quotes, Pricing Services' prices), including where events occur after the close of the relevant market, but prior to the NYSE Close, that materially affect the values of the Fund's securities or assets. In addition, market quotes are considered not readily available when, due to extraordinary circumstances, the exchanges or markets on which the securities trade do not open for trading for the entire day and no other market prices are available. The Board of Trustees has delegated to PIMCO the responsibility for monitoring significant events that may materially affect the values of the Fund's securities or assets and for determining whether the value of the applicable securities or assets should be reevaluated in light of such significant events.

When the Fund uses fair valuation to determine the value of a portfolio security or other asset for purposes of calculating its NAV, such investments will not be priced on the basis of quotes from the primary market in which they are traded, but rather may be priced by another method that the Board of Trustees or persons acting at their direction believe reflects fair value. Fair valuation may require subjective determinations about the value of a security. While the Trust's policy is intended to result in a calculation of the Fund's NAV that fairly reflects security values as of the time of pricing, the Trust cannot ensure that fair values determined by the Board of Trustees or persons acting at their direction would accurately reflect the price that a Fund could obtain for a security if it were to dispose of that security as of the time of pricing (for instance, in a forced or distressed sale). The prices used by the Fund may differ from the value that would be realized if the securities were sold. The Funds' use of fair valuation may also help to deter "stale price arbitrage" as discussed above under "Abusive Trading Practices."

Under certain circumstances, the per share NAV of a class of the Fund's shares may be different from the per share NAV of another class of shares as a result of the different daily expense accruals applicable to each class of shares.

Fund Distributions

Each Fund distributes substantially all of its net investment income to shareholders in the form of dividends. Dividends paid by each Fund with respect to each class of shares are calculated in the same manner and at the same time, but dividends on different classes of shares may be different as a result of the service and/or distribution fees applicable to certain classes of shares. The following table shows when each Fund intends to declare and distribute income dividends to shareholders of record.

| Fund | Declared Daily and Paid Monthly | Declared and Paid Quarterly |
|---|---------------------------------|-----------------------------|
| All Funds other than the PIMCO Preferred and Capital Securities Fund and PIMCO Credit Opportunities Bond Fund | • | |

| Fund | Declared Daily and Paid Monthly | Declared and Paid Quarterly |
|---|---------------------------------------|--------------------------------|
| PIMCO Preferred and Capital Securities Fund and PIMCO Credit Opportunities Bond Fund | | • |

In addition, each Fund distributes any net capital gains it earns from the sale of portfolio securities to shareholders no less frequently than annually. Net short-term capital gains may be paid more frequently.

A Fund's dividend and capital gain distributions with respect to a particular class of shares will automatically be reinvested in additional shares of the same class of the Fund at NAV unless the shareholder elects to have the distributions paid in cash. A shareholder may elect to have distributions paid in cash on the Account Application, by phone, or by submitting a written request, signed by an Authorized Person, indicating the account name, account number, name of Fund and share class. A shareholder may elect to invest all distributions in shares of the same class of any other fund of the Trust or PIMCO Funds which offers that class of shares at NAV. A shareholder must have an account existing in the fund selected for investment with the identical registered name. This option must be elected when the account is set up.

Shares Purchased by Wire: With respect to the Funds whose policy it is to declare dividends daily, dividends will begin to accrue the business day following the day the order is effected or such later date as agreed with the Trust.

Shares Purchased by Check or ACH: With respect to each Fund (except the PIMCO Preferred and Capital Securities Fund and PIMCO Credit Opportunities Bond Fund), the order will be effected at that day's NAV, but dividends will not begin to accrue until the following business day.

With respect to each Fund (except the PIMCO Preferred and Capital Securities Fund and PIMCO Credit Opportunities Bond Fund), if a purchase order is placed through a broker, dealer or other financial firms authorized to settle through the National Securities Clearing Corporation (the "NSCC"), the purchase order will begin accruing dividends the business day following the NSCC settlement date or as agreed upon and as allowed by applicable law.

A Class A, Class C or Class R shareholder may choose from the following distribution options:

- Reinvest all distributions in additional shares of the same class of the Fund at NAV. You should contact your financial firm (if shares are held through a financial firm) or the Fund's Transfer Agent (if shares are held through a direct account) for details. You do not pay any sales charges on shares received through the reinvestment of Fund distributions. This will be done unless you elect another option.
- Invest all distributions in shares of the same class of any other fund of the Trust or PIMCO Equity Series which offers that class at NAV. You must have an account existing in the fund selected for investment with the identical registered name. You must elect this option on your Account Application or by a telephone request to the Transfer Agent at 888.87.PIMCO.

- Receive all distributions in cash (either paid directly to you or credited to your account with your broker or other financial intermediary). If the postal or other delivery service is unable to deliver checks to your address of record, the Trust's Transfer Agent will hold the returned checks for your benefit in a non-interest bearing account. You must elect this option on your Account Application or by a telephone request to the Transfer Agent at 888.87.PIMCO.

The financial service firm may offer additional distribution reinvestment programs or options. Please contact the firm for details.

Tax Consequences

The following information is meant as a general summary for U.S. taxpayers. Please see the SAI for additional information. You should rely on your own tax adviser for advice about the particular federal, state and local tax consequences to you of investing in any Fund.

Each Fund will distribute substantially all of its income and gains to its shareholders every year, and shareholders will be taxed on distributions they receive.

- **Taxes on Fund Distributions.** A shareholder subject to U.S. federal income tax will be subject to tax on taxable Fund distributions of taxable income or capital gains whether they are paid in cash or reinvested in additional shares of the Funds. For federal income tax purposes, taxable Fund distributions will be taxable to the shareholder as either ordinary income or capital gains.

Fund taxable dividends (*i.e.*, distributions of investment income) are generally taxable to shareholders as ordinary income. A portion of distributions may be qualified dividends taxable at lower rates for individual shareholders. However, in light of the investment strategies of the Funds, it is not anticipated that a significant portion of the dividends paid by the Funds will be eligible to be reported as qualified dividends. Federal taxes on Fund distributions of gains are determined by how long a Fund owned the investments that generated the gains, rather than how long a shareholder has owned the shares. Distributions of gains from investments that the Fund owned for more than one year will generally be taxable to shareholders as long-term capital gains. Distributions of gains from investments that the Fund owned for one year or less will generally be taxable as ordinary income.

The tax treatment of income, gains and losses attributable to foreign currencies (and derivatives on such currencies), and various other special tax rules applicable to certain financial transactions and instruments could affect the amount, timing and character of a Fund's distributions. In some cases, these tax rules could also result in a retroactive change in the tax character of prior distributions and may also possibly cause all, or a portion, of prior distributions to be reclassified as returns of capital for tax purposes. See "Returns of Capital" below.

Taxable Fund distributions are taxable to shareholders even if they are paid from income or gains earned by a Fund prior to the shareholder's investment and thus were included in the price paid for the shares. For example, a shareholder who purchases shares on or just before the record

date of a Fund distribution will pay full price for the shares and may receive a portion of his or her investment back as a taxable distribution.

- **Taxes on Redemption or Exchanges of Shares.** You will generally have a taxable capital gain or loss if you dispose of your Fund shares by redemption, exchange or sale. The amount of the gain or loss and the rate of tax will depend primarily upon how much you pay for the shares, how much you sell them for, and how long you hold them. When you exchange shares of a Fund for shares of another Fund, the transaction will be treated as a sale of the Fund shares for these purposes, and any gain on those shares will generally be subject to federal income tax.
- **Medicare Tax.** An additional 3.8% Medicare tax is imposed on certain net investment income (including ordinary dividends and capital gain distributions received from a Fund and net gains from redemptions or other taxable dispositions of Fund shares) of U.S. individuals, estates and trusts to the extent that such person's "modified adjusted gross income" (in the case of an individual) or "adjusted gross income" (in the case of an estate or trust) exceeds certain threshold amounts.
- **Returns of Capital.** If a Fund's distributions exceed its taxable income and capital gains realized during a taxable year, all or a portion of the distributions made in the same taxable year may be recharacterized as a return of capital to shareholders. A return of capital distribution will generally not be taxable, but will reduce each shareholder's cost basis in the Fund and result in a higher reported capital gain or lower reported capital loss when those shares on which the distribution was received are sold.
- **Important Tax Reporting Considerations.** Your financial intermediary or the Fund (if you hold your shares in a Fund direct account) will report gains and losses realized on redemptions of shares for shareholders who are individuals and S corporations purchased after January 1, 2012 to the Internal Revenue Service (IRS). This information will also be reported to you on Form 1099-B and the IRS each year. In calculating the gain or loss on redemptions of shares, the average cost method will be used to determine the cost basis of Fund shares purchased after January 1, 2012 unless you instruct the Fund in writing that you want to use another available method for cost basis reporting (for example, First In, First Out (FIFO), Last In, First Out (LIFO), Specific Lot Identification (SLID) or High Cost, First Out (HIFO)). If you designate SLID as your cost basis method, you will also need to designate a secondary cost basis method (Secondary Method). If a Secondary Method is not provided, the Funds will designate FIFO as the Secondary Method and will use the Secondary Method with respect to automatic withdrawals made after January 1, 2012 or conducted via an automatic withdrawal plan.

If a shareholder is a corporation and has not instructed the Fund that it is a C corporation in its Account Application or by written instruction, the Fund will treat the shareholder as an S corporation and file a Form 1099-B.

- **Backup Withholding.** Each Fund may be required to withhold U.S. federal income tax on all taxable distributions payable to

shareholders if they fail to provide the Fund with their correct taxpayer identification number or to make required certifications, or if they have been notified by the IRS that they are subject to backup withholding. Backup withholding is not an additional tax. Any amounts withheld may be credited against U.S. federal income tax liability.

- **Foreign Withholding Taxes.** A Fund may be subject to foreign withholding or other foreign taxes, which in some cases can be significant on any income or gain from investments in foreign securities. In that case, the Fund's total return on those securities would be decreased. Each Fund may generally deduct these taxes in computing its taxable income. Rather than deducting these foreign taxes, if more than 50% of the value of a Fund's total assets at the close of its taxable year consists of stock or securities of foreign corporations or foreign governments, or if at least 50% of the value of a Fund's total assets at the close of each quarter of its taxable year is represented by interests in other regulated investment companies, such Fund may make an election to treat a proportionate amount of eligible foreign taxes as constituting a taxable distribution to each shareholder, which would, subject to certain limitations, generally allow the shareholder to either (i) credit that proportionate amount of taxes against U.S. Federal income tax liability as a foreign tax credit or (ii) take that amount as an itemized deduction. Although in some cases the Fund may be able to apply for a refund of a portion of such taxes, the ability to successfully obtain such a refund may be uncertain.

Foreign shareholders may be subject to U.S. tax withholding of 30% (or lower applicable treaty rate) on distributions from the Funds. Additionally, the Funds are required to withhold U.S. tax (at a 30% rate) on payments of taxable dividends made to certain non-U.S. entities that fail to comply (or be deemed compliant) with extensive reporting and withholding requirements designed to inform the U.S. Department of the Treasury of U.S.-owned foreign investment accounts. Shareholders may be requested to provide additional information to enable the Funds to determine whether withholding is required.

This "Tax Consequences" section relates only to federal income tax; the consequences under other tax laws may differ. Shareholders should consult their tax advisors as to the possible application of foreign, state and local income tax laws to Fund dividends and capital distributions. Please see "Taxation" in the SAI for additional information regarding the tax aspects of investing in the Funds.

Characteristics and Risks of Securities and Investment Techniques

This section provides additional information about some of the principal investments and related risks of the Funds described under “Fund Summaries” and “Description of Principal Risks” above. It also describes characteristics and risks of additional securities and investment techniques that may be used by the Funds from time to time. Most of these securities and investment techniques described herein are discretionary, which means that PIMCO can decide whether to use them or not. This prospectus does not attempt to disclose all of the various types of securities and investment techniques that may be used by the Funds. As with any mutual fund, investors in the Funds rely on the professional investment judgment and skill of PIMCO and the individual portfolio managers. Please see “Investment Objectives and Policies” in the SAI for more detailed information about the securities and investment techniques described in this section and about other strategies and techniques that may be used by the Funds.

Investors should be aware that the investments made by a Fund and the results achieved by a Fund at any given time are not expected to be the same as those made by other funds for which PIMCO acts as investment adviser, including funds with names, investment objectives and policies similar to a Fund. This may be attributable to a wide variety of factors, including, but not limited to, the use of a different portfolio management team or strategy, when a particular fund commenced operations or the size of a particular fund, in each case as compared to other similar funds. Significant shareholder purchases and redemptions may adversely impact a Fund’s portfolio management. For example, a Fund may be forced to sell a comparatively large portion of its portfolio to meet significant shareholder redemptions, or hold a comparatively large portion of its portfolio in cash due to significant shareholder purchases, in each case when the Fund otherwise would not seek to do so. Such shareholder transactions may cause Funds to make investment decisions at inopportune times or prices or miss attractive investment opportunities. Such transactions may also increase a Fund’s transaction costs, accelerate the realization of taxable income if sales of securities resulted in gains, or otherwise cause a Fund to perform differently than intended. Similarly, significant shareholder purchases may adversely affect a Fund’s performance to the extent the Fund is delayed in investing new cash and, as a result, holds a proportionally larger cash position than under ordinary circumstances and such impact may be heightened in funds of funds. While such risks may apply to Funds of any size, such risks are heightened in Funds with fewer assets under management. In addition, new Funds may not be able to fully implement their investment strategy immediately upon commencing investment operations, which could reduce investment performance.

More generally, a Fund may be adversely affected when a large shareholder purchases or redeems large amounts of shares, which can occur at any time and may impact the Fund in the same manner as a high volume of purchase or redemption requests. Such large shareholders include, but are not limited to, other funds, institutional investors, and asset allocators who make investment decisions on behalf of underlying clients. Large shareholder transactions may cause Funds to make investment decisions at inopportune times or prices or miss attractive investment opportunities. In

addition, such transactions may also cause the Fund to sell certain assets in order to meet purchase or redemption requests, which could indirectly affect the liquidity of the Fund’s portfolio. Such transactions may also increase the Fund’s transaction costs, decrease economies of scale, accelerate the realization of taxable income, or otherwise cause the Fund to perform differently than intended. While large shareholder transactions may be more frequent under certain circumstances, the Fund is generally subject to the risk that a large shareholder can purchase or redeem a significant percentage of Fund shares at any time. Moreover, the Fund is subject to the risk that other shareholders may make investment decisions based on the choices of a large shareholder, which could exacerbate any potential negative effects experienced by the Fund.

Certain PIMCO Funds (the “PIMCO Funds of Funds”) invest substantially all or a significant portion of their assets in Underlying PIMCO Funds, which is defined to include the Funds. In some cases, the PIMCO Funds of Funds and certain funds managed by investment advisers affiliated with PIMCO (“Affiliated Funds of Funds”) may be the predominant or sole shareholders of a particular Underlying PIMCO Fund, including a Fund. Investment decisions made with respect to the PIMCO Funds of Funds and Affiliated Funds of Funds could, under certain circumstances, negatively impact the Underlying PIMCO Funds, including the Funds, with respect to the expenses and investment performance of the Underlying PIMCO Funds. For instance, large purchases or redemptions of shares of an Underlying PIMCO Fund by the PIMCO Funds of Funds and Affiliated Funds of Funds, whether as part of a reallocation or rebalancing strategy or otherwise, may result in the Underlying PIMCO Fund having to sell securities or invest cash when it otherwise would not do so. Such transactions could increase an Underlying PIMCO Fund’s transaction costs and accelerate the realization of taxable income if sales of securities resulted in gains. Additionally, as the PIMCO Funds of Funds and Affiliated Funds of Funds may invest substantially all or a significant portion of their assets in Underlying PIMCO Funds, the Underlying PIMCO Funds may not acquire securities of other registered open-end investment companies in reliance on Section 12(d)(1)(F) or Section 12(d)(1)(G) of the 1940 Act, thus limiting the Underlying PIMCO Funds investment flexibility.

Investment Selection

Certain Funds seek maximum total return. The total return sought by a Fund consists of both income earned on a Fund’s investments and capital appreciation, if any, arising from increases in the market value of a Fund’s holdings. Capital appreciation of fixed income securities generally results from decreases in market interest rates, foreign currency appreciation, or improving credit fundamentals for a particular market sector or security.

In selecting securities for a Fund, PIMCO develops an outlook for interest rates, currency exchange rates and the economy, analyzes credit and call risks, and uses other security selection techniques. The proportion of a Fund’s assets committed to investment in securities with particular characteristics (such as quality, sector, interest rate or maturity) varies based on PIMCO’s outlook for the U.S. economy and the economies of other countries in the world, the financial markets and other factors.

With respect to fixed income investing, PIMCO attempts to identify areas of the bond market that are undervalued relative to the rest of the market.

PIMCO identifies these areas by grouping Fixed Income Instruments into sectors such as money markets, governments, corporates, mortgages, asset-backed and international. In seeking to identify undervalued currencies, PIMCO may consider many factors, including but not limited to longer-term analysis of relative interest rates, inflation rates, real exchange rates, purchasing power parity, trade account balances and current account balances, as well as other factors that influence exchange rates such as flows, market technical trends and government policies. Sophisticated proprietary software then assists in evaluating sectors and pricing specific investments. Once investment opportunities are identified, PIMCO will shift assets among sectors depending upon changes in relative valuations, credit spreads and other factors. There is no guarantee that PIMCO's investment selection techniques will produce the desired results.

Fixed Income Instruments

"Fixed Income Instruments," as used generally in this prospectus, includes:

- securities issued or guaranteed by the U.S. Government, its agencies or government-sponsored enterprises ("U.S. Government Securities");
- corporate debt securities of U.S. and non-U.S. issuers, including convertible securities and corporate commercial paper;
- mortgage-backed and other asset-backed securities;
- inflation-indexed bonds issued both by governments and corporations;
- structured notes, including hybrid or "indexed" securities and event-linked bonds;
- bank capital and trust preferred securities;
- loan participations and assignments;
- delayed funding loans and revolving credit facilities;
- bank certificates of deposit, fixed time deposits and bankers' acceptances;
- repurchase agreements on Fixed Income Instruments and reverse repurchase agreements on Fixed Income Instruments;
- debt securities issued by states or local governments and their agencies, authorities and other government-sponsored enterprises;
- obligations of non-U.S. governments or their subdivisions, agencies and government-sponsored enterprises; and
- obligations of international agencies or supranational entities.

Securities issued by U.S. Government agencies or government-sponsored enterprises may not be guaranteed by the U.S. Treasury.

The Funds, to the extent permitted by the 1940 Act, or exemptive relief therefrom, may invest in derivatives based on Fixed Income Instruments.

Duration

Duration is a measure used to determine the sensitivity of a security's price to changes in interest rates that incorporates a security's yield, coupon, final maturity and call features, among other characteristics. The longer a security's duration, the more sensitive it will be to changes in interest rates. Similarly, a fund with a longer average portfolio duration will be more sensitive to changes in interest rates than a fund with a shorter average portfolio duration. By way of example, the price of a bond fund with an average duration of eight years would be expected to fall approximately

8% if interest rates rose by one percentage point. Similarly, the price of a bond fund with an average duration of fifteen years would be expected to fall approximately 15% if interest rates rose by one percentage point. Conversely, the price of a bond fund with an average duration of negative three years would be expected to rise approximately 3% if interest rates rose by one percentage point. The maturity of a security, another commonly used measure of price sensitivity, measures only the time until final payment is due, whereas duration takes into account the pattern of all payments of interest and principal on a security over time, including how these payments are affected by prepayments and by changes in interest rates, as well as the time until an interest rate is reset (in the case of variable-rate securities). PIMCO uses an internal model for calculating duration, which may result in a different value for the duration of an index compared to the duration calculated by the index provider or another third party.

U.S. Government Securities

U.S. Government Securities are obligations of, or guaranteed by, the U.S. Government, its agencies or government-sponsored enterprises. The U.S. Government does not guarantee the NAV of the Fund's shares. U.S. Government Securities are subject to market and interest rate risk, as well as varying degrees of credit risk. Some U.S. Government Securities are issued or guaranteed by the U.S. Treasury and are supported by the full faith and credit of the United States. Other types of U.S. Government Securities are supported by the full faith and credit of the United States (but not issued by the U.S. Treasury). These securities may have less credit risk than U.S. Government Securities not supported by the full faith and credit of the United States. Such other types of U.S. Government Securities are: (1) supported by the ability of the issuer to borrow from the U.S. Treasury; (2) supported only by the credit of the issuing agency, instrumentality or government-sponsored corporation; or (3) supported by the United States in some other way. These securities may be subject to greater credit risk. U.S. Government Securities include zero coupon securities, which do not distribute interest on a current basis and tend to be subject to greater market risk than interest-paying securities of similar maturities.

Securities issued by U.S. Government agencies or government-sponsored enterprises may not be guaranteed by the U.S. Treasury. Government National Mortgage Association ("GNMA"), a wholly owned U.S. Government corporation, is authorized to guarantee, with the full faith and credit of the U.S. Government, the timely payment of principal and interest on securities issued by institutions approved by GNMA and backed by pools of mortgages insured by the Federal Housing Administration or guaranteed by the Department of Veterans Affairs. Government-related guarantors (*i.e.*, not backed by the full faith and credit of the U.S. Government) include the Federal National Mortgage Association ("FNMA") and the Federal Home Loan Mortgage Corporation ("FHLMC"). Pass-through securities issued by FNMA are guaranteed as to timely payment of principal and interest by FNMA but are not backed by the full faith and credit of the U.S. Government. FHLMC guarantees the timely payment of interest and ultimate collection of principal, but its participation certificates are not backed by the full faith and credit of the U.S. Government. Under the direction of the Federal Housing Finance Agency, FNMA and FHLMC have entered into a joint initiative to develop a common securitization platform

for the issuance of a uniform mortgage-backed security (the "Single Security Initiative") that aligns the characteristics of FNMA and FHLMC certificates. The Single Security Initiative was implemented in June 2019, and the effects it may have on the market for mortgage-backed securities are uncertain.

Municipal Bonds

Municipal Bonds are generally issued by states, territories, possessions and local governments and their agencies, authorities and other instrumentalities. Municipal Bonds are subject to interest rate, credit and market risk, uncertainties related to the tax status of a Municipal Bond or the rights of investors invested in these securities. The ability of an issuer to make payments could be affected by litigation, legislation or other political events or the bankruptcy of the issuer. In addition, imbalances in supply and demand in the municipal market may result in a deterioration of liquidity and a lack of price transparency in the market. At certain times, this may affect pricing, execution and transaction costs associated with a particular trade. The value of certain municipal securities, in particular general obligation debt, may also be adversely affected by rising health care costs, increasing unfunded pension liabilities, changes in accounting standards and by the phasing out of federal programs providing financial support. Lower rated Municipal Bonds are subject to greater credit and market risk than higher quality Municipal Bonds. The types of Municipal Bonds in which the Funds may invest include municipal lease obligations, municipal general obligation bonds, municipal essential service revenue bonds, municipal cash equivalents, and pre-refunded and escrowed to maturity Municipal Bonds. The Funds may also invest in industrial development bonds, which are Municipal Bonds issued by a government agency on behalf of a private sector company and, in most cases, are not backed by the credit of the issuing municipality and may therefore involve more risk. The Funds may also invest in securities issued by entities whose underlying assets are Municipal Bonds.

Pre-refunded Municipal Bonds are tax-exempt bonds that have been refunded to a call date on or before the final maturity of principal and remain outstanding in the municipal market. The payment of principal and interest of the pre-refunded Municipal Bonds held by a Fund is funded from securities in a designated escrow account that holds U.S. Treasury securities or other obligations of the U.S. Government (including its agencies and instrumentalities ("Agency Securities")). As the payment of principal and interest is generated from securities held in a designated escrow account, the pledge of the municipality has been fulfilled and the original pledge of revenue by the municipality is no longer in place. The escrow account securities pledged to pay the principal and interest of the pre-refunded Municipal Bond do not guarantee the price movement of the bond before maturity. Investment in pre-refunded Municipal Bonds held by a Fund may subject the Fund to interest rate risk, market risk and credit risk. In addition, while a secondary market exists for pre-refunded Municipal Bonds, if a Fund sells pre-refunded Municipal Bonds prior to maturity, the price received may be more or less than the original cost, depending on market conditions at the time of sale.

Certain Funds may invest in trust certificates issued in tender option bond programs. In these programs, a trust typically issues two classes of certificates and uses the proceeds to purchase municipal securities having

relatively long maturities and bearing interest at a fixed interest rate substantially higher than prevailing short-term tax-exempt rates. There is a risk that a Fund investing in a tender option bond program will not be considered the owner of a tender option bond for federal income tax purposes, and thus will not be entitled to treat such interest as exempt from federal income tax. Certain tender option bonds may be illiquid or may become illiquid as a result of, among other things, a credit rating downgrade, a payment default or a disqualification from tax-exempt status. A Fund's investment in the securities issued by a tender option bond trust may involve greater risk and volatility than an investment in a fixed rate bond, and the value of such securities may decrease significantly when market interest rates increase. Tender option bond trusts could be terminated due to market, credit or other events beyond a Fund's control, which could require the Fund to dispose of portfolio investments at inopportune times and prices. A Fund may use a tender option bond program as a way of achieving leverage in its portfolio, in which case the Fund will be subject to leverage risk.

In December 2013, regulators finalized rules implementing Section 619 (the "Volcker Rule") and Section 941 (the "Risk Retention Rules") of the Dodd-Frank Wall Street Reform and Consumer Protection Act. Both the Volcker Rule and the Risk Retention Rules apply to tender option bond programs and place restrictions on the way certain sponsors may participate in tender option bond programs. Specifically, the Volcker Rule generally prohibits banking entities from engaging in proprietary trading or from acquiring or retaining an ownership interest in, or sponsoring, a hedge fund or private equity fund ("covered fund"), subject to certain exemptions and limitations. Tender option bond programs generally are considered to be covered funds under the Volcker Rule and, thus, may not be sponsored by a banking entity absent an applicable exemption. The Volcker Rule does not provide for any exemption that would allow banking entities to sponsor tender option bonds in the same manner as they did prior to the Volcker Rule's compliance date, which was July 21, 2017.

Mortgage-Related and Other Asset-Backed Securities

Mortgage-related securities include mortgage pass-through securities, collateralized mortgage obligations ("CMOs"), commercial mortgage-backed securities, mortgage dollar rolls, CMO residuals, stripped mortgage-backed securities ("SMBs") and other securities that directly or indirectly represent a participation in, or are secured by and payable from, mortgage loans on real property. The PIMCO Senior Floating Rate Fund may invest up to 5% of its total assets in mortgage- or asset-backed securities.

The value of some mortgage-related and other asset-backed securities may be particularly sensitive to changes in prevailing interest rates. Early repayment of principal on some mortgage-related securities may expose a Fund to a lower rate of return upon reinvestment of principal. When interest rates rise, the value of a mortgage-related security generally will decline; however, when interest rates are declining, the value of mortgage-related securities with prepayment features may not increase as much as other fixed income securities. The rate of prepayments on underlying mortgages will affect the price and volatility of a mortgage-related security, and may shorten or extend the effective maturity of the security beyond what was anticipated at the time of purchase. If unanticipated rates of prepayment on underlying mortgages increase the effective maturity of a

mortgage-related security, the volatility of the security can be expected to increase. See “Extension Risk” and “Prepayment Risk” below. The value of these securities may fluctuate in response to the market’s perception of the creditworthiness of the issuers. Additionally, although mortgages and mortgage-related securities are generally supported by some form of government or private guarantee and/or insurance, there is no assurance that guarantors or insurers will meet their obligations.

- **Extension Risk.** Mortgage-related and other asset-backed securities are subject to Extension Risk, which is the risk that the issuer of such a security pays back the principal of such an obligation later than expected. This may occur when interest rates rise. This may negatively affect Fund returns, as the value of the security decreases when principal payments are made later than expected. In addition, because principal payments are made later than expected, the Fund may be prevented from investing proceeds it would otherwise have received at a given time at the higher prevailing interest rates.
- **Prepayment Risk.** Mortgage-related and other asset-backed securities are subject to Prepayment Risk, which is the risk that the issuer of such a security pays back the principal of such an obligation earlier than expected (due to the sale of the underlying property, refinancing, or foreclosure). This may occur when interest rates decline. Prepayment may expose the Fund to a lower rate of return upon reinvestment of principal. Also, if a security subject to prepayment has been purchased at a premium, the value of the premium would be lost in the event of prepayment.

One type of SMBS has one class receiving all of the interest from the mortgage assets (the interest-only, or “IO” class), while the other class will receive all of the principal (the principal-only, or “PO” class). The yield to maturity on an IO class is extremely sensitive to the rate of principal payments (including prepayments) on the underlying mortgage assets, and a rapid rate of principal payments may have a material adverse effect on a Fund’s yield to maturity from these securities. Each Fund may invest up to 5% of its total assets in any combination of mortgage-related or other asset backed IO, PO, or inverse floater securities.

Each Fund may invest in each of collateralized bond obligations (“CBOs”), collateralized loan obligations (“CLOs”), other collateralized debt obligations (“CDOs”) and other similarly structured securities. CBOs, CLOs and other CDOs are types of asset-backed securities. A CBO is a trust which is backed by a diversified pool of high-risk, below investment grade fixed income securities. A CLO is a trust typically collateralized by a pool of loans, which may include, among others, domestic and foreign senior secured loans, senior unsecured loans, and subordinate corporate loans, including loans that may be rated below investment grade or equivalent unrated loans. Other CDOs are trusts backed by other types of assets representing obligations of various parties. Certain Funds may invest in other asset-backed securities that have been offered to investors.

- **Privately Issued Mortgage-Related Securities.** Pools created by non-governmental issuers generally offer a higher rate of interest than government and government-related pools because there are no direct or indirect government or agency

guarantees of payments in such pools. Privately issued mortgage-related securities are not subject to the same underwriting requirements for the underlying mortgages that are applicable to those mortgage-related securities that have a government or government-sponsored entity guarantee. As a result, the mortgage loans underlying privately issued mortgage-related securities may, and frequently do, have less favorable collateral, credit risk or other underwriting characteristics than government or government-sponsored mortgage-related securities and have wider variances in a number of terms including interest rate, term, size, purpose and borrower characteristics. The risk of nonpayment is greater for mortgage-related securities that are backed by loans that were originated under weak underwriting standards, including loans made to borrowers with limited means to make repayment. A level of risk exists for all loans, although, historically, the poorest performing loans have been those classified as subprime. Privately issued mortgage-related securities are not traded on an exchange and there may be a limited market for the securities, especially when there is a perceived weakness in the mortgage and real estate market sectors. Without an active trading market, mortgage-related securities held in a Fund’s portfolio may be particularly difficult to value because of the complexities involved in assessing the value of the underlying mortgage loans.

Privately Issued Mortgage-Related Securities include securities that reflect an interest in, and are secured by, mortgage loans on commercial real property. Many of the risks of investing in commercial mortgage-backed securities reflect the risks of investing in the real estate securing the underlying mortgage loans. These risks reflect the effects of local and other economic conditions on real estate markets, the ability of tenants to make loan payments, and the ability of a property to attract and retain tenants.

Loan Participations and Assignments

Each Fund may invest in fixed- and floating-rate loans, which investments generally will be in the form of loan participations and assignments of all or portions of such loans. Participations and assignments involve special types of risk, including extension risk, prepayment risk, credit risk, interest rate risk, liquidity risk, and the risks of being a lender. Loans are subject to the risk that scheduled interest or principal payments will not be made in a timely manner or at all, either of which may adversely affect the value of the loan. In addition, the collateral underlying a loan may be unavailable or insufficient to satisfy a borrower’s obligation, and a Fund could become part owner of any collateral if a loan is foreclosed, subjecting the Fund to costs associated with owning and disposing of the collateral. If a Fund purchases a participation, it may only be able to enforce its rights through the lender, and may assume the credit risk of the lender in addition to the borrower.

Reinvestment

Each Fund may be subject to the risk that the returns of a Fund will decline during periods of falling interest rates because the Fund may have to

reinvest the proceeds from matured, traded or called debt obligations at interest rates below the Fund's current earnings rate. For instance, when interest rates decline, an issuer of debt obligations may exercise an option to redeem securities prior to maturity, thereby forcing the Fund to invest in lower-yielding securities. A Fund also may choose to sell higher-yielding portfolio securities and to purchase lower-yielding securities to achieve greater portfolio diversification, because the Fund's portfolio manager believes the current holdings are overvalued or for other investment-related reasons. A decline in the returns received by a Fund from its investments is likely to have an adverse effect on the Fund's NAV, yield and total return.

Focused Investment

To the extent that a Fund focuses its investments in a particular sector, the Fund may be susceptible to loss due to adverse developments affecting that sector. These developments include, but are not limited to, governmental regulation; inflation; rising interest rates; cost increases in raw materials, fuel and other operating expenses; technological innovations that may render existing products and equipment obsolete; competition from new entrants; high research and development costs; increased costs associated with compliance with environmental or other governmental regulations; and other economic, business or political developments specific to that sector. Furthermore, a Fund may invest a substantial portion of its assets in companies in related sectors that may share common characteristics, are often subject to similar business risks and regulatory burdens, and whose securities may react similarly to the types of developments described above, which will subject the Fund to greater risk. A Fund also will be subject to focused investment risk to the extent that it invests a substantial portion of its assets in a particular issuer, market, asset class, country or geographic region.

Corporate Debt Securities

Corporate debt securities are subject to the risk of the issuer's inability to meet principal and interest payments on the obligation and may also be subject to price volatility due to such factors as interest rate sensitivity, market perception of the creditworthiness of the issuer and general market liquidity. When interest rates rise, the value of corporate debt securities can be expected to decline. Debt securities with longer maturities tend to be more sensitive to interest rate movements than those with shorter maturities. In addition, certain corporate debt securities may be highly customized and as a result may be subject to, among others, liquidity and pricing transparency risks.

Bank Capital Securities

There are two common types of bank capital: Tier I and Tier II. Bank capital is generally, but not always, of investment grade quality. Tier I securities often take the form of trust preferred securities. Tier II securities are commonly thought of as hybrids of debt and preferred securities, are often perpetual (with no maturity date), callable and, under certain conditions, allow for the issuer bank to withhold payment of interest until a later date.

Volatility

Volatility measures the variability in the price of an investment over time. A higher volatility level signifies an investment's value may fluctuate over a larger range within a short period of time, either up or down. A lower

volatility level means an investment's value is more likely to change within a narrower range, or less frequently, over time. The more volatile the portfolio holdings of a Fund, the less predictable the returns for a Fund. Higher volatility levels may indicate heightened risk of losses.

High Yield Securities and Distressed Companies

Securities rated lower than Baa by Moody's, or equivalently rated by S&P or Fitch, are sometimes referred to as "high yield securities" or "junk bonds." Issuers of these securities may be distressed and undergoing restructuring, bankruptcy or other proceedings in an attempt to avoid insolvency. Investing in these securities involves special risks in addition to the risks associated with investments in higher-rated fixed income securities. While offering a greater potential opportunity for capital appreciation and higher yields, high yield and distressed company securities typically entail greater potential price volatility and may be less liquid than higher-rated securities. High yield securities and debt securities of distressed companies may be regarded as predominately speculative with respect to the issuer's continuing ability to meet principal and interest payments. They may also be more susceptible to real or perceived adverse economic and competitive industry conditions than higher-rated securities. Certain Funds may invest in securities that are in default with respect to the payment of interest or repayment of principal, or present an imminent risk of default with respect to such payments. Issuers of securities in default may fail to resume principal or interest payments, in which case a Fund may lose its entire investment.

The market values of high yield securities tend to reflect individual developments of the issuer to a greater extent than do higher-quality securities, which tend to react mainly to fluctuations in the general level of interest rates. In addition, lower-quality debt securities tend to be more sensitive to general economic conditions. Certain emerging market governments that issue high yield securities in which a Fund may invest are among the largest debtors to commercial banks, foreign governments and supranational organizations, such as the World Bank, and may not be able or willing to make principal and/or interest payments as they come due.

Variable and Floating Rate Securities

Variable and floating rate securities are securities that pay interest at rates that adjust whenever a specified interest rate changes and/or that reset on predetermined dates (such as the last day of a month or a calendar quarter). In addition to senior loans, variable- and floating-rate instruments may include, without limit, instruments such as catastrophe and other event-linked bonds, bank capital securities, unsecured bank loans, corporate bonds, money market instruments and certain types of mortgage-related and other asset-backed securities. Each Fund may invest in floating rate debt instruments ("floaters") and engage in credit spread trades. A credit spread trade is an investment position relating to a difference in the prices or interest rates of two bonds or other securities, in which the value of the investment position is determined by changes in the difference between the prices or interest rates as the case may be, of the respective securities. Variable and floating rate securities generally are less sensitive to interest rate changes but may decline in value if their interest rates do not rise as much, or as quickly, as interest rates in general.

Conversely, floating rate securities will not generally increase in value if interest rates decline. Each Fund may also invest in inverse floating rate debt instruments ("inverse floaters"). An inverse floater may exhibit greater price volatility than a fixed rate obligation of similar credit quality. Each Fund may invest up to 5% of its total assets in any combination of mortgage-related or other asset-backed IO, PO or inverse floater securities. Additionally, a Fund may also invest, without limitation, in residual interest bonds. Residual interest bonds are a type of inverse floater. See "Municipal Bonds."

Inflation-Indexed Bonds

Inflation-indexed bonds (other than municipal inflation-indexed bonds and certain corporate inflation-indexed bonds, which are more fully described below) are fixed income securities whose principal value is periodically adjusted according to the rate of inflation. If the index measuring inflation falls, the principal value of inflation-indexed bonds (other than municipal inflation-indexed bonds and certain corporate inflation-indexed bonds) will be adjusted downward, and consequently the interest payable on these securities (calculated with respect to a smaller principal amount) will be reduced. Repayment of the original bond principal upon maturity (as adjusted for inflation) is guaranteed in the case of TIPS. For bonds that do not provide a similar guarantee, the adjusted principal value of the bond repaid at maturity may be less than the original principal.

TIPS may also be divided into individual zero-coupon instruments for each coupon or principal payment (known as "iSTRIPS"). An iSTRIP of the principal component of a TIPS issue will retain the embedded deflation floor that will allow the holder of the security to receive the greater of the original principal or inflation-adjusted principal value at maturity. iSTRIPS may be less liquid than conventional TIPS because they are a small component of the TIPS market.

Municipal inflation-indexed securities are municipal bonds that pay coupons based on a fixed rate plus CPI. With regard to municipal inflation-indexed bonds and certain corporate inflation-indexed bonds, the inflation adjustment is typically reflected in the semi-annual coupon payment. As a result, the principal value of municipal inflation-indexed bonds and such corporate inflation-indexed bonds does not adjust according to the rate of inflation. At the same time, the value of municipal inflation-indexed securities and such corporate inflation indexed securities generally will not increase if the rate of inflation decreases. Because municipal inflation-indexed securities and corporate inflation-indexed securities are a small component of the municipal bond and corporate bond markets, respectively, they may be less liquid than conventional municipal and corporate bonds.

The value of inflation-indexed bonds is expected to change in response to changes in real interest rates. Real interest rates are tied to the relationship between nominal interest rates and the rate of inflation. If nominal interest rates increase at a faster rate than inflation, real interest rates may rise, leading to a decrease in value of inflation-indexed bonds. Any increase in the principal amount of an inflation-indexed bond will be considered taxable ordinary income, even though investors do not receive their principal until maturity.

Event-Linked Exposure

Each Fund may obtain event-linked exposure by investing in "event-linked bonds" or "event-linked swaps" or by implementing "event-linked strategies." Event-linked exposure results in gains or losses that typically are contingent, or formulaically related to defined trigger events. Examples of trigger events include hurricanes, earthquakes, weather-related phenomena, or statistics related to such events. Some event-linked bonds are commonly referred to as "catastrophe bonds." If a trigger event occurs, a Fund may lose a portion or its entire principal invested in the bond or notional amount on a swap. Event-linked exposure often provides for an extension of maturity to process and audit loss claims where a trigger event has, or possibly has, occurred. An extension of maturity may increase volatility. Event-linked exposure may also expose a Fund to certain unanticipated risks including counterparty risk, adverse regulatory or jurisdictional interpretations, and adverse tax consequences. Event-linked exposures may also be subject to liquidity risk.

Convertible and Equity Securities

Common stock represents equity ownership in a company and typically provides the common stockholder the power to vote on certain corporate actions, including the election of the company's directors. Common stockholders participate in company profits through dividends and, in the event of bankruptcy, distributions, on a pro-rata basis after other claims are satisfied. Many factors affect the value of common stock, including earnings, earnings forecasts, corporate events and factors impacting the issuer's industry and the market generally. Common stock generally has the greatest appreciation and depreciation potential of all corporate securities.

Each Fund may invest in convertible securities and equity securities, as well as securities related to equities. Equity-related securities include securities having an equity component (e.g., hybrids, bank capital) and equity derivatives. The PIMCO High Yield Spectrum Fund may invest in convertible securities and equity securities, including up to 5% of its total assets in common stock and 15% of its total assets in preferred securities.

Convertible securities are generally preferred securities and other securities, including fixed income securities and warrants, that are convertible into or exercisable for common stock at a stated price or rate. The price of a convertible security will normally vary in some proportion to changes in the price of the underlying common stock because of this conversion or exercise feature. However, the value of a convertible security may not increase or decrease as rapidly as the underlying common stock. A convertible security will normally also provide income and is subject to interest rate risk. Convertible securities may be lower-rated securities subject to greater levels of credit risk. A Fund may be forced to convert a security before it would otherwise choose, which may have an adverse effect on the Fund's ability to achieve its investment objective.

"Synthetic" convertible securities are selected based on the similarity of their economic characteristics to those of a traditional convertible security due to the combination of separate securities that possess the two principal characteristics of a traditional convertible security, *i.e.*, an income-producing security ("income-producing component") and the right to acquire an equity security ("convertible component"). The income-producing component is achieved by investing in non-convertible, income-producing securities such as bonds, preferred securities and money market

instruments, which may be represented by derivative instruments. The convertible component is achieved by investing in securities or instruments such as warrants or options to buy common stock at a certain exercise price, or options on a stock index. A simple example of a synthetic convertible security is the combination of a traditional corporate bond with a warrant to purchase equity securities of the issuer of the bond. A Fund may also purchase synthetic securities created by other parties, typically investment banks, including convertible structured notes. The income-producing and convertible components of a synthetic convertible security may be issued separately by different issuers and at different times.

While the PIMCO Preferred and Capital Securities Fund will generally invest in equity derivatives, the Fund may invest directly in equity securities, including common stocks, preferred securities, and convertible securities. When investing directly in equity securities, the Fund will not be limited to only those equity securities with any particular weighting in the Fund's benchmark index, if any. Generally, the Fund may consider investing directly in equity securities when derivatives on the underlying securities appear to be overvalued.

While some countries or companies may be regarded as favorable investments, pure fixed income opportunities may be unattractive or limited due to insufficient supply, or legal or technical restrictions. In such cases, subject to its applicable investment restrictions, a Fund may consider convertible securities or equity securities to gain exposure to such investments.

At times, in connection with the restructuring of a preferred security or Fixed Income Instrument either outside of bankruptcy court or in the context of bankruptcy court proceedings, a Fund may determine or be required to accept equity securities, such as common stocks, in exchange for all or a portion of a preferred security or Fixed Income Instrument. Depending upon, among other things, PIMCO's evaluation of the potential value of such securities in relation to the price that could be obtained by a Fund at any given time upon sale thereof, a Fund may determine to hold such securities in its portfolio.

Equity securities generally have greater price volatility than fixed income securities. The market price of equity securities owned by a Fund may go up or down, sometimes rapidly or unpredictably. Equity securities may decline in value due to factors affecting equity securities markets generally or particular industries represented in those markets. The value of an equity security may also decline for a number of reasons that directly relate to the issuer, such as management performance, financial leverage and reduced demand for the issuer's goods or services.

Preferred Securities

Preferred securities represent an equity interest in a company that generally entitles the holder to receive, in preference to the holders of other securities such as common stocks, dividends and a fixed share of the proceeds resulting from a liquidation of the company. Some preferred securities also entitle their holders to receive additional liquidation proceeds on the same basis as holders of a company's common stock, and thus also represent an ownership interest in that company. Preferred securities may pay fixed or adjustable rates of return.

Preferred and other senior securities may pay fixed or adjustable rates of return. Preferred and other senior securities are subject to issuer-specific and market risks applicable generally to equity securities. In addition, a company's preferred and other senior securities generally pay dividends only after the company makes required payments to holders of its bonds and other debt. For this reason, the value of preferred and other senior securities will usually react more strongly than bonds and other debt to actual or perceived changes in the company's financial condition or prospects. Preferred securities of smaller companies may be more vulnerable to adverse developments than preferred securities of larger companies.

Among other risks described in this Prospectus, the following issues are particularly associated with investments in preferred and other senior securities.

- **Deferral and Omission of Distributions.** Preferred and other senior securities may include features permitting or requiring the issuer to defer or omit distributions. Among other things, such deferral or omission may result in adverse tax consequences for a Fund.
- **Limited Voting Rights.** Preferred and other senior securities generally do not have voting rights with respect to the issuer unless dividends have been in arrears for certain specified periods of time.
- **Liquidity.** Preferred and other senior securities may be less liquid than other securities, including common stock and U.S. government securities. As a result, these securities are subject to the risk that they may be unable to be sold at the time desired by a Fund or at prices approximating the values at which the Fund is carrying the securities on its books. In addition, over longer periods of time, certain types of preferred or other senior securities may become more scarce or less liquid as a result of legislative changes. Such events may negatively affect the prices of securities held by a Fund, which may result in losses to the Fund.
- **Regulatory Changes.** Revisions to bank capital requirements by international regulatory bodies, to the extent they are adopted in the United States, may also negatively impact the market for certain preferred or senior securities.
- **Special Redemption Rights.** An issuer of preferred or other senior securities may redeem the securities prior to a specified date, which may occur due to changes in tax or securities laws or corporate actions. A redemption by the issuer may negatively impact the return of the preferred security.

In the future, preferred or other senior securities may be offered with features different from those described above, and as such, may entail different risks.

Contingent Convertible Securities

Contingent convertible securities ("CoCos") are a form of hybrid debt security that are intended to either convert into equity or have their principal written down upon the occurrence of certain "triggers." The triggers are generally linked to regulatory capital thresholds or regulatory

actions calling into question the issuing banking institution's continued viability as a going-concern. CoCos' unique equity conversion or principal write-down features are tailored to the issuing banking institution and its regulatory requirements. Some additional risks associated with CoCos include, but are not limited to:

Loss absorption risk. CoCos have fully discretionary coupons. This means coupons can potentially be cancelled at the banking institution's discretion or at the request of the relevant regulatory authority in order to help the bank absorb losses.

Subordinated instruments. CoCos will, in the majority of circumstances, be issued in the form of subordinated debt instruments in order to provide the appropriate regulatory capital treatment prior to a conversion. Accordingly, in the event of liquidation, dissolution or winding-up of an issuer prior to a conversion having occurred, the rights and claims of the holders of the CoCos, such as the Funds, against the issuer in respect of or arising under the terms of the CoCos shall generally rank junior to the claims of all holders of unsubordinated obligations of the issuer. In addition, if the CoCos are converted into the issuer's underlying equity securities following a conversion event (*i.e.*, a "trigger"), each holder will be subordinated due to their conversion from being the holder of a debt instrument to being the holder of an equity instrument.

Market value will fluctuate based on unpredictable factors. The value of CoCos is unpredictable and will be influenced by many factors including, without limitation: (i) the creditworthiness of the issuer and/or fluctuations in such issuer's applicable capital ratios; (ii) supply and demand for the CoCos; (iii) general market conditions and available liquidity; and (iv) economic, financial and political events that affect the issuer, its particular market or the financial markets in general.

Surplus Notes

Surplus notes are debt securities typically issued by mutual insurers that count as statutory capital under insurance regulations. Surplus notes are subordinated to policyholder claims. Coupon payments on surplus notes are contractual and typically cumulative, but each coupon and principal payment requires regulatory approval to ensure that the payment does not deplete resources available for paying policyholder claims.

Foreign (Non-U.S.) Securities

Each Fund may invest in securities and instruments that are economically tied to foreign (non-U.S.) countries. PIMCO generally considers an instrument to be economically tied to a non-U.S. country if the issuer is a foreign (non-U.S.) government (or any political subdivision, agency, authority or instrumentality of such government), or if the issuer is organized under the laws of a non-U.S. country. A Fund's investments in foreign (non-U.S.) securities may include American Depositary Receipts ("ADRs"), European Depositary Receipts ("EDRs"), Global Depositary Receipts ("GDRs") and similar securities that represent interests in a non-U.S. company's securities that have been deposited with a bank or trust and that trade on a U.S. exchange or over-the-counter. ADRs, EDRs and GDRs may be less liquid or may trade at a different price than the underlying securities of the issuer. In the case of money market instruments other than commercial paper and certificates of deposit, such instruments will be considered economically tied to a non-U.S. country if the issuer of

such money market instrument is organized under the laws of a non-U.S. country. In the case of commercial paper and certificates of deposit, such instruments will be considered economically tied to a non-U.S. country if the "country of exposure" of such instrument is a non-U.S. country, as determined by the criteria set forth below. With respect to derivative instruments, PIMCO generally considers such instruments to be economically tied to non-U.S. countries if the underlying assets are foreign currencies (or baskets or indexes of such currencies), or instruments or securities that are issued by foreign governments or issuers organized under the laws of a non-U.S. country (or if the underlying assets are money market instruments other than commercial paper and certificates of deposit, the issuer of such money market instrument is organized under the laws of a non-U.S. country or, in the case of underlying assets that are commercial paper or certificates of deposit, if the "country of exposure" of such money market instrument is a non-U.S. country). A security's "country of exposure" is determined by PIMCO using certain factors provided by a third-party analytical service provider. The factors are applied in order such that the first factor to result in the assignment of a country determines the "country of exposure." Both the factors and the order in which they are applied may change in the discretion of PIMCO. The current factors, listed in the order in which they are applied, are: (i) if an asset-backed or other collateralized security, the country in which the collateral backing the security is located; (ii) the "country of risk" of the issuer; (iii) if the security is guaranteed by the government of a country (or any political subdivision, agency, authority or instrumentality of such government), the country of the government or instrumentality providing the guarantee; (iv) the "country of risk" of the issuer's ultimate parent; or (v) the country where the issuer is organized or incorporated under the laws thereof. "Country of risk" is a separate four-part test determined by the following factors, listed in order of importance: (i) management location; (ii) country of primary listing; (iii) sales or revenue attributable to the country; and (iv) reporting currency of the issuer.

Investing in foreign (non-U.S.) securities involves special risks and considerations not typically associated with investing in U.S. securities. Investors should consider carefully the substantial risks involved for Funds that invest in securities issued by foreign companies and governments of foreign countries. These risks include: differences in accounting, auditing and financial reporting standards; generally higher commission rates on foreign portfolio transactions; the possibility of nationalization, expropriation or confiscatory taxation; adverse changes in investment or exchange control regulations; market disruption; the possibility of security suspensions; and political instability. Individual foreign (non-U.S.) economies may differ favorably or unfavorably from the U.S. economy in such respects as growth of gross domestic product, rates of inflation, capital reinvestment, resources, self-sufficiency and balance of payments position. Other countries' financial infrastructure or settlement systems may be less developed than those of the United States. The securities markets, values of securities, yields and risks associated with foreign (non-U.S.) securities markets may change independently of each other. Also, foreign (non-U.S.) securities and dividends and interest payable on those securities may be subject to foreign taxes, including taxes withheld from payments on those securities. Foreign (non-U.S.) securities often trade with less frequency and volume than domestic securities and therefore may

exhibit greater price volatility. Investments in foreign (non-U.S.) securities may also involve higher custodial costs than domestic investments and additional transaction costs with respect to foreign currency conversions. Changes, in or uncertainty concerning, foreign exchange rates also will affect the value of securities denominated or quoted in foreign currencies and in some cases could lead to uncertainty regarding the reliability of issuers' financial reporting.

Certain Funds also may invest in sovereign debt issued by governments, their agencies or instrumentalities, or other government-related entities. Holders of sovereign debt may be requested to participate in the rescheduling of such debt and to extend further loans to governmental entities. In addition, there is no bankruptcy proceeding by which defaulted sovereign debt may be collected.

- **Emerging Market Securities.** Each Fund that may invest in foreign (non-U.S.) securities may invest in securities and instruments that are economically tied to developing (or "emerging market") countries. PIMCO generally considers an instrument to be economically tied to an emerging market country if: the issuer is organized under the laws of an emerging market country; the currency of settlement of the security is a currency of an emerging market country; the security is guaranteed by the government of an emerging market country (or any political subdivision, agency, authority or instrumentality of such government); for an asset-backed or other collateralized security, the country in which the collateral backing the security is located is an emerging market country; or the security's "country of exposure" is an emerging market country, as determined by the criteria set forth below. With respect to derivative instruments, PIMCO generally considers such instruments to be economically tied to emerging market countries if the underlying assets are currencies of emerging market countries (or baskets or indexes of such currencies), or instruments or securities that are issued or guaranteed by governments of emerging market countries or by entities organized under the laws of emerging market countries or if an instrument's "country of exposure" is an emerging market country. A security's "country of exposure" is determined by PIMCO using certain factors provided by a third-party analytical service provider. The factors are applied in order such that the first factor to result in the assignment of a country determines the "country of exposure." Both the factors and the order in which they are applied may change in the discretion of PIMCO. The current factors, listed in the order in which they are applied, are: (i) if an asset-backed or other collateralized security, the country in which the collateral backing the security is located; (ii) the "country of risk" of the issuer; (iii) if the security is guaranteed by the government of a country (or any political subdivision, agency, authority or instrumentality of such government), the country of the government or instrumentality providing the guarantee; (iv) the "country of risk" of the issuer's ultimate parent; or (v) the country where the issuer is organized or incorporated under the laws thereof. "Country of risk" is a separate four-part test determined by the following factors, listed in order of importance: (i) management location; (ii) country of primary listing; (iii) sales

or revenue attributable to the country; and (iv) reporting currency of the issuer. PIMCO has broad discretion to identify countries that it considers to qualify as emerging markets. In making investments in emerging market securities, a Fund emphasizes those countries with relatively low gross national product per capita and with the potential for rapid economic growth. Emerging market countries are generally located in Asia, Africa, the Middle East, Latin America and Eastern Europe. PIMCO will select the country and currency composition based on its evaluation of relative interest rates, inflation rates, exchange rates, monetary and fiscal policies, trade and current account balances, legal and political developments and any other specific factors it believes to be relevant.

Investing in emerging market securities imposes risks different from, or greater than, risks of investing in domestic securities or in foreign, developed countries. These risks include: smaller market capitalization of securities markets, which may suffer periods of relative illiquidity; significant price volatility; restrictions on foreign investment; possible repatriation of investment income and capital. In addition, foreign investors may be required to register the proceeds of sales; future economic or political crises could lead to price controls, forced mergers, expropriation or confiscatory taxation, seizure, nationalization, or creation of government monopolies. The currencies of emerging market countries may experience significant declines against the U.S. dollar, and devaluation may occur subsequent to investments in these currencies by a Fund. Many emerging market countries have experienced substantial, and in some periods extremely high, rates of inflation for many years. Inflation and rapid fluctuations in inflation rates have had, and may continue to have, negative effects on the economies and securities markets of certain emerging market countries.

Additional risks of emerging market securities may include: greater social, economic and political uncertainty and instability; more substantial governmental involvement in the economy; less governmental supervision and regulation; unavailability of currency hedging techniques; companies that are newly organized and small; differences in auditing and financial reporting standards, which may result in unavailability of material information about issuers; and less developed legal systems. In addition, emerging securities markets may have different clearance and settlement procedures, which may be unable to keep pace with the volume of securities transactions or otherwise make it difficult to engage in such transactions. Settlement problems may cause a Fund to miss attractive investment opportunities, hold a portion of its assets in cash pending investment, or be delayed in disposing of a portfolio security. Such a delay could result in possible liability to a purchaser of the security.

Foreign (Non-U.S.) Currencies

Direct investments in foreign (non-U.S.) currencies or in securities that trade in, or receive revenues in, foreign (non-U.S.) currencies will be subject to

currency risk. Foreign currency exchange rates may fluctuate significantly over short periods of time. They generally are determined by supply and demand in the foreign exchange markets and the relative merits of investments in different countries, actual or perceived changes in interest rates and other complex factors. Currency exchange rates also can be affected unpredictably by intervention (or the failure to intervene) by U.S. or foreign (non-U.S.) governments or central banks, or by currency controls or political developments. Currencies in which the Funds' assets are denominated may be devalued against the U.S. dollar, resulting in a loss to the Funds.

- **Foreign Currency Transactions.** Funds that invest in securities denominated in foreign (non-U.S.) currencies may engage in foreign currency transactions on a spot (cash) basis, enter into forward foreign currency exchange contracts and invest in foreign currency futures contracts and options on foreign currencies and futures. A forward foreign currency exchange contract, which involves an obligation to purchase or sell a specific currency at a future date at a price set at the time of the contract, reduces a Fund's exposure to changes in the value of the currency it will deliver and increases its exposure to changes in the value of the currency it will receive for the duration of the contract. Certain foreign currency transactions may also be settled in cash rather than the actual delivery of the relevant currency. The effect on the value of a Fund is similar to selling securities denominated in one currency and purchasing securities denominated in another currency. Foreign currency transactions, like currency exchange rates, can be affected unpredictably by intervention (or the failure to intervene) by U.S. or foreign governments or central banks, or by currency controls or political developments. Such events may prevent or restrict a Fund's ability to enter into foreign currency transactions, force the Fund to exit a foreign currency transaction at a disadvantageous time or price or result in penalties for the Fund, any of which may result in a loss to the Fund. A contract to sell a foreign currency would limit any potential gain that might be realized if the value of the hedged currency increases. A Fund may enter into these contracts to hedge against foreign exchange risk, to increase exposure to a foreign currency or to shift exposure to foreign currency fluctuations from one currency to another. Suitable hedging transactions may not be available in all circumstances and there can be no assurance that a Fund will engage in such transactions at any given time or from time to time. Also, such transactions may not be successful and may eliminate any chance for a Fund to benefit from favorable fluctuations in relevant foreign currencies. A Fund may use one currency (or a basket of currencies) to hedge against adverse changes in the value of another currency (or a basket of currencies) when exchange rates between the two currencies are positively correlated. A Fund will segregate or " earmark " assets determined to be liquid by PIMCO in accordance with the procedures established by the Board of Trustees (or, as permitted by applicable law, enter into certain offsetting positions) to cover its obligations under forward foreign currency exchange contracts.

- **Redenomination.** Continuing uncertainty as to the status of the euro and the European Monetary Union (the "EMU") has created significant volatility in currency and financial markets generally. Any partial or complete dissolution of the EMU could have significant adverse effects on currency and financial markets and on the values of a Fund's portfolio investments. If one or more EMU countries were to stop using the euro as its primary currency, a Fund's investments in such countries may be redenominated into a different or newly adopted currency. As a result, the value of those investments could decline significantly and unpredictably. In addition, securities or other investments that are redenominated may be subject to currency risk, liquidity risk and risk of improper valuation to a greater extent than similar investments currently denominated in euros. To the extent a currency used for redenomination purposes is not specified in respect of certain EMU-related investments, or should the euro cease to be used entirely, the currency in which such investments are denominated may be unclear, making such investments particularly difficult to value or dispose of. A Fund may incur additional expenses to the extent it is required to seek judicial or other clarification of the denomination or value of such securities.

There can be no assurance that if a Fund earns income or capital gains in a non-U.S. country or PIMCO otherwise seeks to withdraw a Fund's investments from a given country, capital controls imposed by such country will not prevent, or cause significant expense in, doing so.

Repurchase Agreements

Each Fund may enter into repurchase agreements, in which the Fund purchases a security from a bank or broker-dealer, that agrees to repurchase the security at the Fund's cost plus interest within a specified time. If the party agreeing to repurchase should default, the Fund will seek to sell the securities which it holds. This could involve procedural costs or delays in addition to a loss on the securities if their value should fall below their repurchase price.

Reverse Repurchase Agreements, Dollar Rolls and Other Borrowings

Each Fund may enter into reverse repurchase agreements and dollar rolls, subject to the Fund's limitations on borrowings. A reverse repurchase agreement involves the sale of a security by a Fund and its agreement to repurchase the instrument at a specified time and price. A dollar roll is similar except that the counterparty is not obligated to return the same securities as those originally sold by the Fund but only securities that are "substantially identical." Reverse repurchase agreements and dollar rolls may be considered borrowing for some purposes. A Fund will segregate or " earmark " assets determined to be liquid by PIMCO in accordance with procedures established by the Board of Trustees to cover its obligations under reverse repurchase agreements and dollar rolls. Reverse repurchase agreements, dollar rolls and other forms of borrowings may create leveraging risk for a Fund.

Each Fund may borrow money to the extent permitted under the 1940 Act. This means that, in general, a Fund may borrow money from banks for any purpose in an amount up to 1/3 of the Fund's total assets, less all liabilities

and indebtedness not represented by senior securities. A Fund may also borrow money for temporary administrative purposes in an amount not to exceed 5% of the Fund's total assets. In addition, a Fund may borrow from certain other PIMCO funds in inter-fund lending transactions to the extent permitted by an exemptive order from the SEC.

Derivatives

Each Fund may, but is not required to, use derivative instruments for risk management purposes or as part of its investment strategies. Generally, derivatives are financial contracts whose value depends upon, or is derived from, the value of an underlying asset, reference rate or index, and may relate to stocks, bonds, interest rates, spreads between different interest rates, currencies or currency exchange rates, commodities, and related indexes. Examples of derivative instruments include options contracts, futures contracts, options on futures contracts and swap agreements (including, but not limited to, credit default swaps and swaps on exchange-traded funds). Each Fund may invest some or all of its assets in derivative instruments, subject to the Fund's objective and policies. A portfolio manager may decide not to employ any of these strategies and there is no assurance that any derivatives strategy used by a Fund will succeed. A description of these and other derivative instruments that the Funds may use are described under "Investment Objectives and Policies" in the SAI.

A Fund's use of derivative instruments involves risks different from, or possibly greater than, the risks associated with investing directly in securities and other more traditional investments. Certain derivative transactions may have a leveraging effect on a Fund. For example, a small investment in a derivative instrument may have a significant impact on a Fund's exposure to interest rates, currency exchange rates or other investments. As a result, a relatively small price movement in a derivative instrument may cause an immediate and substantial loss or gain. A Fund may engage in such transactions regardless of whether the Fund owns the asset, instrument or components of the index underlying the derivative instrument. A Fund may invest a significant portion of its assets in these types of instruments. If it does, the Fund's investment exposure could far exceed the value of its portfolio securities and its investment performance could be primarily dependent upon securities it does not own. A description of various risks associated with particular derivative instruments is included in "Investment Objectives and Policies" in the SAI. The following provides a more general discussion of important risk factors relating to all derivative instruments that may be used by the Funds.

CPI Swap. A CPI swap is a fixed maturity, over-the-counter derivative transaction in which the investor receives the "realized" rate of inflation as measured by the Consumer Price Index for All Urban Consumers ("CPI") over the life of the swap. The investor in turn pays a fixed annualized rate over the life of the swap. This fixed rate is often referred to as the "breakeven inflation" rate and is generally representative of the difference between treasury yields and TIPS yields of similar maturities at the initiation of the swap. CPI swaps are typically in "bullet" format, where all cash flows are exchanged at maturity. In addition to counterparty risk, CPI swaps are also subject to inflation risk, where the swap can potentially lose value if the realized rate of inflation over the life of the swap is less than the fixed market implied inflation rate (fixed breakeven rate) that the investor agrees to pay at the initiation of the swap.

Management Risk. Derivative products are highly specialized instruments that require investment techniques and risk analyses different from those associated with stocks and bonds. The use of a derivative requires an understanding not only of the underlying instrument but also of the derivative itself, without the benefit of observing the performance of the derivative under all possible market conditions.

Credit Risk. The use of certain derivative instruments involves the risk that a loss may be sustained as a result of the failure of another party to the contract (usually referred to as a "counterparty") to make required payments or otherwise comply with the contract's terms. Additionally, a short position in a credit default swap could result in losses if a Fund does not correctly evaluate the creditworthiness of the company on which the credit default swap is based.

Liquidity Risk. Liquidity risk exists when a particular derivative instrument is difficult to purchase or sell. If a derivative transaction is particularly large or if the relevant market is illiquid (as is the case with many privately negotiated derivatives), it may not be possible to initiate a transaction or liquidate a position at an advantageous time or price.

Leverage Risk. Because many derivatives have a leverage component, adverse changes in the value or level of the underlying asset, reference rate or index could result in a loss substantially greater than the amount invested in the derivative itself. Certain derivatives have the potential for unlimited loss, regardless of the size of the initial investment. When a Fund uses derivatives for leverage, investments in that Fund will tend to be more volatile, resulting in larger gains or losses in response to market changes. To limit leverage risk, each Fund will segregate or " earmark " assets determined to be liquid by PIMCO in accordance with procedures established by the Board of Trustees (or, as permitted by applicable regulation, enter into certain offsetting positions) to cover its obligations under derivative instruments.

Lack of Availability. Because the markets for certain derivative instruments (including markets located in foreign countries) are relatively new and still developing, suitable derivatives transactions may not be available in all circumstances for risk management or other purposes. Upon the expiration of a particular contract, a portfolio manager may wish to retain a Fund's position in the derivative instrument by entering into a similar contract, but may be unable to do so if the counterparty to the original contract is unwilling to enter into the new contract and no other suitable counterparty can be found. There is no assurance that a Fund will engage in derivatives transactions at any time or from time to time. A Fund's ability to use derivatives may also be limited by certain regulatory and tax considerations.

Market and Other Risks. Like most other investments, derivative instruments are subject to the risk that the market value of the instrument will change in a way detrimental to a Fund's interest. If a portfolio manager incorrectly forecasts the values of securities, currencies or interest rates or other economic factors in using derivatives for a Fund, the Fund might have been in a better position if it had not entered into the transaction at all. While some strategies involving derivative instruments can reduce the risk of loss, they can also reduce the opportunity for gain or even result in losses by offsetting favorable price movements in other Fund investments. A Fund may also have to buy or sell a security at a disadvantageous time or price because the Fund is legally required to maintain offsetting positions or asset

coverage in connection with certain derivatives transactions. The regulation of the derivatives markets has increased over the past several years, and additional future regulation of the derivatives markets may make derivatives more costly, may limit the availability or reduce the liquidity of derivatives, or may otherwise adversely affect the value or performance of derivatives. Any such adverse future developments could impair the effectiveness or raise the costs of the Fund's derivative transactions, or impede the employment of the Fund's derivatives strategies, or adversely affect the Fund's performance.

Other risks in using derivatives include the risk of mispricing and improper valuation of derivatives. Many derivatives, in particular privately negotiated derivatives, are complex and often valued subjectively. Improper valuations can result in increased cash payment requirements to counterparties or a loss of value to a Fund. Also, the value of derivatives may not correlate perfectly, or at all, with the value of the assets, reference rates or indexes they are designed to closely track. For example, a swap agreement on an exchange-traded fund would not correlate perfectly with the index upon which the exchange-traded fund is based because the fund's return is net of fees and expenses. In addition, a Fund's use of derivatives may cause the Fund to realize higher amounts of short-term capital gains (generally taxed at ordinary income tax rates) than if the Fund had not used such instruments.

Correlation Risk. In certain cases, the value of derivatives may not correlate perfectly, or at all, with the value of the assets, reference rates or indexes they are designed to closely track. In this regard, many of the Funds offered in this prospectus seek to achieve their investment objectives, in part, by investing in derivatives positions that are designed to closely track the performance (or inverse performance) of an index on a daily basis. However, the overall investment strategies of these Funds are not designed or expected to produce returns which replicate the performance (or inverse performance) of the particular index, and the degree of variation could be substantial, particularly over longer periods. There are a number of factors which may prevent a Fund, or derivatives or other strategies used by a Fund, from achieving a desired correlation (or inverse correlation) with an index. These may include, but are not limited to: (i) the impact of fund fees, expenses and transaction costs, including borrowing and brokerage costs/bid-ask spreads, which are not reflected in index returns; (ii) differences in the timing of daily calculations of the value of an index and the timing of the valuation of derivatives, securities and other assets held by a fund and the determination of the NAV of Fund shares; (iii) disruptions or illiquidity in the markets for derivative instruments or securities in which a Fund invests; (iv) a Fund having exposure to or holding less than all of the securities in the underlying index and/or having exposure to or holding securities not included in the underlying index; (v) large or unexpected movements of assets into and out of a Fund (due to share purchases or redemptions, for example), potentially resulting in the Fund being over- or under-exposed to the index; (vi) the impact of accounting standards or changes thereto; (vii) changes to the applicable index that are not disseminated in advance; (viii) a possible need to conform a Fund's portfolio holdings to comply with investment restrictions or policies or regulatory or tax law requirements; and (ix) fluctuations in currency exchange rates.

Investments in a Wholly Owned Subsidiary

Investments in the Subsidiary are expected to provide the PIMCO Preferred and Capital Securities Fund with exposure to newly-issued Regulation S securities. Regulation S securities are securities of U.S. and non-U.S. issuers that are issued through private offerings without registration with the SEC pursuant to Regulation S under the Securities Act of 1933. The Subsidiary is advised by PIMCO, and has the same investment objective as the PIMCO Preferred and Capital Securities Fund. While the Subsidiary may be considered similar to an investment company, it is not registered under the 1940 Act and, unless otherwise noted in the prospectus, is not subject to all of the investor protections of the 1940 Act.

In addition, changes in the laws of the United States and/or the Cayman Islands could result in the inability of the PIMCO Preferred and Capital Securities Fund and/or the Subsidiary to operate as described in this prospectus and the SAI and could adversely affect the PIMCO Preferred and Capital Securities Fund. Changes in the laws of the United States and/or the Cayman Islands could adversely affect the performance of the PIMCO Preferred and Capital Securities Fund and/or the Subsidiary and result in the PIMCO Preferred and Capital Securities Fund underperforming its benchmark index.

Regulation S Securities

The PIMCO Preferred and Capital Securities Fund may invest in the securities of U.S. and non-U.S. issuers that are issued through private offerings without registration with the SEC pursuant to Regulation S under the Securities Act of 1933. Offerings of Regulation S Securities may be conducted outside of the United States. Because Regulation S Securities are subject to legal or contractual restrictions on resale, certain Regulation S Securities may be considered illiquid. Although Regulation S Securities may be resold in privately negotiated transactions, the price realized from these sales could be less than those originally paid by the PIMCO Preferred and Capital Securities Fund. Further, companies whose securities are not publicly traded may not be subject to the disclosure and other investor protection requirements that would be applicable if their securities were publicly traded. Accordingly, Regulation S Securities may involve a high degree of business and financial risk and may result in substantial losses.

Real Estate Investment Trusts (REITs)

REITs are pooled investment vehicles that own, and usually operate, income-producing real estate. Some REITs also finance real estate. If a REIT meets certain requirements, including distributing to shareholders substantially all of its taxable income (other than net capital gains), then it is not taxed on the income distributed to shareholders. Therefore, REITs tend to pay higher dividends than other issuers.

REITs can be divided into three basic types: Equity REITs, Mortgage REITs and Hybrid REITs. Equity REITs invest the majority of their assets directly in real property. They derive their income primarily from rents received and any profits on the sale of their properties. Mortgage REITs invest the majority of their assets in real estate mortgages and derive most of their income from mortgage interest payments. As its name suggests, Hybrid REITs combine characteristics of both Equity REITs and Mortgage REITs.

An investment in a REIT, or in a real estate linked derivative instrument linked to the value of a REIT, is subject to the risks that impact the value of the underlying properties of the REIT. These risks include loss to casualty or condemnation, and changes in supply and demand, interest rates, zoning laws, regulatory limitations on rents, property taxes and operating expenses. Other factors that may adversely affect REITs include poor performance by management of the REIT, changes to the tax laws, or failure by the REIT to qualify for tax-free distribution of income. REITs are also subject to default by borrowers and self-liquidation, and are heavily dependent on cash flow. Some REITs lack diversification because they invest in a limited number of properties, a narrow geographic area, or a single type of property. Mortgage REITs may be impacted by the quality of the credit extended.

Exchange-Traded Notes (ETNs)

ETNs are senior, unsecured, unsubordinated debt securities whose returns are linked to the performance of a particular market benchmark or strategy minus applicable fees. ETNs are traded on an exchange (e.g., the NYSE) during normal trading hours. However, investors can also hold the ETN until maturity. At maturity, the issuer pays to the investor a cash amount equal to the principal amount, subject to the day's market benchmark or strategy factor.

ETNs do not make periodic coupon payments or provide principal protection. ETNs are subject to credit risk and the value of the ETN may drop due to a downgrade in the issuer's credit rating, despite the underlying market benchmark or strategy remaining unchanged. The value of an ETN may also be influenced by time to maturity, level of supply and demand for the ETN, volatility and lack of liquidity in underlying assets, changes in the applicable interest rates, changes in the issuer's credit rating, and economic, legal, political, or geographic events that affect the referenced underlying asset. When a Fund invests in ETNs, it will bear its proportionate share of any fees and expenses borne by the ETN. A Fund's decision to sell its ETN holdings may be limited by the availability of a secondary market. ETNs are also subject to tax risk. The IRS and Congress are considering proposals that would change the timing and character of income and gains from ETNs. There may be times when an ETN share trades at a premium or discount to its market benchmark or strategy.

Delayed Funding Loans and Revolving Credit Facilities

Each Fund may also enter into, or acquire participations in, delayed funding loans and revolving credit facilities, in which a lender agrees to make loans up to a maximum amount upon demand by the borrower during a specified term. These commitments may have the effect of requiring a Fund to increase its investment in a company at a time when it might not otherwise decide to do so (including at a time when the company's financial condition makes it unlikely that such amounts will be repaid). To the extent that a Fund is committed to advance additional funds, it will segregate or " earmark " assets determined to be liquid by PIMCO in accordance with procedures established by the Board of Trustees in an amount sufficient to meet such commitments. Delayed funding loans and revolving credit facilities are subject to credit, interest rate and liquidity risk and the risks of being a lender.

When-Issued, Delayed Delivery and Forward Commitment Transactions

Each Fund may purchase or sell securities which it is eligible to purchase or sell on a when-issued basis, may purchase and sell such securities for delayed delivery and may make contracts to purchase or sell such securities for a fixed price at a future date beyond normal settlement time (forward commitments). When-issued transactions, delayed delivery purchases and forward commitments involve a risk of loss if the value of the securities declines prior to the settlement date. This risk is in addition to the risk that a Fund's other assets will decline in value. Therefore, these transactions may result in a form of leverage and increase a Fund's overall investment exposure. Typically, no income accrues on securities a Fund has committed to purchase prior to the time delivery of the securities is made, although a Fund may earn income on securities it has segregated or " earmarked " to cover these positions. When a Fund has sold a security on a when-issued, delayed delivery, or forward commitment basis, the Fund does not participate in future gains or losses with respect to the security. If the other party to a transaction fails to pay for the securities, a Fund could suffer a loss. Additionally, when selling a security on a when-issued, delayed delivery or forward commitment basis without owning the security, a Fund will incur a loss if the security's price appreciates in value such that the security's price is above the agreed-upon price on the settlement date.

Investment in Other Investment Companies

Each Fund may invest in securities of other investment companies, such as open-end or closed-end management investment companies, including exchange-traded funds, or in pooled accounts, or other unregistered accounts or investment vehicles to the extent permitted by the 1940 Act and the rules and regulations thereunder and any exemptive relief therefrom. A Fund may invest in other investment companies to gain broad market or sector exposure, including during periods when it has large amounts of uninvested cash or when PIMCO believes share prices of other investment companies offer attractive values. As a shareholder of an investment company or other pooled vehicle, a Fund may indirectly bear investment advisory fees, supervisory and administrative fees, service fees and other fees which are in addition to the fees the Fund pays its service providers.

Each Fund may invest in certain money market funds and/or short-term bond funds (" Central Funds "), to the extent permitted by the 1940 Act, the rules thereunder or exemptive relief therefrom. The Central Funds are registered investment companies created for use solely by the series of the Trust, PIMCO Variable Insurance Trust, PIMCO ETF Trust, PIMCO Equity Series and PIMCO Equity Series VIT, and certain other series of registered investment companies advised by PIMCO, in connection with their cash management activities. The main investments of the Central Funds are money market instruments and short maturity Fixed Income Instruments. The Central Funds may incur expenses related to their investment activities, but do not pay investment advisory or supervisory and administrative fees to PIMCO.

Subject to the restrictions and limitations of the 1940 Act, and the rules and regulations thereunder and any exemptive relief therefrom, each Fund may, in the future, elect to pursue its investment objective either by investing directly in securities, or by investing in one or more underlying

investment vehicles or companies that have substantially similar investment objectives and policies as the Fund.

Small-Cap and Mid-Cap Companies

Certain Funds may invest in equity securities of small-capitalization and mid-capitalization companies. The Funds consider a small-cap company to be a company with a market capitalization of up to \$1.5 billion and a mid-cap company to be a company with a market capitalization of between \$1.5 billion and \$10 billion. Investments in small-cap and mid-cap companies involve greater risk than investments in large-capitalization companies. Small- and mid-cap companies may not have an established financial history, which can present valuation challenges. The equity securities of small- and mid-cap companies may be subject to increased market fluctuations, due to less liquid markets and more limited managerial and financial resources. A Fund's investment in small- and mid-cap companies may increase the volatility of the Fund's portfolio.

Short Sales

A Fund may make short sales as part of its overall portfolio management strategies or to offset a potential decline in value of a security. A short sale involves the sale of a security that is borrowed from a broker or other institution to complete the sale. Short sales expose a Fund to the risk that it will be required to acquire, convert or exchange securities to replace the borrowed securities (also known as "covering" the short position) at a time when the securities sold short have appreciated in value, thus resulting in a loss to the Fund. When making a short sale (other than a "short sale against the box"), a Fund must segregate or " earmark " assets determined to be liquid by PIMCO in accordance with procedures established by the Board of Trustees or otherwise cover its position in a permissible manner. A short sale is "against the box" to the extent that a Fund contemporaneously owns, or has the right to obtain at no added cost, securities identical to those sold short. A Fund may engage in short selling to the extent permitted by the 1940 Act and rules and interpretations thereunder and other federal securities laws. To the extent a Fund engages in short selling in foreign (non-U.S.) jurisdictions, the Fund will do so to the extent permitted by the laws and regulations of such jurisdiction.

Illiquid Investments

Each Fund may invest up to 15% of its net assets (taken at the time of investment) in illiquid investments that are assets. Certain illiquid investments may require pricing at fair value as determined in good faith under the supervision of the Board of Trustees. A portfolio manager may be subject to significant delays in disposing of illiquid investments, and transactions in illiquid investments may entail registration expenses and other transaction costs that are higher than those for transactions in liquid investments. The term "illiquid investments" for this purpose means investments that a Fund reasonably expects cannot be sold or disposed of in current market conditions in seven calendar days or less without the sale or disposition significantly changing the market value of the investment. Restricted securities, *i.e.*, securities subject to legal or contractual restrictions on resale, may be illiquid. However, some restricted securities (such as securities issued pursuant to Rule 144A under the Securities Act of 1933, as amended, and certain commercial paper) may be treated as liquid (*i.e.*, classified by the Fund in a liquidity category other than "illiquid"

pursuant to the Fund's liquidity risk management procedures), although they may be relatively less liquid than registered securities traded on established secondary markets. Additional discussion of illiquid investments and related regulatory limits and requirements is available under "Investment Objectives and Policies" in the SAI.

Fund Distribution Rates

Although certain Funds may seek to maintain level distributions, such Funds' distribution rates may be affected by numerous factors, including but not limited to changes in realized and projected market returns, fluctuations in market interest rates, Fund performance, and other factors. There can be no assurance that a change in market conditions or other factors will not result in a change in a Fund's distribution rate or that the rate will be sustainable in the future.

For instance, during periods of low or declining interest rates, a Fund's distributable income and dividend levels may decline for many reasons. For example, the Fund may have to deploy uninvested assets (whether from purchases of Fund shares, proceeds from matured, traded or called debt obligations or other sources) in new, lower yielding instruments. Additionally, payments from certain instruments that may be held by a Fund (such as variable and floating rate securities) may be negatively impacted by declining interest rates, which may also lead to a decline in the Fund's distributable income and dividend levels.

Loans of Portfolio Securities

For the purpose of achieving income, each Fund may lend its portfolio securities to brokers, dealers, and other financial institutions provided a number of conditions are satisfied, including that the loan is fully collateralized. Please see "Investment Objectives and Policies" in the SAI for details. When a Fund lends portfolio securities, its investment performance will continue to reflect changes in the value of the securities loaned, and the Fund will also receive a fee or interest on the collateral. Securities lending involves the risk of loss of rights in the collateral or delay in recovery of the collateral if the borrower fails to return the security loaned or becomes insolvent. A Fund may pay lending fees to a party arranging the loan, which may be an affiliate of the Fund. Cash collateral received by a Fund in securities lending transactions may be invested in short-term liquid fixed income instruments or in money market or short-term mutual funds, or similar investment vehicles, including affiliated money market or short-term mutual funds. A Fund bears the risk of such investments.

Portfolio Turnover

The length of time a Fund has held a particular security is not generally a consideration in investment decisions. A change in the securities held by a Fund is known as "portfolio turnover." When the portfolio manager deems it appropriate and particularly during periods of volatile market movements, a Fund may engage in frequent and active trading of portfolio securities to achieve its investment objective. Higher portfolio turnover (*e.g.*, an annual rate greater than 100% of the average value of a Fund's portfolio) involves correspondingly greater expenses to a Fund, including brokerage commissions or dealer markups and other transaction costs on the sale of securities and reinvestments in other securities. Such sales may also result in realization of taxable capital gains, including short-term capital gains

(which are generally taxed at ordinary income tax rates). The trading costs and tax effects associated with portfolio turnover may adversely affect a Fund's performance. Please see a Fund's "Fund Summary—Portfolio Turnover" or the "Financial Highlights" in this prospectus for the portfolio turnover rates of the Funds that were operational during the last fiscal year.

Temporary Defensive Positions

For temporary defensive purposes, each Fund may invest without limit in U.S. debt securities, including taxable securities and short-term money market securities in attempting to respond to adverse market, economic, political, or other conditions, as determined by PIMCO. When a Fund engages in such strategies, it may not achieve its investment objective.

From time to time, as the prevailing market and interest rate environments warrant, and at the discretion of its portfolio manager, some portion of a Fund's total net assets may be uninvested. In such cases, Fund assets will be held in cash in a Fund's custody account. Cash assets are generally not income-generating and would impact a Fund's performance.

Changes in Investment Objectives and Policies

The investment objectives of each of the PIMCO Preferred and Capital Securities, PIMCO Credit Opportunities Bond, PIMCO Low Duration Income, PIMCO High Yield Spectrum, PIMCO Income, PIMCO Long-Term Credit Bond and PIMCO Senior Floating Rate Funds are non-fundamental and may be changed by the Board of Trustees without shareholder approval. The investment objectives of each other Fund are fundamental and may not be changed without shareholder approval. Unless otherwise stated, all other investment policies of the Funds may be changed by the Board of Trustees without shareholder approval.

Percentage Investment Limitations

Unless otherwise stated, all percentage limitations on Fund investments listed in this prospectus will apply at the time of investment. A Fund would not violate these limitations unless an excess or deficiency occurs or exists immediately after and as a result of an investment. Each of the PIMCO Preferred and Capital Securities, PIMCO High Yield Spectrum, PIMCO Long-Term Credit Bond and PIMCO Senior Floating Rate Funds has adopted a non-fundamental investment policy, and the PIMCO High Yield Fund has adopted a fundamental investment policy, to invest at least 80% of its assets in investments suggested by its name. For purposes of this policy, the term "assets" means net assets plus the amount of any borrowings for investment purposes.

Credit Ratings and Unrated Securities

Rating agencies are private services that provide ratings of the credit quality of fixed income securities, including convertible securities. Appendix A to this prospectus describes the various ratings assigned to fixed income securities by Moody's, S&P and Fitch. Ratings assigned by a rating agency are not absolute standards of credit quality and do not evaluate market risks. Rating agencies may fail to make timely changes in credit ratings and an issuer's current financial condition may be better or worse than a rating indicates. A Fund will not necessarily sell a security when its rating is reduced below its rating at the time of purchase. The ratings of a fixed income security may change over time. Moody's, S&P and Fitch monitor and evaluate the ratings assigned to securities on an ongoing basis. As a

result, debt instruments held by a Fund could receive a higher rating or a lower rating during the period in which they are held by a Fund. PIMCO does not rely solely on credit ratings, and develops its own analysis of issuer credit quality.

A Fund may purchase unrated securities (which are not rated by a rating agency) if PIMCO determines, in its sole discretion, that the security is of comparable quality to a rated security that the Fund may purchase. In making ratings determinations, PIMCO may take into account different factors than those taken into account by rating agencies, and PIMCO's rating of a security may differ from the rating that a rating agency may have given the same security. Unrated securities may be less liquid than comparable rated securities and involve the risk that the portfolio manager may not accurately evaluate the security's comparative credit rating. Analysis of the creditworthiness of issuers of high yield securities may be more complex than for issuers of higher-quality fixed income securities. To the extent that a Fund invests in high yield and/or unrated securities, the Fund's success in achieving its investment objective may depend more heavily on the portfolio manager's creditworthiness analysis than if the Fund invested exclusively in higher-quality and rated securities.

Other Investments and Techniques

The Funds may invest in other types of securities and use a variety of investment techniques and strategies that are not described in this prospectus. These securities and techniques may subject the Funds to additional risks. Please see the SAI for additional information about the securities and investment techniques described in this prospectus and about additional securities and techniques that may be used by the Funds.

Cyber Security

As the use of technology has become more prevalent in the course of business, the Funds have become potentially more susceptible to operational and information security risks resulting from breaches in cyber security. A breach in cyber security refers to both intentional and unintentional cyber events that may, among other things, cause a Fund to lose proprietary information, suffer data corruption and/or destruction or lose operational capacity, result in the unauthorized release or other misuse of confidential information, or otherwise disrupt normal business operations. Cyber security breaches may involve unauthorized access to a Fund's digital information systems (e.g., through "hacking" or malicious software coding), but may also result from outside attacks such as denial-of-service attacks (i.e., efforts to make network services unavailable to intended users). In addition, cyber security breaches involving a Fund's third party service providers (including but not limited to advisers, sub-advisers, administrators, transfer agents, custodians, distributors and other third parties), trading counterparties or issuers in which a Fund invests can also subject a Fund to many of the same risks associated with direct cyber security breaches. Moreover, cyber security breaches involving trading counterparties or issuers in which a Fund invests could adversely impact such counterparties or issuers and cause the Fund's investment to lose value.

Cyber security failures or breaches may result in financial losses to a Fund and its shareholders. These failures or breaches may also result in disruptions to business operations, potentially resulting in financial losses;

interference with a Fund's ability to calculate its NAV, process shareholder transactions or otherwise transact business with shareholders; impediments to trading; violations of applicable privacy and other laws; regulatory fines; penalties; reputational damage; reimbursement or other compensation costs; additional compliance and cyber security risk management costs and other adverse consequences. In addition, substantial costs may be incurred in order to prevent any cyber incidents in the future.

Like with operational risk in general, the Funds have established business continuity plans and risk management systems designed to reduce the risks associated with cyber security. However, there are inherent limitations in these plans and systems, including that certain risks may not have been identified, in large part because different or unknown threats may emerge in the future. As such, there is no guarantee that such efforts will succeed, especially because the Funds do not directly control the cyber security systems of issuers in which a Fund may invest, trading counterparties or third party service providers to the Funds. There is also a risk that cyber security breaches may not be detected. The Funds and their shareholders could be negatively impacted as a result.

THIS PAGE WAS INTENTIONALLY LEFT BLANK

PIMCO Funds

Financial Highlights

The financial highlights table is intended to help a shareholder understand the financial performance of Institutional Class, I-2, I-3, Administrative Class, Class A, Class C and Class R shares of each Fund for the last five fiscal years or, if shorter, the period since a Fund or a class commenced operations. Certain information reflects financial results for a single Fund share. Because Class A shares of the PIMCO Long-Term Credit Bond Fund and I-3 shares of the PIMCO Credit Opportunities Bond Fund had not commenced operations during the periods shown, financial performance information is not provided for those share classes. The total returns in the table represent the rate that an investor would have earned or lost on an investment in a particular class of shares of a Fund (assuming reinvestment of all dividends and distributions). This information has been audited by PricewaterhouseCoopers LLP, whose report, along with each Fund's financial statements, are included in the Trust's annual report to shareholders. The annual report is available free of charge by calling the Trust at the phone number on the back of this prospectus. The annual report is also available for download free of charge on the Trust's Web site at pimco.com. Note: All footnotes to the financial highlights table appear at the end of the tables.

| Selected Per Share Data for the Year or Period Ended [^] : | Investment Operations | | | | Less Distributions ^(c) | | | |
|---|--|---|-------------------------------------|-----------|-----------------------------------|---------------------------------|-----------------------------|-----------|
| | Net Asset Value Beginning of Year or Period ^(a) | Net Investment Income (Loss) ^(b) | Net Realized/Unrealized Gain (Loss) | Total | From Net Investment Income | From Net Realized Capital Gains | Tax Basis Return of Capital | Total |
| PIMCO Credit Opportunities Bond Fund | | | | | | | | |
| Institutional Class | | | | | | | | |
| 03/31/2020 | \$ 9.90 | \$ 0.41 | \$ (0.85) | \$ (0.44) | \$ (0.39) | \$ 0.00 | \$ 0.00 | \$ (0.39) |
| 03/31/2019 | 10.08 | 0.46 | (0.19) | 0.27 | (0.45) | 0.00 | 0.00 | (0.45) |
| 03/31/2018 | 10.04 | 0.38 | 0.06 | 0.44 | (0.40) | 0.00 | 0.00 | (0.40) |
| 03/31/2017 | 9.32 | 0.44 | 0.59 | 1.03 | (0.31) | 0.00 | 0.00 | (0.31) |
| 03/31/2016 | 10.02 | 0.35 | (0.72) | (0.37) | (0.26) | (0.07) | 0.00 | (0.33) |
| I-2 | | | | | | | | |
| 03/31/2020 | \$ 9.86 | \$ 0.40 | \$ (0.84) | \$ (0.44) | \$ (0.39) | \$ 0.00 | \$ 0.00 | \$ (0.39) |
| 03/31/2019 | 10.05 | 0.45 | (0.20) | 0.25 | (0.44) | 0.00 | 0.00 | (0.44) |
| 03/31/2018 | 10.01 | 0.38 | 0.05 | 0.43 | (0.39) | 0.00 | 0.00 | (0.39) |
| 03/31/2017 | 9.30 | 0.42 | 0.60 | 1.02 | (0.31) | 0.00 | 0.00 | (0.31) |
| 03/31/2016 | 10.01 | 0.34 | (0.73) | (0.39) | (0.25) | (0.07) | 0.00 | (0.32) |
| Class A | | | | | | | | |
| 03/31/2020 | \$ 9.91 | \$ 0.37 | \$ (0.84) | \$ (0.47) | \$ (0.36) | \$ 0.00 | \$ 0.00 | \$ (0.36) |
| 03/31/2019 | 10.10 | 0.42 | (0.20) | 0.22 | (0.41) | 0.00 | 0.00 | (0.41) |
| 03/31/2018 | 10.06 | 0.35 | 0.05 | 0.40 | (0.36) | 0.00 | 0.00 | (0.36) |
| 03/31/2017 | 9.34 | 0.42 | 0.58 | 1.00 | (0.28) | 0.00 | 0.00 | (0.28) |
| 03/31/2016 | 10.06 | 0.32 | (0.74) | (0.42) | (0.23) | (0.07) | 0.00 | (0.30) |
| Class C | | | | | | | | |
| 03/31/2020 | \$ 9.78 | \$ 0.30 | \$ (0.84) | \$ (0.54) | \$ (0.29) | \$ 0.00 | \$ 0.00 | \$ (0.29) |
| 03/31/2019 | 9.96 | 0.34 | (0.19) | 0.15 | (0.33) | 0.00 | 0.00 | (0.33) |
| 03/31/2018 | 9.94 | 0.26 | 0.05 | 0.31 | (0.29) | 0.00 | 0.00 | (0.29) |
| 03/31/2017 | 9.26 | 0.33 | 0.58 | 0.91 | (0.23) | 0.00 | 0.00 | (0.23) |
| 03/31/2016 | 9.98 | 0.24 | (0.72) | (0.48) | (0.17) | (0.07) | 0.00 | (0.24) |
| PIMCO Diversified Income Fund | | | | | | | | |
| Institutional Class | | | | | | | | |
| 03/31/2020 | \$ 10.86 | \$ 0.35 | \$ (0.48) | \$ (0.13) | \$ (0.50) | \$ (0.02) | \$ 0.00 | \$ (0.52) |
| 03/31/2019 | 10.77 | 0.37 | 0.20 | 0.57 | (0.48) | 0.00 | 0.00 | (0.48) |
| 03/31/2018 | 10.78 | 0.37 | 0.14 | 0.51 | (0.51) | 0.00 | (0.01) | (0.52) |
| 03/31/2017 | 10.15 | 0.47 | 0.68 | 1.15 | (0.52) | 0.00 | 0.00 | (0.52) |
| 03/31/2016 | 10.89 | 0.49 | (0.47) | 0.02 | (0.70) | (0.06) | 0.00 | (0.76) |
| I-2 | | | | | | | | |
| 03/31/2020 | \$ 10.86 | \$ 0.34 | \$ (0.48) | \$ (0.14) | \$ (0.49) | \$ (0.02) | \$ 0.00 | \$ (0.51) |
| 03/31/2019 | 10.77 | 0.35 | 0.20 | 0.55 | (0.46) | 0.00 | 0.00 | (0.46) |
| 03/31/2018 | 10.78 | 0.35 | 0.15 | 0.50 | (0.50) | 0.00 | (0.01) | (0.51) |
| 03/31/2017 | 10.15 | 0.46 | 0.68 | 1.14 | (0.51) | 0.00 | 0.00 | (0.51) |
| 03/31/2016 | 10.89 | 0.48 | (0.47) | 0.01 | (0.69) | (0.06) | 0.00 | (0.75) |
| I-3 | | | | | | | | |
| 03/31/2020 | \$ 10.86 | \$ 0.34 | \$ (0.49) | \$ (0.15) | \$ (0.48) | \$ (0.02) | \$ 0.00 | \$ (0.50) |
| 04/27/2018 - 03/31/2019 | 10.72 | 0.35 | 0.22 | 0.57 | (0.43) | 0.00 | 0.00 | (0.43) |
| Administrative Class | | | | | | | | |
| 03/31/2020 | \$ 10.86 | \$ 0.33 | \$ (0.49) | \$ (0.16) | \$ (0.47) | \$ (0.02) | \$ 0.00 | \$ (0.49) |
| 03/31/2019 | 10.77 | 0.36 | 0.18 | 0.54 | (0.45) | 0.00 | 0.00 | (0.45) |
| 03/31/2018 | 10.78 | 0.34 | 0.14 | 0.48 | (0.48) | 0.00 | (0.01) | (0.49) |
| 03/31/2017 | 10.15 | 0.44 | 0.68 | 1.12 | (0.49) | 0.00 | 0.00 | (0.49) |
| 03/31/2016 | 10.89 | 0.47 | (0.47) | 0.00 | (0.68) | (0.06) | 0.00 | (0.74) |

| Ratios/Supplemental Data | | | | | | | | |
|--|-----------------------------|---|------------------------------|----------------------------|-------------------------------------|---|------------------------------|-------------------------|
| Net Asset Value End of Year or Period ^(a) | Total Return ^(a) | Net Assets End of Year or Period (000s) | Ratios to Average Net Assets | | | | | Portfolio Turnover Rate |
| | | | Expenses | Expenses Excluding Waivers | Expenses Excluding Interest Expense | Expenses Excluding Interest Expense and Waivers | Net Investment Income (Loss) | |
| \$ 9.07 | (4.69)% | \$ 232,487 | 0.92% | 0.92% | 0.90% | 0.90% | 4.13% | 138% |
| 9.90 | 2.77 | 289,576 | 0.93 | 0.93 | 0.90 | 0.90 | 4.60 | 110 |
| 10.08 | 4.38 | 353,288 | 0.91 | 0.91 | 0.90 | 0.90 | 3.72 | 100 |
| 10.04 | 11.23 | 342,617 | 0.91 | 0.91 | 0.90 | 0.90 | 4.50 | 146 |
| 9.32 | (3.77) | 349,267 | 0.93 | 0.93 | 0.90 | 0.90 | 3.56 | 110 |
| \$ 9.03 | (4.78)% | \$ 55,030 | 1.02% | 1.02% | 1.00% | 1.00% | 4.03% | 138% |
| 9.86 | 2.58 | 47,743 | 1.03 | 1.03 | 1.00 | 1.00 | 4.51 | 110 |
| 10.05 | 4.33 | 58,119 | 1.01 | 1.01 | 1.00 | 1.00 | 3.71 | 100 |
| 10.01 | 11.10 | 28,172 | 1.01 | 1.01 | 1.00 | 1.00 | 4.25 | 146 |
| 9.30 | (3.97) | 16,832 | 1.03 | 1.03 | 1.00 | 1.00 | 3.44 | 110 |
| \$ 9.08 | (5.01)% | \$ 19,607 | 1.32% | 1.32% | 1.30% | 1.30% | 3.73% | 138% |
| 9.91 | 2.24 | 23,099 | 1.33 | 1.33 | 1.30 | 1.30 | 4.20 | 110 |
| 10.10 | 4.03 | 30,228 | 1.31 | 1.31 | 1.30 | 1.30 | 3.41 | 100 |
| 10.06 | 10.79 | 10,740 | 1.31 | 1.31 | 1.30 | 1.30 | 4.30 | 146 |
| 9.34 | (4.21) | 15,498 | 1.33 | 1.33 | 1.30 | 1.30 | 3.24 | 110 |
| \$ 8.95 | (5.75)% | \$ 5,206 | 2.07% | 2.07% | 2.05% | 2.05% | 3.00% | 138% |
| 9.78 | 1.63 | 5,834 | 2.08 | 2.08 | 2.05 | 2.05 | 3.45 | 110 |
| 9.96 | 3.13 | 7,532 | 2.06 | 2.06 | 2.05 | 2.05 | 2.58 | 100 |
| 9.94 | 9.91 | 6,835 | 2.06 | 2.06 | 2.05 | 2.05 | 3.43 | 146 |
| 9.26 | (4.83) | 7,188 | 2.08 | 2.08 | 2.05 | 2.05 | 2.45 | 110 |
| \$ 10.21 | (1.45)% | \$ 2,852,619 | 0.79% | 0.79% | 0.75% | 0.75% | 3.19% | 127% |
| 10.86 | 5.45 | 2,627,609 | 0.79 | 0.79 | 0.75 | 0.75 | 3.45 | 105 |
| 10.77 | 4.75 | 2,558,977 | 0.77 | 0.77 | 0.75 | 0.75 | 3.36 | 146 |
| 10.78 | 11.53 | 2,383,388 | 0.77 | 0.77 | 0.76 | 0.76 | 4.42 | 156 |
| 10.15 | 0.27 | 1,876,489 | 0.76 | 0.76 | 0.75 | 0.75 | 4.71 | 99 |
| \$ 10.21 | (1.55)% | \$ 335,490 | 0.89% | 0.89% | 0.85% | 0.85% | 3.07% | 127% |
| 10.86 | 5.34 | 169,410 | 0.89 | 0.89 | 0.85 | 0.85 | 3.35 | 105 |
| 10.77 | 4.64 | 129,856 | 0.87 | 0.87 | 0.85 | 0.85 | 3.25 | 146 |
| 10.78 | 11.42 | 84,476 | 0.87 | 0.87 | 0.86 | 0.86 | 4.27 | 156 |
| 10.15 | 0.17 | 53,679 | 0.86 | 0.86 | 0.85 | 0.85 | 4.63 | 99 |
| \$ 10.21 | (1.60)% | \$ 13,637 | 0.94% | 0.99% | 0.90% | 0.95% | 3.03% | 127% |
| 10.86 | 5.47 | 3,619 | 0.94* | 0.99* | 0.90* | 0.95* | 3.55* | 105 |
| \$ 10.21 | (1.70)% | \$ 159,259 | 1.04% | 1.04% | 1.00% | 1.00% | 2.94% | 127% |
| 10.86 | 5.19 | 155,936 | 1.04 | 1.04 | 1.00 | 1.00 | 3.36 | 105 |
| 10.77 | 4.49 | 10,049 | 1.02 | 1.02 | 1.00 | 1.00 | 3.12 | 146 |
| 10.78 | 11.25 | 12,535 | 1.02 | 1.02 | 1.01 | 1.01 | 4.09 | 156 |
| 10.15 | 0.02 | 8,983 | 1.01 | 1.01 | 1.00 | 1.00 | 4.47 | 99 |

PIMCO Funds

| Selected Per Share Data for the Year or Period Ended [^] : | Investment Operations | | | | Less Distributions ^(c) | | | |
|---|--|---|-------------------------------------|-----------|-----------------------------------|---------------------------------|-----------------------------|-----------|
| | Net Asset Value Beginning of Year or Period ^(a) | Net Investment Income (Loss) ^(b) | Net Realized/Unrealized Gain (Loss) | Total | From Net Investment Income | From Net Realized Capital Gains | Tax Basis Return of Capital | Total |
| Class A | | | | | | | | |
| 03/31/2020 | \$ 10.86 | \$ 0.31 | \$ (0.49) | \$ (0.18) | \$ (0.45) | \$ (0.02) | \$ 0.00 | \$ (0.47) |
| 03/31/2019 | 10.77 | 0.32 | 0.20 | 0.52 | (0.43) | 0.00 | 0.00 | (0.43) |
| 03/31/2018 | 10.78 | 0.32 | 0.14 | 0.46 | (0.46) | 0.00 | (0.01) | (0.47) |
| 03/31/2017 | 10.15 | 0.43 | 0.68 | 1.11 | (0.48) | 0.00 | 0.00 | (0.48) |
| 03/31/2016 | 10.89 | 0.45 | (0.47) | (0.02) | (0.66) | (0.06) | 0.00 | (0.72) |
| Class C | | | | | | | | |
| 03/31/2020 | \$ 10.86 | \$ 0.23 | \$ (0.49) | \$ (0.26) | \$ (0.37) | \$ (0.02) | \$ 0.00 | \$ (0.39) |
| 03/31/2019 | 10.77 | 0.24 | 0.20 | 0.44 | (0.35) | 0.00 | 0.00 | (0.35) |
| 03/31/2018 | 10.78 | 0.24 | 0.14 | 0.38 | (0.38) | 0.00 | (0.01) | (0.39) |
| 03/31/2017 | 10.15 | 0.35 | 0.68 | 1.03 | (0.40) | 0.00 | 0.00 | (0.40) |
| 03/31/2016 | 10.89 | 0.37 | (0.47) | (0.10) | (0.58) | (0.06) | 0.00 | (0.64) |
| PIMCO High Yield Fund | | | | | | | | |
| Institutional Class | | | | | | | | |
| 03/31/2020 | \$ 8.78 | \$ 0.44 | \$ (0.83) | \$ (0.39) | \$ (0.44) | \$ 0.00 | \$ (0.01) | \$ (0.45) |
| 03/31/2019 | 8.72 | 0.46 | 0.07 | 0.53 | (0.47) | 0.00 | 0.00 | (0.47) |
| 03/31/2018 | 8.90 | 0.43 | (0.15) | 0.28 | (0.44) | 0.00 | (0.02) | (0.46) |
| 03/31/2017 | 8.37 | 0.46 | 0.55 | 1.01 | (0.48) | 0.00 | 0.00 | (0.48) |
| 03/31/2016 | 9.24 | 0.48 | (0.63) | (0.15) | (0.49) | (0.22) | (0.01) | (0.72) |
| I-2 | | | | | | | | |
| 03/31/2020 | \$ 8.78 | \$ 0.43 | \$ (0.83) | \$ (0.40) | \$ (0.43) | \$ 0.00 | \$ (0.01) | \$ (0.44) |
| 03/31/2019 | 8.72 | 0.45 | 0.07 | 0.52 | (0.46) | 0.00 | 0.00 | (0.46) |
| 03/31/2018 | 8.90 | 0.43 | (0.16) | 0.27 | (0.43) | 0.00 | (0.02) | (0.45) |
| 03/31/2017 | 8.37 | 0.45 | 0.55 | 1.00 | (0.47) | 0.00 | 0.00 | (0.47) |
| 03/31/2016 | 9.24 | 0.46 | (0.62) | (0.16) | (0.48) | (0.22) | (0.01) | (0.71) |
| I-3 | | | | | | | | |
| 03/31/2020 | \$ 8.78 | \$ 0.42 | \$ (0.82) | \$ (0.40) | \$ (0.43) | \$ 0.00 | \$ (0.01) | \$ (0.44) |
| 04/27/2018 - 03/31/2019 | 8.73 | 0.42 | 0.05 | 0.47 | (0.42) | 0.00 | 0.00 | (0.42) |
| Administrative Class | | | | | | | | |
| 03/31/2020 | \$ 8.78 | \$ 0.42 | \$ (0.83) | \$ (0.41) | \$ (0.42) | \$ 0.00 | \$ (0.01) | \$ (0.43) |
| 03/31/2019 | 8.72 | 0.43 | 0.08 | 0.51 | (0.45) | 0.00 | 0.00 | (0.45) |
| 03/31/2018 | 8.90 | 0.41 | (0.16) | 0.25 | (0.41) | 0.00 | (0.02) | (0.43) |
| 03/31/2017 | 8.37 | 0.44 | 0.55 | 0.99 | (0.46) | 0.00 | 0.00 | (0.46) |
| 03/31/2016 | 9.24 | 0.46 | (0.64) | (0.18) | (0.46) | (0.22) | (0.01) | (0.69) |
| Class A | | | | | | | | |
| 03/31/2020 | \$ 8.78 | \$ 0.41 | \$ (0.83) | \$ (0.42) | \$ (0.41) | \$ 0.00 | \$ (0.01) | \$ (0.42) |
| 03/31/2019 | 8.72 | 0.43 | 0.07 | 0.50 | (0.44) | 0.00 | 0.00 | (0.44) |
| 03/31/2018 | 8.90 | 0.41 | (0.17) | 0.24 | (0.40) | 0.00 | (0.02) | (0.42) |
| 03/31/2017 | 8.37 | 0.43 | 0.55 | 0.98 | (0.45) | 0.00 | 0.00 | (0.45) |
| 03/31/2016 | 9.24 | 0.45 | (0.64) | (0.19) | (0.45) | (0.22) | (0.01) | (0.68) |
| Class C | | | | | | | | |
| 03/31/2020 | \$ 8.78 | \$ 0.34 | \$ (0.83) | \$ (0.49) | \$ (0.34) | \$ 0.00 | \$ (0.01) | \$ (0.35) |
| 03/31/2019 | 8.72 | 0.36 | 0.07 | 0.43 | (0.37) | 0.00 | 0.00 | (0.37) |
| 03/31/2018 | 8.90 | 0.33 | (0.15) | 0.18 | (0.34) | 0.00 | (0.02) | (0.36) |
| 03/31/2017 | 8.37 | 0.37 | 0.54 | 0.91 | (0.38) | 0.00 | 0.00 | (0.38) |
| 03/31/2016 | 9.24 | 0.39 | (0.64) | (0.25) | (0.39) | (0.22) | (0.01) | (0.62) |
| Class R | | | | | | | | |
| 03/31/2020 | \$ 8.78 | \$ 0.38 | \$ (0.82) | \$ (0.44) | \$ (0.39) | \$ 0.00 | \$ (0.01) | \$ (0.40) |
| 03/31/2019 | 8.72 | 0.41 | 0.07 | 0.48 | (0.42) | 0.00 | 0.00 | (0.42) |
| 03/31/2018 | 8.90 | 0.38 | (0.16) | 0.22 | (0.38) | 0.00 | (0.02) | (0.40) |
| 03/31/2017 | 8.37 | 0.41 | 0.55 | 0.96 | (0.43) | 0.00 | 0.00 | (0.43) |
| 03/31/2016 | 9.24 | 0.43 | (0.64) | (0.21) | (0.43) | (0.22) | (0.01) | (0.66) |
| PIMCO High Yield Spectrum Fund | | | | | | | | |
| Institutional Class | | | | | | | | |
| 03/31/2020 | \$ 9.71 | \$ 0.54 | \$ (1.12) | \$ (0.58) | \$ (0.55) | \$ 0.00 | \$ 0.00 | \$ (0.55) |
| 03/31/2019 | 9.78 | 0.57 | (0.07) | 0.50 | (0.57) | 0.00 | 0.00 | (0.57) |
| 03/31/2018 | 9.93 | 0.55 | (0.14) | 0.41 | (0.30) | 0.00 | (0.26) | (0.56) |
| 03/31/2017 | 9.22 | 0.58 | 0.77 | 1.35 | (0.64) | 0.00 | 0.00 | (0.64) |
| 03/31/2016 | 10.15 | 0.60 | (0.83) | (0.23) | (0.66) | (0.04) | 0.00 | (0.70) |

| Ratios/Supplemental Data | | | | | | | | |
|--|-----------------------------|---|----------|----------------------------|-------------------------------------|---|------------------------------|-------------------------|
| Ratios to Average Net Assets | | | | | | | | |
| Net Asset Value End of Year or Period ^(a) | Total Return ^(a) | Net Assets End of Year or Period (000s) | Expenses | Expenses Excluding Waivers | Expenses Excluding Interest Expense | Expenses Excluding Interest Expense and Waivers | Net Investment Income (Loss) | Portfolio Turnover Rate |
| \$ 10.21 | (1.84)% | \$ 297,090 | 1.19% | 1.19% | 1.15% | 1.15% | 2.78% | 127% |
| 10.86 | 5.03 | 251,911 | 1.19 | 1.19 | 1.15 | 1.15 | 3.04 | 105 |
| 10.77 | 4.33 | 260,394 | 1.17 | 1.17 | 1.15 | 1.15 | 2.97 | 146 |
| 10.78 | 11.09 | 167,491 | 1.17 | 1.17 | 1.16 | 1.16 | 4.02 | 156 |
| 10.15 | (0.13) | 146,814 | 1.16 | 1.16 | 1.15 | 1.15 | 4.32 | 99 |
| \$ 10.21 | (2.58)% | \$ 77,114 | 1.94% | 1.94% | 1.90% | 1.90% | 2.04% | 127% |
| 10.86 | 4.25 | 73,261 | 1.94 | 1.94 | 1.90 | 1.90 | 2.29 | 105 |
| 10.77 | 3.56 | 82,085 | 1.92 | 1.92 | 1.90 | 1.90 | 2.22 | 146 |
| 10.78 | 10.26 | 104,368 | 1.92 | 1.92 | 1.91 | 1.91 | 3.29 | 156 |
| 10.15 | (0.88) | 103,810 | 1.91 | 1.91 | 1.90 | 1.90 | 3.57 | 99 |
| \$ 7.94 | (4.86)% | \$ 6,130,559 | 0.57% | 0.57% | 0.55% | 0.55% | 4.94% | 34% |
| 8.78 | 6.27 | 6,741,939 | 0.59 | 0.59 | 0.55 | 0.55 | 5.30 | 21 |
| 8.72 | 3.07 | 6,133,889 | 0.57 | 0.57 | 0.55 | 0.55 | 4.84 | 25 |
| 8.90 | 12.30 | 8,595,555 | 0.56 | 0.56 | 0.55 | 0.55 | 5.26 | 31 |
| 8.37 | (1.61) | 6,806,263 | 0.56 | 0.56 | 0.55 | 0.55 | 5.48 | 32 |
| \$ 7.94 | (4.95)% | \$ 317,936 | 0.67% | 0.67% | 0.65% | 0.65% | 4.84% | 34% |
| 8.78 | 6.16 | 355,451 | 0.69 | 0.69 | 0.65 | 0.65 | 5.20 | 21 |
| 8.72 | 2.97 | 354,057 | 0.67 | 0.67 | 0.65 | 0.65 | 4.75 | 25 |
| 8.90 | 12.19 | 453,711 | 0.66 | 0.66 | 0.65 | 0.65 | 5.19 | 31 |
| 8.37 | (1.71) | 1,335,978 | 0.66 | 0.66 | 0.65 | 0.65 | 5.33 | 32 |
| \$ 7.94 | (5.00)% | \$ 9,015 | 0.72% | 0.77% | 0.70% | 0.75% | 4.81% | 34% |
| 8.78 | 5.57 | 3,991 | 0.74* | 0.79* | 0.70* | 0.75* | 5.21* | 21 |
| \$ 7.94 | (5.08)% | \$ 281,004 | 0.82% | 0.82% | 0.80% | 0.80% | 4.69% | 34% |
| 8.78 | 6.00 | 449,135 | 0.84 | 0.84 | 0.80 | 0.80 | 5.03 | 21 |
| 8.72 | 2.82 | 558,261 | 0.82 | 0.82 | 0.80 | 0.80 | 4.63 | 25 |
| 8.90 | 12.02 | 371,840 | 0.81 | 0.81 | 0.80 | 0.80 | 5.02 | 31 |
| 8.37 | (1.86) | 356,143 | 0.81 | 0.81 | 0.80 | 0.80 | 5.25 | 32 |
| \$ 7.94 | (5.19)% | \$ 579,375 | 0.92% | 0.92% | 0.90% | 0.90% | 4.59% | 34% |
| 8.78 | 5.90 | 710,419 | 0.94 | 0.94 | 0.90 | 0.90 | 4.95 | 21 |
| 8.72 | 2.72 | 806,919 | 0.92 | 0.92 | 0.90 | 0.90 | 4.53 | 25 |
| 8.90 | 11.91 | 560,870 | 0.91 | 0.91 | 0.90 | 0.90 | 4.92 | 31 |
| 8.37 | (1.96) | 625,380 | 0.91 | 0.91 | 0.90 | 0.90 | 5.14 | 32 |
| \$ 7.94 | (5.90)% | \$ 64,260 | 1.67% | 1.67% | 1.65% | 1.65% | 3.85% | 34% |
| 8.78 | 5.11 | 106,785 | 1.69 | 1.69 | 1.65 | 1.65 | 4.20 | 21 |
| 8.72 | 1.95 | 141,943 | 1.67 | 1.67 | 1.65 | 1.65 | 3.74 | 25 |
| 8.90 | 11.08 | 316,646 | 1.66 | 1.66 | 1.65 | 1.65 | 4.17 | 31 |
| 8.37 | (2.69) | 348,796 | 1.66 | 1.66 | 1.65 | 1.65 | 4.40 | 32 |
| \$ 7.94 | (5.42)% | \$ 27,183 | 1.17% | 1.17% | 1.15% | 1.15% | 4.34% | 34% |
| 8.78 | 5.64 | 31,064 | 1.19 | 1.19 | 1.15 | 1.15 | 4.70 | 21 |
| 8.72 | 2.46 | 31,988 | 1.17 | 1.17 | 1.15 | 1.15 | 4.27 | 25 |
| 8.90 | 11.63 | 33,473 | 1.16 | 1.16 | 1.15 | 1.15 | 4.67 | 31 |
| 8.37 | (2.20) | 32,612 | 1.16 | 1.16 | 1.15 | 1.15 | 4.89 | 32 |
| \$ 8.58 | (6.52)% | \$ 101,092 | 0.62% | 0.62% | 0.60% | 0.60% | 5.47% | 27% |
| 9.71 | 5.36 | 603,647 | 0.63 | 0.63 | 0.60 | 0.60 | 5.93 | 26 |
| 9.78 | 4.15 | 655,038 | 0.62 | 0.62 | 0.60 | 0.60 | 5.53 | 24 |
| 9.93 | 14.98 | 1,505,442 | 0.61 | 0.61 | 0.60 | 0.60 | 5.92 | 35 |
| 9.22 | (2.20) | 1,673,680 | 0.61 | 0.61 | 0.60 | 0.60 | 6.29 | 30 |

PIMCO Funds

| Selected Per Share Data for the Year or Period Ended [^] : | Investment Operations | | | | Less Distributions ^(c) | | | |
|---|--|--|--|-----------|-----------------------------------|------------------------------------|--------------------------------|-----------|
| | Net Asset Value Beginning of Year or Period ^(a) | Net Investment Income (Loss) ^(b) | Net Realized/ Unrealized Gain (Loss) | Total | From Net Investment Income | From Net Realized Capital Gains | Tax Basis Return of Capital | Total |
| I-2 | | | | | | | | |
| 03/31/2020 | \$ 9.71 | \$ 0.52 | \$ (1.11) | \$ (0.59) | \$ (0.54) | \$ 0.00 | \$ 0.00 | \$ (0.54) |
| 03/31/2019 | 9.78 | 0.56 | (0.06) | 0.50 | (0.57) | 0.00 | 0.00 | (0.57) |
| 03/31/2018 | 9.93 | 0.54 | (0.14) | 0.40 | (0.29) | 0.00 | (0.26) | (0.55) |
| 03/31/2017 | 9.22 | 0.57 | 0.77 | 1.34 | (0.63) | 0.00 | 0.00 | (0.63) |
| 03/31/2016 | 10.15 | 0.59 | (0.83) | (0.24) | (0.65) | (0.04) | 0.00 | (0.69) |
| I-3 | | | | | | | | |
| 03/31/2020 | \$ 9.71 | \$ 0.52 | \$ (1.12) | \$ (0.60) | \$ (0.53) | \$ 0.00 | \$ 0.00 | \$ (0.53) |
| 04/27/2018 - 03/31/2019 | 9.81 | 0.52 | (0.10) | 0.42 | (0.52) | 0.00 | 0.00 | (0.52) |
| Class A | | | | | | | | |
| 03/31/2020 | \$ 9.71 | \$ 0.50 | \$ (1.12) | \$ (0.62) | \$ (0.51) | \$ 0.00 | \$ 0.00 | \$ (0.51) |
| 03/31/2019 | 9.78 | 0.54 | (0.07) | 0.47 | (0.54) | 0.00 | 0.00 | (0.54) |
| 03/31/2018 | 9.93 | 0.52 | (0.14) | 0.38 | (0.27) | 0.00 | (0.26) | (0.53) |
| 03/31/2017 | 9.22 | 0.54 | 0.77 | 1.31 | (0.60) | 0.00 | 0.00 | (0.60) |
| 03/31/2016 | 10.15 | 0.57 | (0.83) | (0.26) | (0.63) | (0.04) | 0.00 | (0.67) |
| Class C | | | | | | | | |
| 03/31/2020 | \$ 9.71 | \$ 0.42 | \$ (1.11) | \$ (0.69) | \$ (0.44) | \$ 0.00 | \$ 0.00 | \$ (0.44) |
| 03/31/2019 | 9.78 | 0.47 | (0.07) | 0.40 | (0.47) | 0.00 | 0.00 | (0.47) |
| 03/31/2018 | 9.93 | 0.44 | (0.14) | 0.30 | (0.19) | 0.00 | (0.26) | (0.45) |
| 03/31/2017 | 9.22 | 0.47 | 0.77 | 1.24 | (0.53) | 0.00 | 0.00 | (0.53) |
| 03/31/2016 | 10.15 | 0.50 | (0.83) | (0.33) | (0.56) | (0.04) | 0.00 | (0.60) |
| PIMCO Income Fund (Consolidated) | | | | | | | | |
| Institutional Class | | | | | | | | |
| 03/31/2020 | \$ 12.00 | \$ 0.54 | \$ (0.87) | \$ (0.33) | \$ (0.70) | \$ 0.00 | \$ 0.00 | \$ (0.70) |
| 03/31/2019 | 12.21 | 0.56 | (0.10) | 0.46 | (0.67) | 0.00 | 0.00 | (0.67) |
| 03/31/2018 | 12.24 | 0.56 | 0.08 | 0.64 | (0.67) | 0.00 | 0.00 | (0.67) |
| 03/31/2017 | 11.77 | 0.57 | 0.57 | 1.14 | (0.58) | 0.00 | (0.09) | (0.67) |
| 03/31/2016 | 12.40 | 0.47 | (0.18) | 0.29 | (0.91) | (0.01) | 0.00 | (0.92) |
| I-2 | | | | | | | | |
| 03/31/2020 | \$ 12.00 | \$ 0.53 | \$ (0.87) | \$ (0.34) | \$ (0.69) | \$ 0.00 | \$ 0.00 | \$ (0.69) |
| 03/31/2019 | 12.21 | 0.55 | (0.11) | 0.44 | (0.65) | 0.00 | 0.00 | (0.65) |
| 03/31/2018 | 12.24 | 0.54 | 0.08 | 0.62 | (0.65) | 0.00 | 0.00 | (0.65) |
| 03/31/2017 | 11.77 | 0.56 | 0.56 | 1.12 | (0.56) | 0.00 | (0.09) | (0.65) |
| 03/31/2016 | 12.40 | 0.46 | (0.18) | 0.28 | (0.90) | (0.01) | 0.00 | (0.91) |
| I-3 | | | | | | | | |
| 03/31/2020 | \$ 12.00 | \$ 0.52 | \$ (0.87) | \$ (0.35) | \$ (0.68) | \$ 0.00 | \$ 0.00 | \$ (0.68) |
| 04/27/2018 - 03/31/2019 | 12.10 | 0.52 | (0.03) | 0.49 | (0.59) | 0.00 | 0.00 | (0.59) |
| Administrative Class | | | | | | | | |
| 03/31/2020 | \$ 12.00 | \$ 0.51 | \$ (0.87) | \$ (0.36) | \$ (0.67) | \$ 0.00 | \$ 0.00 | \$ (0.67) |
| 03/31/2019 | 12.21 | 0.53 | (0.10) | 0.43 | (0.64) | 0.00 | 0.00 | (0.64) |
| 03/31/2018 | 12.24 | 0.52 | 0.09 | 0.61 | (0.64) | 0.00 | 0.00 | (0.64) |
| 03/31/2017 | 11.77 | 0.54 | 0.57 | 1.11 | (0.55) | 0.00 | (0.09) | (0.64) |
| 03/31/2016 | 12.40 | 0.44 | (0.18) | 0.26 | (0.88) | (0.01) | 0.00 | (0.89) |
| Class A | | | | | | | | |
| 03/31/2020 | \$ 12.00 | \$ 0.49 | \$ (0.87) | \$ (0.38) | \$ (0.65) | \$ 0.00 | \$ 0.00 | \$ (0.65) |
| 03/31/2019 | 12.21 | 0.51 | (0.10) | 0.41 | (0.62) | 0.00 | 0.00 | (0.62) |
| 03/31/2018 | 12.24 | 0.51 | 0.08 | 0.59 | (0.62) | 0.00 | 0.00 | (0.62) |
| 03/31/2017 | 11.77 | 0.53 | 0.56 | 1.09 | (0.53) | 0.00 | (0.09) | (0.62) |
| 03/31/2016 | 12.40 | 0.42 | (0.18) | 0.24 | (0.86) | (0.01) | 0.00 | (0.87) |
| Class C | | | | | | | | |
| 03/31/2020 | \$ 12.00 | \$ 0.40 | \$ (0.87) | \$ (0.47) | \$ (0.56) | \$ 0.00 | \$ 0.00 | \$ (0.56) |
| 03/31/2019 | 12.21 | 0.42 | (0.10) | 0.32 | (0.53) | 0.00 | 0.00 | (0.53) |
| 03/31/2018 | 12.24 | 0.41 | 0.08 | 0.49 | (0.52) | 0.00 | 0.00 | (0.52) |
| 03/31/2017 | 11.77 | 0.43 | 0.57 | 1.00 | (0.44) | 0.00 | (0.09) | (0.53) |
| 03/31/2016 | 12.40 | 0.33 | (0.18) | 0.15 | (0.77) | (0.01) | 0.00 | (0.78) |
| Class R | | | | | | | | |
| 03/31/2020 | \$ 12.00 | \$ 0.46 | \$ (0.87) | \$ (0.41) | \$ (0.62) | \$ 0.00 | \$ 0.00 | \$ (0.62) |
| 03/31/2019 | 12.21 | 0.48 | (0.10) | 0.38 | (0.59) | 0.00 | 0.00 | (0.59) |
| 03/31/2018 | 12.24 | 0.48 | 0.08 | 0.56 | (0.59) | 0.00 | 0.00 | (0.59) |
| 03/31/2017 | 11.77 | 0.49 | 0.57 | 1.06 | (0.50) | 0.00 | (0.09) | (0.59) |
| 03/31/2016 | 12.40 | 0.39 | (0.18) | 0.21 | (0.83) | (0.01) | 0.00 | (0.84) |

| Ratios/Supplemental Data | | | | | | | | | |
|--|-----------------------------|---|---------------------|----------------------------|-------------------------------------|---|------------------------------|-------------------------|--|
| Ratios to Average Net Assets | | | | | | | | | |
| Net Asset Value End of Year or Period ^(a) | Total Return ^(a) | Net Assets End of Year or Period (000s) | Expenses | Expenses Excluding Waivers | Expenses Excluding Interest Expense | Expenses Excluding Interest Expense and Waivers | Net Investment Income (Loss) | Portfolio Turnover Rate | |
| \$ 8.58 | (6.61)% | \$ 134,676 | 0.72% | 0.72% | 0.70% | 0.70% | 5.34% | 27% | |
| 9.71 | 5.26 | 193,934 | 0.73 | 0.73 | 0.70 | 0.70 | 5.85 | 26 | |
| 9.78 | 4.05 | 150,910 | 0.72 | 0.72 | 0.70 | 0.70 | 5.45 | 24 | |
| 9.93 | 14.87 | 142,214 | 0.71 | 0.71 | 0.70 | 0.70 | 5.82 | 35 | |
| 9.22 | (2.29) | 128,077 | 0.71 | 0.71 | 0.70 | 0.70 | 6.20 | 30 | |
| \$ 8.58 | (6.66)% | \$ 445 | 0.77% | 0.82% | 0.75% | 0.80% | 5.28% | 27% | |
| 9.71 | 4.45 | 2,142 | 0.78* | 0.83* | 0.75* | 0.80* | 5.91* | 26 | |
| \$ 8.58 | (6.85)% | \$ 50,039 | 0.97% | 0.97% | 0.95% | 0.95% | 5.08% | 27% | |
| 9.71 | 5.00 | 63,446 | 0.98 | 0.98 | 0.95 | 0.95 | 5.58 | 26 | |
| 9.78 | 3.79 | 83,841 | 0.97 | 0.97 | 0.95 | 0.95 | 5.21 | 24 | |
| 9.93 | 14.58 | 43,592 | 0.96 | 0.96 | 0.95 | 0.95 | 5.55 | 35 | |
| 9.22 | (2.54) | 18,560 | 0.96 | 0.96 | 0.95 | 0.95 | 5.94 | 30 | |
| \$ 8.58 | (7.54)% | \$ 6,862 | 1.72% | 1.72% | 1.70% | 1.70% | 4.33% | 27% | |
| 9.71 | 4.22 | 8,118 | 1.73 | 1.73 | 1.70 | 1.70 | 4.83 | 26 | |
| 9.78 | 3.02 | 10,506 | 1.72 | 1.72 | 1.70 | 1.70 | 4.44 | 24 | |
| 9.93 | 13.73 | 9,777 | 1.71 | 1.71 | 1.70 | 1.70 | 4.81 | 35 | |
| 9.22 | (3.26) | 6,123 | 1.71 | 1.71 | 1.70 | 1.70 | 5.19 | 30 | |
| \$ 10.97 | (3.09)% | \$ 59,316,252 | 1.09% | 1.09% | 0.50% | 0.50% | 4.51% | 421% | |
| 12.00 | 3.91 | 61,701,317 | 1.05 | 1.05 | 0.50 | 0.50 | 4.71 | 472 | |
| 12.21 | 5.27 | 52,201,634 | 0.72 ^(d) | 0.72 ^(d) | 0.48 ^(d) | 0.48 ^(d) | 4.51 | 266 | |
| 12.24 | 9.90 | 33,638,113 | 0.48 | 0.48 | 0.45 | 0.45 | 4.73 | 190 | |
| 11.77 | 2.48 | 22,362,456 | 0.45 | 0.45 | 0.45 | 0.45 | 3.90 | 52 | |
| \$ 10.97 | (3.19)% | \$ 29,064,542 | 1.19% | 1.19% | 0.60% | 0.60% | 4.41% | 421% | |
| 12.00 | 3.80 | 26,387,730 | 1.15 | 1.15 | 0.60 | 0.60 | 4.60 | 472 | |
| 12.21 | 5.17 | 25,015,439 | 0.82 ^(e) | 0.82 ^(e) | 0.58 ^(e) | 0.58 ^(e) | 4.41 | 266 | |
| 12.24 | 9.79 | 16,623,094 | 0.58 | 0.58 | 0.55 | 0.55 | 4.63 | 190 | |
| 11.77 | 2.37 | 10,598,545 | 0.55 | 0.55 | 0.55 | 0.55 | 3.80 | 52 | |
| \$ 10.97 | (3.24)% | \$ 678,734 | 1.24% | 1.29% | 0.65% | 0.70% | 4.33% | 421% | |
| 12.00 | 4.24 | 408,716 | 1.20* | 1.25* | 0.65* | 0.70* | 4.75* | 472 | |
| \$ 10.97 | (3.33)% | \$ 403,685 | 1.34% | 1.34% | 0.75% | 0.75% | 4.25% | 421% | |
| 12.00 | 3.65 | 417,229 | 1.30 | 1.30 | 0.75 | 0.75 | 4.46 | 472 | |
| 12.21 | 5.01 | 401,440 | 0.97 ^(d) | 0.97 ^(d) | 0.73 ^(d) | 0.73 ^(d) | 4.26 | 266 | |
| 12.24 | 9.64 | 343,576 | 0.73 | 0.73 | 0.70 | 0.70 | 4.47 | 190 | |
| 11.77 | 2.22 | 273,019 | 0.70 | 0.70 | 0.70 | 0.70 | 3.66 | 52 | |
| \$ 10.97 | (3.48)% | \$ 15,928,413 | 1.49% | 1.49% | 0.90% | 0.90% | 4.12% | 421% | |
| 12.00 | 3.49 | 21,103,370 | 1.45 | 1.45 | 0.90 | 0.90 | 4.29 | 472 | |
| 12.21 | 4.85 | 25,214,615 | 1.12 ^(f) | 1.12 ^(f) | 0.88 ^(f) | 0.88 ^(f) | 4.16 | 266 | |
| 12.24 | 9.47 | 8,940,045 | 0.88 | 0.88 | 0.85 | 0.85 | 4.36 | 190 | |
| 11.77 | 2.06 | 7,101,561 | 0.85 | 0.85 | 0.85 | 0.85 | 3.50 | 52 | |
| \$ 10.97 | (4.20)% | \$ 7,924,011 | 2.24% | 2.24% | 1.65% | 1.65% | 3.36% | 421% | |
| 12.00 | 2.72 | 8,344,530 | 2.20 | 2.20 | 1.65 | 1.65 | 3.55 | 472 | |
| 12.21 | 4.07 | 9,122,805 | 1.87 ^(f) | 1.87 ^(f) | 1.63 ^(f) | 1.63 ^(f) | 3.35 | 266 | |
| 12.24 | 8.68 | 7,916,026 | 1.63 | 1.63 | 1.60 | 1.60 | 3.60 | 190 | |
| 11.77 | 1.28 | 6,480,609 | 1.60 | 1.60 | 1.60 | 1.60 | 2.75 | 52 | |
| \$ 10.97 | (3.72)% | \$ 512,039 | 1.74% | 1.74% | 1.15% | 1.15% | 3.85% | 421% | |
| 12.00 | 3.23 | 489,890 | 1.70 | 1.70 | 1.15 | 1.15 | 4.06 | 472 | |
| 12.21 | 4.59 | 449,900 | 1.37 ^(f) | 1.37 ^(f) | 1.13 ^(f) | 1.13 ^(f) | 3.86 | 266 | |
| 12.24 | 9.20 | 324,987 | 1.13 | 1.13 | 1.10 | 1.10 | 4.07 | 190 | |
| 11.77 | 1.80 | 204,389 | 1.10 | 1.10 | 1.10 | 1.10 | 3.26 | 52 | |

PIMCO Funds

| Selected Per Share Data for the Year or Period Ended [^] : | Investment Operations | | | | Less Distributions ^(c) | | | |
|---|--|---|-------------------------------------|-----------|-----------------------------------|---------------------------------|-----------------------------|-----------|
| | Net Asset Value Beginning of Year or Period ^(a) | Net Investment Income (Loss) ^(b) | Net Realized/Unrealized Gain (Loss) | Total | From Net Investment Income | From Net Realized Capital Gains | Tax Basis Return of Capital | Total |
| PIMCO Long-Term Credit Bond Fund | | | | | | | | |
| Institutional Class | | | | | | | | |
| 03/31/2020 | \$ 11.69 | \$ 0.48 | \$ 0.54 | \$ 1.02 | \$ (0.59) | \$ (0.04) | \$ 0.00 | \$ (0.63) |
| 03/31/2019 | 11.83 | 0.49 | 0.08 | 0.57 | (0.49) | (0.15) | (0.07) | (0.71) |
| 03/31/2018 | 11.63 | 0.53 | 0.25 | 0.78 | (0.58) | 0.00 | 0.00 | (0.58) |
| 03/31/2017 | 11.40 | 0.56 | 0.32 | 0.88 | (0.60) | 0.00 | (0.05) | (0.65) |
| 03/31/2016 | 13.27 | 0.61 | (0.87) | (0.26) | (0.80) | (0.81) | 0.00 | (1.61) |
| I-2 | | | | | | | | |
| 03/31/2020 | \$ 11.69 | \$ 0.47 | \$ 0.54 | \$ 1.01 | \$ (0.58) | \$ (0.04) | \$ 0.00 | \$ (0.62) |
| 03/31/2019 | 11.83 | 0.48 | 0.08 | 0.56 | (0.48) | (0.15) | (0.07) | (0.70) |
| 03/31/2018 | 11.63 | 0.52 | 0.25 | 0.77 | (0.57) | 0.00 | 0.00 | (0.57) |
| 03/31/2017 | 11.40 | 0.54 | 0.33 | 0.87 | (0.59) | 0.00 | (0.05) | (0.64) |
| 03/31/2016 | 13.27 | 0.60 | (0.87) | (0.27) | (0.79) | (0.81) | 0.00 | (1.60) |
| PIMCO Low Duration Income Fund | | | | | | | | |
| Institutional Class | | | | | | | | |
| 03/31/2020 | \$ 8.58 | \$ 0.32 | \$ (0.55) | \$ (0.23) | \$ (0.40) | \$ 0.00 | \$ 0.00 | \$ (0.40) |
| 03/31/2019 | 8.56 | 0.30 | 0.01 | 0.31 | (0.29) | 0.00 | 0.00 | (0.29) |
| 03/31/2018 | 8.46 | 0.27 | 0.09 | 0.36 | (0.26) | 0.00 | 0.00 | (0.26) |
| 03/31/2017 | 7.67 | 0.35 | 0.74 | 1.09 | (0.30) | 0.00 | 0.00 | (0.30) |
| 03/31/2016 | 8.26 | 0.36 | (0.55) | (0.19) | (0.40) | 0.00 | 0.00 | (0.40) |
| I-2 | | | | | | | | |
| 03/31/2020 | \$ 8.58 | \$ 0.31 | \$ (0.55) | \$ (0.24) | \$ (0.39) | \$ 0.00 | \$ 0.00 | \$ (0.39) |
| 03/31/2019 | 8.56 | 0.30 | 0.00 | 0.30 | (0.28) | 0.00 | 0.00 | (0.28) |
| 03/31/2018 | 8.46 | 0.26 | 0.09 | 0.35 | (0.25) | 0.00 | 0.00 | (0.25) |
| 03/31/2017 | 7.67 | 0.32 | 0.76 | 1.08 | (0.29) | 0.00 | 0.00 | (0.29) |
| 03/31/2016 | 8.26 | 0.36 | (0.56) | (0.20) | (0.39) | 0.00 | 0.00 | (0.39) |
| I-3 | | | | | | | | |
| 03/31/2020 | \$ 8.58 | \$ 0.31 | \$ (0.56) | \$ (0.25) | \$ (0.38) | \$ 0.00 | \$ 0.00 | \$ (0.38) |
| 04/27/2018 - 03/31/2019 | 8.54 | 0.29 | 0.01 | 0.30 | (0.26) | 0.00 | 0.00 | (0.26) |
| Class A | | | | | | | | |
| 03/31/2020 | \$ 8.58 | \$ 0.28 | \$ (0.55) | \$ (0.27) | \$ (0.36) | \$ 0.00 | \$ 0.00 | \$ (0.36) |
| 03/31/2019 | 8.56 | 0.27 | 0.01 | 0.28 | (0.26) | 0.00 | 0.00 | (0.26) |
| 03/31/2018 | 8.46 | 0.23 | 0.09 | 0.32 | (0.22) | 0.00 | 0.00 | (0.22) |
| 03/31/2017 | 7.67 | 0.31 | 0.75 | 1.06 | (0.27) | 0.00 | 0.00 | (0.27) |
| 03/31/2016 | 8.26 | 0.33 | (0.55) | (0.22) | (0.37) | 0.00 | 0.00 | (0.37) |
| Class C | | | | | | | | |
| 03/31/2020 | \$ 8.58 | \$ 0.26 | \$ (0.55) | \$ (0.29) | \$ (0.34) | \$ 0.00 | \$ 0.00 | \$ (0.34) |
| 03/31/2019 | 8.56 | 0.24 | 0.01 | 0.25 | (0.23) | 0.00 | 0.00 | (0.23) |
| 03/31/2018 | 8.46 | 0.20 | 0.10 | 0.30 | (0.20) | 0.00 | 0.00 | (0.20) |
| 03/31/2017 | 7.67 | 0.29 | 0.75 | 1.04 | (0.25) | 0.00 | 0.00 | (0.25) |
| 03/31/2016 | 8.26 | 0.31 | (0.56) | (0.25) | (0.34) | 0.00 | 0.00 | (0.34) |
| PIMCO Preferred and Capital Securities Fund (Consolidated) | | | | | | | | |
| Institutional Class | | | | | | | | |
| 03/31/2020 | \$ 9.98 | \$ 0.41 | \$ (0.63) | \$ (0.22) | \$ (0.50) | \$ (0.03) | \$ 0.00 | \$ (0.53) |
| 03/31/2019 | 10.31 | 0.46 | (0.18) | 0.28 | (0.59) | (0.01) | (0.01) | (0.61) |
| 03/31/2018 | 10.22 | 0.41 | 0.43 | 0.84 | (0.72) | (0.03) | 0.00 | (0.75) |
| 03/31/2017 | 9.44 | 0.46 | 0.94 | 1.40 | (0.62) | 0.00 | 0.00 | (0.62) |
| 04/13/2015 - 03/31/2016 | 10.00 | 0.40 | (0.58) | (0.18) | (0.31) | 0.00 | (0.07) | (0.38) |
| I-2 | | | | | | | | |
| 03/31/2020 | \$ 9.97 | \$ 0.40 | \$ (0.64) | \$ (0.24) | \$ (0.49) | \$ (0.03) | \$ 0.00 | \$ (0.52) |
| 03/31/2019 | 10.30 | 0.45 | (0.18) | 0.27 | (0.58) | (0.01) | (0.01) | (0.60) |
| 03/31/2018 | 10.21 | 0.40 | 0.43 | 0.83 | (0.71) | (0.03) | 0.00 | (0.74) |
| 03/31/2017 | 9.45 | 0.42 | 0.96 | 1.38 | (0.62) | 0.00 | 0.00 | (0.62) |
| 04/13/2015 - 03/31/2016 | 10.00 | 0.40 | (0.57) | (0.17) | (0.31) | 0.00 | (0.07) | (0.38) |

| Ratios/Supplemental Data | | | | | | | | |
|--|-----------------------------|---|------------------------------|----------------------------|-------------------------------------|---|------------------------------|-------------------------|
| Net Asset Value End of Year or Period ^(a) | Total Return ^(a) | Net Assets End of Year or Period (000s) | Ratios to Average Net Assets | | | | Net Investment Income (Loss) | Portfolio Turnover Rate |
| | | | Expenses | Expenses Excluding Waivers | Expenses Excluding Interest Expense | Expenses Excluding Interest Expense and Waivers | | |
| \$ 12.08 | 8.59% | \$ 3,313,697 | 0.84% | 0.84% | 0.55% | 0.55% | 3.84% | 180% |
| 11.69 | 5.20 | 3,576,056 | 0.79 | 0.79 | 0.55 | 0.55 | 4.33 | 133 |
| 11.83 | 6.76 | 3,309,210 | 0.85 | 0.85 | 0.55 | 0.55 | 4.43 | 96 |
| 11.63 | 7.79 | 2,805,317 | 0.72 | 0.72 | 0.55 | 0.55 | 4.70 | 114 |
| 11.40 | (1.24) | 3,037,689 | 0.65 | 0.65 | 0.55 | 0.55 | 5.15 | 124 |
| \$ 12.08 | 8.49% | \$ 197,002 | 0.94% | 0.94% | 0.65% | 0.65% | 3.71% | 180% |
| 11.69 | 5.10 | 71,189 | 0.89 | 0.89 | 0.65 | 0.65 | 4.23 | 133 |
| 11.83 | 6.66 | 54,410 | 0.95 | 0.95 | 0.65 | 0.65 | 4.34 | 96 |
| 11.63 | 7.68 | 41,527 | 0.82 | 0.82 | 0.65 | 0.65 | 4.56 | 114 |
| 11.40 | (1.34) | 77,072 | 0.75 | 0.75 | 0.65 | 0.65 | 5.03 | 124 |
| \$ 7.95 | (2.94)% | \$ 1,644,585 | 0.55% | 0.55% | 0.51% | 0.51% | 3.77% | 432% |
| 8.58 | 3.70 | 1,682,347 | 0.58 | 0.59 | 0.50 | 0.51 | 3.55 | 207 |
| 8.56 | 4.29 | 705,766 | 0.50 | 0.55 | 0.46 | 0.51 | 3.21 | 128 |
| 8.46 | 14.45 | 95,776 | 0.61 ^(g) | 0.62 ^(g) | 0.55 ^(g) | 0.56 ^(g) | 4.23 | 243 |
| 7.67 | (2.38) | 77,614 | 0.56 | 0.56 | 0.55 | 0.55 | 4.52 | 118 |
| \$ 7.95 | (3.04)% | \$ 2,246,989 | 0.65% | 0.65% | 0.61% | 0.61% | 3.64% | 432% |
| 8.58 | 3.60 | 1,854,130 | 0.68 | 0.69 | 0.60 | 0.61 | 3.49 | 207 |
| 8.56 | 4.19 | 509,577 | 0.60 | 0.65 | 0.56 | 0.61 | 3.10 | 128 |
| 8.46 | 14.34 | 55,138 | 0.71 ^(h) | 0.72 ^(h) | 0.65 ^(h) | 0.66 ^(h) | 3.85 | 243 |
| 7.67 | (2.49) | 18,959 | 0.66 | 0.66 | 0.65 | 0.65 | 4.41 | 118 |
| \$ 7.95 | (3.09)% | \$ 20,116 | 0.70% | 0.75% | 0.66% | 0.71% | 3.63% | 432% |
| 8.58 | 3.56 | 39,161 | 0.73* | 0.79* | 0.65* | 0.71* | 3.69* | 207 |
| \$ 7.95 | (3.33)% | \$ 1,322,295 | 0.95% | 0.95% | 0.91% | 0.91% | 3.33% | 432% |
| 8.58 | 3.29 | 1,056,714 | 0.98 | 0.99 | 0.90 | 0.91 | 3.16 | 207 |
| 8.56 | 3.87 | 533,327 | 0.90 | 0.95 | 0.86 | 0.91 | 2.70 | 128 |
| 8.46 | 14.00 | 169,743 | 1.01 ⁽ⁱ⁾ | 1.02 ⁽ⁱ⁾ | 0.95 ⁽ⁱ⁾ | 0.96 ⁽ⁱ⁾ | 3.77 | 243 |
| 7.67 | (2.77) | 115,209 | 0.96 | 0.96 | 0.95 | 0.95 | 4.14 | 118 |
| \$ 7.95 | (3.62)% | \$ 200,678 | 1.25% | 1.25% | 1.21% | 1.21% | 3.07% | 432% |
| 8.58 | 2.98 | 190,628 | 1.28 | 1.29 | 1.20 | 1.21 | 2.85 | 207 |
| 8.56 | 3.56 | 101,717 | 1.20 | 1.25 | 1.16 | 1.21 | 2.34 | 128 |
| 8.46 | 13.65 | 85,943 | 1.31 ⁽ⁱ⁾ | 1.32 ⁽ⁱ⁾ | 1.25 ⁽ⁱ⁾ | 1.26 ⁽ⁱ⁾ | 3.53 | 243 |
| 7.67 | (3.06) | 85,141 | 1.26 | 1.26 | 1.25 | 1.25 | 3.84 | 118 |
| \$ 9.23 | (2.68)% | \$ 788,615 | 0.79% | 0.87% | 0.78% | 0.86% | 3.92% | 67% |
| 9.98 | 2.83 | 259,798 | 0.82 | 0.91 | 0.81 | 0.90 | 4.58 | 57 |
| 10.31 | 8.28 | 119,949 | 0.80 | 0.87 | 0.80 | 0.87 | 3.94 | 151 |
| 10.22 | 15.22 | 60,707 | 0.80 | 0.87 | 0.80 | 0.87 | 4.62 | 123 |
| 9.44 | (1.82) | 27,417 | 0.79* | 1.14* | 0.79* | 1.14* | 4.21* | 209 |
| \$ 9.21 | (2.87)% | \$ 230,245 | 0.89% | 0.97% | 0.88% | 0.96% | 3.85% | 67% |
| 9.97 | 2.76 | 130,385 | 0.92 | 1.01 | 0.91 | 1.00 | 4.51 | 57 |
| 10.30 | 8.27 | 36,539 | 0.90 | 0.97 | 0.90 | 0.97 | 3.82 | 151 |
| 10.21 | 14.92 | 6,002 | 0.90 | 0.97 | 0.90 | 0.97 | 4.19 | 123 |
| 9.45 | (1.77) | 361 | 0.89* | 1.24* | 0.89* | 1.24* | 4.22* | 209 |

PIMCO Funds

| Selected Per Share Data for the Year or Period Ended [^] : | Investment Operations | | | | Less Distributions ^(c) | | | |
|---|--|---|-------------------------------------|-----------|-----------------------------------|---------------------------------|-----------------------------|-----------|
| | Net Asset Value Beginning of Year or Period ^(a) | Net Investment Income (Loss) ^(b) | Net Realized/Unrealized Gain (Loss) | Total | From Net Investment Income | From Net Realized Capital Gains | Tax Basis Return of Capital | Total |
| I-3 | | | | | | | | |
| 03/31/2020 | \$ 9.95 | \$ 0.40 | \$ (0.63) | \$ (0.23) | \$ (0.49) | \$ (0.03) | \$ 0.00 | \$ (0.52) |
| 04/27/2018 - 03/31/2019 | 10.32 | 0.43 | (0.19) | 0.24 | (0.59) | (0.01) | (0.01) | (0.61) |
| Class A | | | | | | | | |
| 03/31/2020 | \$ 9.95 | \$ 0.37 | \$ (0.63) | \$ (0.26) | \$ (0.47) | \$ (0.03) | \$ 0.00 | \$ (0.50) |
| 03/31/2019 | 10.29 | 0.43 | (0.19) | 0.24 | (0.56) | (0.01) | (0.01) | (0.58) |
| 03/31/2018 | 10.22 | 0.38 | 0.42 | 0.80 | (0.70) | (0.03) | 0.00 | (0.73) |
| 03/31/2017 | 9.43 | 0.42 | 0.95 | 1.37 | (0.58) | 0.00 | 0.00 | (0.58) |
| 04/13/2015 - 03/31/2016 | 10.00 | 0.37 | (0.58) | (0.21) | (0.29) | 0.00 | (0.07) | (0.36) |
| Class C | | | | | | | | |
| 08/23/2019 - 03/31/2020 | \$ 10.48 | \$ 0.16 | \$ (1.08) | \$ (0.92) | \$ (0.34) | \$ (0.03) | \$ 0.00 | \$ (0.37) |
| PIMCO Senior Floating Rate Fund | | | | | | | | |
| Institutional Class | | | | | | | | |
| 03/31/2020 | \$ 9.73 | \$ 0.43 | \$ (1.06) | \$ (0.63) | \$ (0.47) | \$ 0.00 | \$ 0.00 | \$ (0.47) |
| 03/31/2019 | 9.90 | 0.41 | (0.14) | 0.27 | (0.44) | 0.00 | 0.00 | (0.44) |
| 03/31/2018 | 9.94 | 0.35 | 0.01 | 0.36 | (0.38) | 0.00 | (0.02) | (0.40) |
| 03/31/2017 | 9.65 | 0.35 | 0.31 | 0.66 | (0.37) | 0.00 | 0.00 | (0.37) |
| 03/31/2016 | 10.07 | 0.37 | (0.41) | (0.04) | (0.37) | 0.00 | (0.01) | (0.38) |
| I-2 | | | | | | | | |
| 03/31/2020 | \$ 9.73 | \$ 0.42 | \$ (1.06) | \$ (0.64) | \$ (0.46) | \$ 0.00 | \$ 0.00 | \$ (0.46) |
| 03/31/2019 | 9.90 | 0.42 | (0.16) | 0.26 | (0.43) | 0.00 | 0.00 | (0.43) |
| 03/31/2018 | 9.94 | 0.34 | 0.01 | 0.35 | (0.37) | 0.00 | (0.02) | (0.39) |
| 03/31/2017 | 9.65 | 0.34 | 0.31 | 0.65 | (0.36) | 0.00 | 0.00 | (0.36) |
| 03/31/2016 | 10.07 | 0.36 | (0.40) | (0.04) | (0.37) | 0.00 | (0.01) | (0.38) |
| Class A | | | | | | | | |
| 03/31/2020 | \$ 9.73 | \$ 0.40 | \$ (1.06) | \$ (0.66) | \$ (0.44) | \$ 0.00 | \$ 0.00 | \$ (0.44) |
| 03/31/2019 | 9.90 | 0.39 | (0.15) | 0.24 | (0.41) | 0.00 | 0.00 | (0.41) |
| 03/31/2018 | 9.94 | 0.32 | 0.01 | 0.33 | (0.35) | 0.00 | (0.02) | (0.37) |
| 03/31/2017 | 9.65 | 0.32 | 0.31 | 0.63 | (0.34) | 0.00 | 0.00 | (0.34) |
| 03/31/2016 | 10.07 | 0.34 | (0.40) | (0.06) | (0.35) | 0.00 | (0.01) | (0.36) |
| Class C | | | | | | | | |
| 03/31/2020 | \$ 9.73 | \$ 0.33 | \$ (1.06) | \$ (0.73) | \$ (0.37) | \$ 0.00 | \$ 0.00 | \$ (0.37) |
| 03/31/2019 | 9.90 | 0.32 | (0.16) | 0.16 | (0.33) | 0.00 | 0.00 | (0.33) |
| 03/31/2018 | 9.94 | 0.25 | 0.00 | 0.25 | (0.27) | 0.00 | (0.02) | (0.29) |
| 03/31/2017 | 9.65 | 0.25 | 0.31 | 0.56 | (0.27) | 0.00 | 0.00 | (0.27) |
| 03/31/2016 | 10.07 | 0.26 | (0.40) | (0.14) | (0.27) | 0.00 | (0.01) | (0.28) |

[^] A zero balance may reflect actual amounts rounding to less than \$0.01 or 0.01%.

* Annualized

(a) Includes adjustments required by U.S. GAAP and may differ from net asset values and performance reported elsewhere by the Funds.

(b) Per share amounts based on average number of shares outstanding during the year or period.

(c) The tax characterization of distributions is determined in accordance with Federal income tax regulations. See Note 2, Distributions to Shareholders, in the Notes to Financial Statements for more information.

(d) Effective October 2, 2017, the Class's supervisory and administrative fee was increased by 0.05% to an annual rate of 0.25%.

(h) Effective January 23, 2017, the Class's supervisory and administrative fee was decreased by 0.05% to an annual rate of 0.30%.

(i) Effective January 23, 2017, the Class's supervisory and administrative fee was decreased by 0.05% to an annual rate of 0.35%.

| Ratios/Supplemental Data | | | | | | | | | |
|--|-----------------------------|---|----------|----------------------------|-------------------------------------|---|------------------------------|-------------------------|--|
| Ratios to Average Net Assets | | | | | | | | | |
| Net Asset Value End of Year or Period ^(a) | Total Return ^(a) | Net Assets End of Year or Period (000s) | Expenses | Expenses Excluding Waivers | Expenses Excluding Interest Expense | Expenses Excluding Interest Expense and Waivers | Net Investment Income (Loss) | Portfolio Turnover Rate | |
| \$ 9.20 | (2.80)% | \$ 28,048 | 0.94% | 1.07% | 0.93% | 1.06% | 3.80% | 67% | |
| 9.95 | 2.49 | 11,782 | 0.97* | 1.11* | 0.96* | 1.10* | 4.79* | 57 | |
| \$ 9.19 | (3.06)% | \$ 264,206 | 1.14% | 1.22% | 1.13% | 1.21% | 3.57% | 67% | |
| 9.95 | 2.50 | 119,215 | 1.17 | 1.26 | 1.16 | 1.25 | 4.29 | 57 | |
| 10.29 | 7.88 | 35,464 | 1.15 | 1.22 | 1.15 | 1.22 | 3.63 | 151 | |
| 10.22 | 14.79 | 1,954 | 1.15 | 1.22 | 1.15 | 1.22 | 4.22 | 123 | |
| 9.43 | (2.10) | 2,375 | 1.14* | 1.49* | 1.14* | 1.49* | 3.97* | 209 | |
| \$ 9.19 | (9.21)% | \$ 12,500 | 1.89%* | 1.97%* | 1.88%* | 1.96%* | 2.64%* | 67% | |
| \$ 8.63 | (6.94)% | \$ 151,077 | 0.75% | 0.75% | 0.70% | 0.70% | 4.42% | 49% | |
| 9.73 | 2.74 | 171,645 | 0.75 | 0.75 | 0.70 | 0.70 | 4.15 | 42 | |
| 9.90 | 3.66 | 1,269,665 | 0.72 | 0.72 | 0.70 | 0.70 | 3.55 | 34 | |
| 9.94 | 6.96 | 1,148,303 | 0.74 | 0.74 | 0.70 | 0.70 | 3.53 | 19 | |
| 9.65 | (0.34) | 789,164 | 0.72 | 0.72 | 0.70 | 0.70 | 3.71 | 31 | |
| \$ 8.63 | (7.03)% | \$ 25,932 | 0.85% | 0.85% | 0.80% | 0.80% | 4.30% | 49% | |
| 9.73 | 2.64 | 38,809 | 0.85 | 0.85 | 0.80 | 0.80 | 4.25 | 42 | |
| 9.90 | 3.56 | 22,172 | 0.82 | 0.82 | 0.80 | 0.80 | 3.47 | 34 | |
| 9.94 | 6.85 | 13,970 | 0.84 | 0.84 | 0.80 | 0.80 | 3.44 | 19 | |
| 9.65 | (0.44) | 12,493 | 0.82 | 0.82 | 0.80 | 0.80 | 3.61 | 31 | |
| \$ 8.63 | (7.22)% | \$ 52,228 | 1.05% | 1.05% | 1.00% | 1.00% | 4.13% | 49% | |
| 9.73 | 2.44 | 89,364 | 1.05 | 1.05 | 1.00 | 1.00 | 4.02 | 42 | |
| 9.90 | 3.35 | 94,579 | 1.02 | 1.02 | 1.00 | 1.00 | 3.24 | 34 | |
| 9.94 | 6.63 | 87,065 | 1.04 | 1.04 | 1.00 | 1.00 | 3.24 | 19 | |
| 9.65 | (0.63) | 64,230 | 1.02 | 1.02 | 1.00 | 1.00 | 3.42 | 31 | |
| \$ 8.63 | (7.91)% | \$ 22,627 | 1.80% | 1.80% | 1.75% | 1.75% | 3.39% | 49% | |
| 9.73 | 1.68 | 46,421 | 1.80 | 1.80 | 1.75 | 1.75 | 3.27 | 42 | |
| 9.90 | 2.58 | 44,916 | 1.77 | 1.77 | 1.75 | 1.75 | 2.48 | 34 | |
| 9.94 | 5.84 | 55,559 | 1.79 | 1.79 | 1.75 | 1.75 | 2.49 | 19 | |
| 9.65 | (1.38) | 53,921 | 1.77 | 1.77 | 1.75 | 1.75 | 2.67 | 31 | |

Appendix A Description of Securities Ratings

The Fund's investments may range in quality from securities rated in the lowest category in which the Fund is permitted to invest to securities rated in the highest category (as rated by Moody's, Standard & Poor's or Fitch, or, if unrated, determined by PIMCO to be of comparable quality). The percentage of the Fund's assets invested in securities in a particular rating category will vary. The following terms are generally used to describe the credit quality of fixed income securities:

High Quality Debt Securities are those rated in one of the two highest rating categories (the highest category for commercial paper) or, if unrated, deemed comparable by PIMCO.

Investment Grade Debt Securities are those rated in one of the four highest rating categories, or if unrated deemed comparable by PIMCO.

Below Investment Grade High Yield Securities ("Junk Bonds"), are those rated lower than Baa by Moody's, BBB by Standard & Poor's or Fitch, and comparable securities. They are deemed predominantly speculative with respect to the issuer's ability to repay principal and interest.

The following is a description of Moody's, Standard & Poor's and Fitch's rating categories applicable to fixed income securities.

Moody's Investors Service, Inc. Global Long-Term Rating Scale

Ratings assigned on Moody's global long-term rating scales are forward-looking opinions of the relative credit risks of financial obligations issued by non-financial corporates, financial institutions, structured finance vehicles, project finance vehicles, and public sector entities. Long-term ratings are assigned to issuers or obligations with an original maturity of one year or more and reflect both on the likelihood of a default or impairment on contractual financial obligations and the expected financial loss suffered in the event of default or impairment.

Aaa: Obligations rated Aaa are judged to be of the highest quality, subject to the lowest level of credit risk.

Aa: Obligations rated Aa are judged to be of high quality and are subject to very low credit risk.

A: Obligations rated A are judged to be upper-medium grade and are subject to low credit risk.

Baa: Obligations rated Baa are judged to be medium-grade and subject to moderate credit risk and as such may possess certain speculative characteristics.

Ba: Obligations rated Ba are judged to be speculative and are subject to substantial credit risk.

B: Obligations rated B are considered speculative and are subject to high credit risk.

Caa: Obligations rated Caa are judged to be speculative of poor standing and are subject to very high credit risk.

Ca: Obligations rated Ca are highly speculative and are likely in, or very near, default, with some prospect of recovery of principal and interest.

C: Obligations rated C are the lowest rated and are typically in default, with little prospect for recovery of principal or interest.

Moody's appends numerical modifiers 1, 2, and 3 to each generic rating classification from Aa through Caa. The modifier 1 indicates that the obligation ranks in the higher end of its generic rating category; the modifier 2 indicates a mid-range ranking; and the modifier 3 indicates a ranking in the lower end of that generic rating category. Additionally, a "(hyb)" indicator is appended to all ratings of hybrid securities issued by banks, insurers, finance companies, and securities firms.*

** By their terms, hybrid securities allow for the omission of scheduled dividends, interest, or principal payments, which can potentially result in impairment if such an omission occurs. Hybrid securities may also be subject to contractually allowable write-downs of principal that could result in impairment. Together with the hybrid indicator, the long-term obligation rating assigned to a hybrid security is an expression of the relative credit risk associated with that security.*

Medium-Term Note Program Ratings

Moody's assigns provisional ratings to medium-term note (MTN) programs and definitive ratings to the individual debt securities issued from them (referred to as drawdowns or notes).

MTN program ratings are intended to reflect the ratings likely to be assigned to drawdowns issued from the program with the specified priority of claim (e.g., senior or subordinated). To capture the contingent nature of a program rating, Moody's assigns provisional ratings to MTN programs. A provisional rating is denoted by a (P) in front of the rating.

The rating assigned to a drawdown from a rated MTN or bank/deposit note program is definitive in nature, and may differ from the program rating if the drawdown is exposed to additional credit risks besides the issuer's default, such as links to the defaults of other issuers, or has other structural features that warrant a different rating. In some circumstances, no rating may be assigned to a drawdown.

Moody's encourages market participants to contact Moody's Ratings Desks or visit www.moody.com directly if they have questions regarding ratings for specific notes issued under a medium-term note program. Unrated notes issued under an MTN program may be assigned an NR (not rated) symbol.

Global Short-Term Rating Scale

Ratings assigned on Moody's global short-term rating scales are forward-looking opinions of the relative credit risks of financial obligations issued by non-financial corporates, financial institutions, structured finance vehicles, project finance vehicles, and public sector entities. Short-term ratings are assigned to obligations with an original maturity of thirteen months or less and reflect both on the likelihood of a default or impairment on contractual financial obligations and the expected financial loss suffered in the event of default or impairment.

Moody's employs the following designations to indicate the relative repayment ability of rated issuers:

P-1: Issuers (or supporting institutions) rated Prime-1 have a superior ability to repay short-term debt obligations.

P-2: Issuers (or supporting institutions) rated Prime-2 have a strong ability to repay short-term debt obligations.

P-3: Issuers (or supporting institutions) rated Prime-3 have an acceptable ability to repay short-term obligations.

NP: Issuers (or supporting institutions) rated Not Prime do not fall within any of the Prime rating categories.

National Scale Long-Term Ratings

Moody's long-term National Scale Ratings (NSRs) are opinions of the relative creditworthiness of issuers and financial obligations within a particular country. NSRs are not designed to be compared among countries; rather, they address relative credit risk within a given country. Moody's assigns national scale ratings in certain local capital markets in which investors have found the global rating scale provides inadequate differentiation among credits or is inconsistent with a rating scale already in common use in the country.

In each specific country, the last two characters of the rating indicate the country in which the issuer is located (e.g., Aaa.br for Brazil).

Aaa.n: Issuers or issues rated Aaa.n demonstrate the strongest creditworthiness relative to other domestic issuers.

Aa.n: Issuers or issues rated Aa.n demonstrate very strong creditworthiness relative to other domestic issuers.

A.n: Issuers or issues rated A.n present above-average creditworthiness relative to other domestic issuers.

Baa.n: Issuers or issues rated Baa.n represent average creditworthiness relative to other domestic issuers.

Ba.n: Issuers or issues rated Ba.n demonstrate below-average creditworthiness relative to other domestic issuers.

B.n: Issuers or issues rated B.n demonstrate weak creditworthiness relative to other domestic issuers.

Caa.n: Issuers or issues rated Caa.n demonstrate very weak creditworthiness relative to other domestic issuers.

Ca.n: Issuers or issues rated Ca.n demonstrate extremely weak creditworthiness relative to other domestic issuers.

C.n: Issuers or issues rated C.n demonstrate the weakest creditworthiness relative to other domestic issuers.

Moody's appends numerical modifiers 1, 2, and 3 to each generic rating classification from Aa through Caa. The modifier 1 indicates that the obligation ranks in the higher end of its generic rating category; the modifier 2 indicates a mid-range ranking; and the modifier 3 indicates a ranking in the lower end of that generic rating category. National scale long-term ratings of D.ar and E.ar may also be applied to Argentine obligations.

National Scale Short-Term Ratings

Moody's short-term NSRs are opinions of the ability of issuers in a given country, relative to other domestic issuers, to repay debt obligations that have an original maturity not exceeding thirteen months. Short-term NSRs in one country should not be compared with short-term NSRs in another country, or with Moody's global ratings.

There are four categories of short-term national scale ratings, generically denoted N-1 through N-4 as defined below.

In each specific country, the first two letters indicate the country in which the issuer is located (e.g., BR-1 through BR-4 for Brazil).

N-1: Issuers rated N-1 have the strongest ability to repay short-term senior unsecured debt obligations relative to other domestic issuers.

N-2: Issuers rated N-2 have an above average ability to repay short-term senior unsecured debt obligations relative to other domestic issuers.

N-3: Issuers rated N-3 have an average ability to repay short-term senior unsecured debt obligations relative to other domestic issuers.

N-4: Issuers rated N-4 have a below average ability to repay short-term senior unsecured debt obligations relative to other domestic issuers.

The short-term rating symbols P-1.za, P-2.za, P-3.za and NP.za are used in South Africa. National scale short-term ratings of AR-5 and AR-6 may also be applied to Argentine obligations.

Short-Term Obligation Ratings

The Municipal Investment Grade (MIG) scale is used for US municipal cash flow notes, bond anticipation notes and certain other short-term obligations, which typically mature in three years or less. Under certain circumstances, the MIG scale is used for bond anticipation notes with maturities of up to five years.

MIG 1: This designation denotes superior credit quality. Excellent protection is afforded by established cash flows, highly reliable liquidity support, or demonstrated broad-based access to the market for refinancing.

MIG 2: This designation denotes strong credit quality. Margins of protection are ample, although not as large as in the preceding group.

MIG 3: This designation denotes acceptable credit quality. Liquidity and cash-flow protection may be narrow, and market access for refinancing is likely to be less well-established.

SG: This designation denotes speculative-grade credit quality. Debt instruments in this category may lack sufficient margins of protection.

Demand Obligation Ratings

In the case of variable rate demand obligations (VRDOs), a two-component rating is assigned. The components are a long-term rating and a short-term demand obligation rating. The long-term rating addresses the issuer's ability to meet scheduled principal and interest payments. The short-term demand obligation rating addresses the ability of the issuer or the liquidity provider to make payments associated with the purchase-price-upon-demand feature ("demand feature") of the VRDO. The short-term demand obligation rating uses a variation of the MIG scale called the Variable Municipal Investment Grade (VMIG) scale.

VMIG 1: This designation denotes superior credit quality. Excellent protection is afforded by the superior short-term credit strength of the liquidity provider and structural and legal protections that ensure the timely payment of purchase price upon demand.

VMIG 2: This designation denotes strong credit quality. Good protection is afforded by the strong short-term credit strength of the liquidity provider

and structural and legal protections that ensure the timely payment of purchase price upon demand.

VMIG 3: This designation denotes acceptable credit quality. Adequate protection is afforded by the satisfactory short-term credit strength of the liquidity provider and structural and legal protections that ensure the timely payment of purchase price upon demand.

SG: This designation denotes speculative-grade credit quality. Demand features rated in this category may be supported by a liquidity provider that does not have a sufficiently strong short-term rating or may lack the structural or legal protections necessary to ensure the timely payment of purchase price upon demand.

Standard & Poor's Ratings Services

Long-Term Issue Credit Ratings

Issue credit ratings are based, in varying degrees, on S&P Global Ratings' ("S&P") analysis of the following considerations:

- Likelihood of payment—capacity and willingness of the obligor to meet its financial commitments on an obligation in accordance with the terms of the obligation;
- Nature and provisions of the financial obligation and the promise S&P imputes; and
- Protection afforded by, and relative position of, the financial obligation in the event of a bankruptcy, reorganization, or other arrangement under the laws of bankruptcy and other laws affecting creditors' rights.

Issue ratings are an assessment of default risk, but may incorporate an assessment of relative seniority or ultimate recovery in the event of default. Junior obligations are typically rated lower than senior obligations, to reflect lower priority in bankruptcy, as noted above. (Such differentiation may apply when an entity has both senior and subordinated obligations, secured and unsecured obligations, or operating company and holding company obligations.)

Investment Grade

AAA: An obligation rated 'AAA' has the highest rating assigned by S&P. The obligor's capacity to meet its financial commitments on the obligation is extremely strong.

AA: An obligation rated 'AA' differs from the highest-rated obligations only to a small degree. The obligor's capacity to meet its financial commitments on the obligation is very strong.

A: An obligation rated 'A' is somewhat more susceptible to the adverse effects of changes in circumstances and economic conditions than obligations in higher-rated categories. However, the obligor's capacity to meet its financial commitments on the obligation is still strong.

BBB: An obligation rated 'BBB' exhibits adequate protection parameters. However, adverse economic conditions or changing circumstances are more likely to weaken the obligor's capacity to meet its financial commitments on the obligation.

Speculative Grade

Obligations rated 'BB', 'B', 'CCC', 'CC', and 'C' are regarded as having significant speculative characteristics. 'BB' indicates the least degree of

speculation and 'C' the highest. While such obligations will likely have some quality and protective characteristics, these may be outweighed by large uncertainties or major exposure to adverse conditions.

BB: An obligation rated 'BB' is less vulnerable to nonpayment than other speculative issues. However, it faces major ongoing uncertainties or exposure to adverse business, financial, or economic conditions that could lead to the obligor's inadequate capacity to meet its financial commitments on the obligation.

B: An obligation rated 'B' is more vulnerable to nonpayment than obligations rated 'BB', but the obligor currently has the capacity to meet its financial commitments on the obligation. Adverse business, financial, or economic conditions will likely impair the obligor's capacity or willingness to meet its financial commitments on the obligation.

CCC: An obligation rated 'CCC' is currently vulnerable to nonpayment, and is dependent upon favorable business, financial, and economic conditions for the obligor to meet its financial commitments on the obligation. In the event of adverse business, financial, or economic conditions, the obligor is not likely to have the capacity to meet its financial commitments on the obligation.

CC: An obligation rated 'CC' is currently highly vulnerable to nonpayment. The 'CC' rating is used when a default has not yet occurred, but S&P expects default to be a virtual certainty, regardless of the anticipated time to default.

C: An obligation rated 'C' is currently highly vulnerable to nonpayment, and the obligation is expected to have lower relative seniority or lower ultimate recovery compared with obligations that are rated higher.

D: An obligation rated 'D' is in default or in breach of an imputed promise. For non-hybrid capital instruments, the 'D' rating category is used when payments on an obligation are not made on the date due, unless S&P believes that such payments will be made within five business days in the absence of a stated grace period or within the earlier of the stated grace period or 30 calendar days. The 'D' rating also will be used upon the filing of a bankruptcy petition or the taking of similar action and where default on an obligation is a virtual certainty, for example due to automatic stay provisions. A rating on an obligation is lowered to 'D' if it is subject to a distressed exchange offer.

NR: This indicates that a rating has not been assigned or is no longer assigned.

Plus (+) or minus (-): The ratings from 'AA' to 'CCC' may be modified by the addition of a plus (+) or minus (-) sign to show relative standing within the rating categories.

Short-Term Issue Credit Ratings

A-1: A short-term obligation rated 'A-1' is rated in the highest category by S&P. The obligor's capacity to meet its financial commitments on the obligation is strong. Within this category, certain obligations are designated with a plus sign (+). This indicates that the obligor's capacity to meet its financial commitments on these obligations is extremely strong.

A-2: A short-term obligation rated 'A-2' is somewhat more susceptible to the adverse effects of changes in circumstances and economic conditions

than obligations in higher rating categories. However, the obligor's capacity to meet its financial commitments on the obligation is satisfactory.

A-3: A short-term obligation rated 'A-3' exhibits adequate protection parameters. However, adverse economic conditions or changing circumstances are more likely to weaken an obligor's capacity to meet its financial commitments on the obligation.

B: A short-term obligation rated 'B' is regarded as vulnerable and has significant speculative characteristics. The obligor currently has the capacity to meet its financial commitments; however, it faces major ongoing uncertainties that could lead to the obligor's inadequate capacity to meet its financial commitments.

C: A short-term obligation rated 'C' is currently vulnerable to nonpayment and is dependent upon favorable business, financial, and economic conditions for the obligor to meet its financial commitments on the obligation.

D: A short-term obligation rated 'D' is in default or in breach of an imputed promise. For non-hybrid capital instruments, the 'D' rating category is used when payments on an obligation are not made on the date due, unless S&P believes that such payments will be made within any stated grace period. However, any stated grace period longer than five business days will be treated as five business days. The 'D' rating also will be used upon the filing of a bankruptcy petition or the taking of a similar action and where default on an obligation is a virtual certainty, for example due to automatic stay provisions. A rating on an obligation is lowered to 'D' if it is subject to a distressed exchange offer.

Dual Ratings: Dual ratings may be assigned to debt issues that have a put option or demand feature. The first component of the rating addresses the likelihood of repayment of principal and interest as due, and the second component of the rating addresses only the demand feature. The first component of the rating can relate to either a short-term or long-term transaction and accordingly use either short-term or long-term rating symbols. The second component of the rating relates to the put option and is assigned a short-term rating symbol (for example, 'AAA/A-1+' or 'A-1+/A-1'). With U.S. municipal short-term demand debt, the U.S. municipal short-term note rating symbols are used for the first component of the rating (for example, 'SP-1+/A-1+').

Active Qualifiers

S&P uses the following qualifiers that limit the scope of a rating. The structure of the transaction can require the use of a qualifier such as a 'p' qualifier, which indicates the rating addresses the principal portion of the obligation only. A qualifier appears as a suffix and is part of the rating.

L: Ratings qualified with 'L' apply only to amounts invested up to federal deposit insurance limits.

p: This suffix is used for issues in which the credit factors, the terms, or both, that determine the likelihood of receipt of payment of principal are different from the credit factors, terms or both that determine the likelihood of receipt of interest on the obligation. The 'p' suffix indicates that the rating addresses the principal portion of the obligation only and that the interest is not rated.

prelim: Preliminary ratings, with the 'prelim' suffix, may be assigned to obligors or obligations, including financial programs, in the circumstances described below. Assignment of a final rating is conditional on the receipt by S&P of appropriate documentation. S&P reserves the right not to issue a final rating. Moreover, if a final rating is issued, it may differ from the preliminary rating.

- Preliminary ratings may be assigned to obligations, most commonly structured and project finance issues, pending receipt of final documentation and legal opinions.
- Preliminary ratings may be assigned to obligations that will likely be issued upon the obligor's emergence from bankruptcy or similar reorganization, based on late-stage reorganization plans, documentation and discussions with the obligor. Preliminary ratings may also be assigned to the obligors. These ratings consider the anticipated general credit quality of the reorganized or post-bankruptcy issuer as well as attributes of the anticipated obligation(s).
- Preliminary ratings may be assigned to entities that are being formed or that are in the process of being independently established when, in S&P's opinion, documentation is close to final. Preliminary ratings may also be assigned to the obligations of these entities.
- Preliminary ratings may be assigned when a previously unrated entity is undergoing a well-formulated restructuring, recapitalization, significant financing or other transformative event, generally at the point that investor or lender commitments are invited. The preliminary rating may be assigned to the entity and to its proposed obligation(s). These preliminary ratings consider the anticipated general credit quality of the obligor, as well as attributes of the anticipated obligation(s), assuming successful completion of the transformative event. Should the transformative event not occur, S&P would likely withdraw these preliminary ratings.
- A preliminary recovery rating may be assigned to an obligation that has a preliminary issue credit rating.

t: This symbol indicates termination structures that are designed to honor their contracts to full maturity or, should certain events occur, to terminate and cash settle all their contracts before their final maturity date.

cir: This symbol indicates a Counterparty Instrument Rating (CIR), which is a forward-looking opinion about the creditworthiness of an issuer in a securitization structure with respect to a specific financial obligation to a counterparty (including interest rate swaps, currency swaps, and liquidity facilities). The CIR is determined on an ultimate payment basis; these opinions do not take into account timeliness of payment.

Inactive Qualifiers (no longer applied or outstanding)

*: This symbol indicated that the rating was contingent upon S&P receipt of an executed copy of the escrow agreement or closing documentation confirming investments and cash flows. Discontinued use in August 1998.

c: This qualifier was used to provide additional information to investors that the bank may terminate its obligation to purchase tendered bonds if the long-term credit rating of the issuer was lowered to below an investment-

grade level and/or the issuer's bonds were deemed taxable. Discontinued use in January 2001.

G: The letter 'G' followed the rating symbol when a fund's portfolio consisted primarily of direct U.S. government securities.

pi: This qualifier was used to indicate ratings that were based on an analysis of an issuer's published financial information, as well as additional information in the public domain. Such ratings did not, however, reflect in-depth meetings with an issuer's management and therefore, could have been based on less comprehensive information than ratings without a 'pi' suffix. Discontinued use as of December 2014 and as of August 2015 for Lloyd's Syndicate Assessments.

pr: The letters 'pr' indicate that the rating was provisional. A provisional rating assumed the successful completion of a project financed by the debt being rated and indicates that payment of debt service requirements was largely or entirely dependent upon the successful, timely completion of the project. This rating, however, while addressing credit quality subsequent to completion of the project, made no comment on the likelihood of or the risk of default upon failure of such completion.

q: A 'q' subscript indicates that the rating is based solely on quantitative analysis of publicly available information. Discontinued use in April 2001.

r: The 'r' modifier was assigned to securities containing extraordinary risks, particularly market risks, that are not covered in the credit rating. The absence of an 'r' modifier should not be taken as an indication that an obligation would not exhibit extraordinary non-credit related risks. S&P discontinued the use of the 'r' modifier for most obligations in June 2000 and for the balance of obligations (mainly structured finance transactions) in November 2002.

Fitch Ratings

Long-Term Credit Ratings Investment Grade

Rated entities in a number of sectors, including financial and non-financial corporations, sovereigns, insurance companies and certain sectors within public finance, are generally assigned Issuer Default Ratings ("IDRs"). IDRs are also assigned to certain entities or enterprises in global infrastructure, project finance, and public finance. IDRs opine on an entity's relative vulnerability to default (including by way of a distressed debt exchange) on financial obligations. The threshold default risk addressed by the IDR is generally that of the financial obligations whose non-payment would best reflect the uncured failure of that entity. As such, IDRs also address relative vulnerability to bankruptcy, administrative receivership or similar concepts.

In aggregate, IDRs provide an ordinal ranking of issuers based on the agency's view of their relative vulnerability to default, rather than a prediction of a specific percentage likelihood of default.

AAA: Highest credit quality. 'AAA' ratings denote the lowest expectation of default risk. They are assigned only in cases of exceptionally strong capacity for payment of financial commitments. This capacity is highly unlikely to be adversely affected by foreseeable events.

AA: Very high credit quality. 'AA' ratings denote expectations of very low default risk. They indicate very strong capacity for payment of financial

commitments. This capacity is not significantly vulnerable to foreseeable events.

A: High credit quality. 'A' ratings denote expectations of low default risk. The capacity for payment of financial commitments is considered strong. This capacity may, nevertheless, be more vulnerable to adverse business or economic conditions than is the case for higher ratings.

BBB: Good credit quality. 'BBB' ratings indicate that expectations of default risk are currently low. The capacity for payment of financial commitments is considered adequate, but adverse business or economic conditions are more likely to impair this capacity.

Speculative Grade

BB: Speculative. 'BB' ratings indicate an elevated vulnerability to default risk, particularly in the event of adverse changes in business or economic conditions over time; however, business or financial flexibility exists that supports the servicing of financial commitments.

B: Highly speculative. 'B' ratings indicate that material default risk is present, but a limited margin of safety remains.

CCC: Substantial credit risk.

CC: Very high levels of credit risk.

C: Near default.

A default or default-like process has begun, or the issuer is in standstill, or for a closed funding vehicle, payment capacity is irrevocably impaired. Conditions that are indicative of a 'C' category rating for an issuer include:

- a. the issuer has entered into a grace or cure period following non-payment of a material financial obligation;
- b. the issuer has entered into a temporary negotiated waiver or standstill agreement following a payment default on a material financial obligation;
- c. the formal announcement by the issuer or their agent of a distressed debt exchange;
- d. a closed financing vehicle where payment capacity is irrevocably impaired such that it is not expected to pay interest and/or principal in full during the life of the transaction, but where no payment default is imminent

RD: Restricted default. 'RD' ratings indicate an issuer that in Fitch Ratings' opinion has experienced an uncured payment default or distressed debt exchange on a bond, loan or other material financial obligation but which has not entered into bankruptcy filings, administration, receivership, liquidation or other formal winding-up procedure, and which has not otherwise ceased operating. This would include:

- i. the selective payment default on a specific class or currency of debt;
- ii. the uncured expiry of any applicable grace period, cure period or default forbearance period following a payment default on a bank loan, capital markets security or other material financial obligation;
- iii. the extension of multiple waivers or forbearance periods upon a payment default on one or more material financial obligations, either in series or in parallel; ordinary execution of a distressed debt exchange on one or more material financial obligations.

D: Default. 'D' ratings indicate an issuer that in Fitch Ratings' opinion has entered into bankruptcy filings, administration, receivership, liquidation or

other formal winding-up procedure or that has otherwise ceased business. Default ratings are not assigned prospectively to entities or their obligations; within this context, non-payment on an instrument that contains a deferral feature or grace period will generally not be considered a default until after the expiration of the deferral or grace period, unless a default is otherwise driven by bankruptcy or other similar circumstance, or by a distressed debt exchange.

"Imminent" default, categorized under 'C', typically refers to the occasion where a payment default has been intimated by the issuer, and is all but inevitable. This may, for example, be where an issuer has missed a scheduled payment, but (as is typical) has a grace period during which it may cure the payment default. Another alternative would be where an issuer has formally announced a distressed debt exchange, but the date of the exchange still lies several days or weeks in the immediate future. In all cases, the assignment of a default rating reflects the agency's opinion as to the most appropriate rating category consistent with the rest of its universe of ratings, and may differ from the definition of default under the terms of an issuer's financial obligations or local commercial practice.

The modifiers "+" or "-" may be appended to a rating to denote relative status within major rating categories. For example, the rating category 'AA' has three notch-specific rating levels ('AA+'; 'AA'; 'AA-'; each a rating level). Such suffixes are not added to 'AAA' ratings and ratings below the 'CCC' category.

Recovery Ratings

Recovery Ratings are assigned to selected individual securities and obligations, most frequently for individual obligations of corporate finance issuers with IDRs in speculative grade categories.

Among the factors that affect recovery rates for securities are the collateral, the seniority relative to other obligations in the capital structure (where appropriate), and the expected value of the company or underlying collateral in distress.

The Recovery Rating scale is based on the expected relative recovery characteristics of an obligation upon the curing of a default, emergence from insolvency or following the liquidation or termination of the obligor or its associated collateral.

Recovery Ratings are an ordinal scale and do not attempt to precisely predict a given level of recovery. As a guideline in developing the rating assessments, the agency employs broad theoretical recovery bands in its ratings approach based on historical averages and analytical judgment, but actual recoveries for a given security may deviate materially from historical averages.

RR1: Outstanding recovery prospects given default. 'RR1' rated securities have characteristics consistent with securities historically recovering 91%-100% of current principal and related interest.

RR2: Superior recovery prospects given default. 'RR2' rated securities have characteristics consistent with securities historically recovering 71%-90% of current principal and related interest.

RR3: Good recovery prospects given default. 'RR3' rated securities have characteristics consistent with securities historically recovering 51%-70% of current principal and related interest.

RR4: Average recovery prospects given default. 'RR4' rated securities have characteristics consistent with securities historically recovering 31%-50% of current principal and related interest.

RR5: Below average recovery prospects given default. 'RR5' rated securities have characteristics consistent with securities historically recovering 11%-30% of current principal and related interest.

RR6: Poor recovery prospects given default. 'RR6' rated securities have characteristics consistent with securities historically recovering 0%-10% of current principal and related interest.

Short-Term Credit Ratings

A short-term issuer or obligation rating is based in all cases on the short-term vulnerability to default of the rated entity and relates to the capacity to meet financial obligations in accordance with the documentation governing the relevant obligation. Short-term deposit ratings may be adjusted for loss severity. Short-Term Ratings are assigned to obligations whose initial maturity is viewed as "short term" based on market convention. Typically, this means up to 13 months for corporate, sovereign, and structured obligations, and up to 36 months for obligations in U.S. public finance markets.

F1: Highest short-term credit quality. Indicates the strongest intrinsic capacity for timely payment of financial commitments; may have an added "+" to denote any exceptionally strong credit feature.

F2: Good short-term credit quality. Good intrinsic capacity for timely payment of financial commitments.

F3: Fair short-term credit quality. The intrinsic capacity for timely payment of financial commitments is adequate.

B: Speculative short-term credit quality. Minimal capacity for timely payment of financial commitments, plus heightened vulnerability to near term adverse changes in financial and economic conditions.

C: High short-term default risk. Default is a real possibility.

RD: Restricted default. Indicates an entity that has defaulted on one or more of its financial commitments, although it continues to meet other financial obligations. Typically applicable to entity ratings only.

D: Default. Indicates a broad-based default event for an entity, or the default of a short-term obligation.

Appendix B

Financial Firm-Specific Sales Charge Waivers and Discounts

The availability of initial and contingent deferred sales charge waivers and discounts may depend on the particular financial firm or type of account through which you purchase or hold Fund shares. For waivers or discounts not available through a particular financial firm, investors will have to purchase shares directly from the Funds (or the Distributor) or through another financial firm to receive such waivers or discounts.

The following descriptions of sales charge waivers and discounts for a particular financial firm and class(es) of shares set forth information provided by the financial firm that the firm has represented is current as of the date of this prospectus. These waivers or discounts, which may vary from those disclosed elsewhere in the prospectus, are subject to change. The Funds will update this Appendix periodically based on information provided by the applicable financial firm. Neither the Funds, the Investment Adviser nor PIMCO Investments LLC supervises the implementation of these waivers or discounts or verifies the firms' administration of these waivers or discounts.

In all instances, it is an investor's responsibility to notify the financial firm of any facts that may qualify the investor for sales charge waivers or discounts. Please contact your financial firm for more information regarding the sales charge waivers and discounts available to you and the firm's related policies and procedures.

Shareholders purchasing Fund shares through a Merrill Lynch platform or account will be eligible only for the following load waivers (front-end sales charge waivers and contingent deferred, or back-end, sales charge waivers) and discounts, which may differ from those disclosed elsewhere in the Funds' prospectus or SAI.

Front-end Sales Load Waivers on Class A Shares available at Merrill Lynch

Employer-sponsored retirement, deferred compensation and employee benefit plans (including health savings accounts) and trusts used to fund those plans, provided that the shares are not held in a commission-based brokerage account and shares are held for the benefit of the plan

Shares purchased by a 529 Plan (does not include 529 Plan units or 529-specific share classes or equivalents)

Shares purchased through a Merrill Lynch affiliated investment advisory program

Shares of Funds purchased through the Merrill Edge Self-Directed platform

Shares exchanged due to the holdings moving from a Merrill Lynch affiliated investment advisory program to a Merrill Lynch brokerage (non-advisory) account pursuant to Merrill Lynch's policies relating to sales load discounts and waivers

Shares purchased by third party investment advisors on behalf of their advisory clients through Merrill Lynch's platform

Shares purchased through reinvestment of capital gains distributions and dividend reinvestment when purchasing shares of the same fund (but not any other fund within the fund family)

Shares exchanged from Class C (i.e., level-load) shares of the same fund pursuant to Merrill Lynch's policies relating to sales load discounts and waivers

Employees and registered representatives of Merrill Lynch or its affiliates and their family members

Directors or Trustees of the Fund, and employees of the Fund's investment adviser or any of its affiliates, as described in the this prospectus

Eligible shares purchased from the proceeds of redemptions within the same fund family, provided (1) the repurchase occurs within 90 days following the redemption, (2) the redemption and purchase occur in the same account, and (3) redeemed shares were subject to a front-end or deferred sales load (known as Rights of Reinstatement). Automated transactions (i.e. systematic purchases and withdrawals) and purchases made after shares are automatically sold to pay Merrill Lynch's account maintenance fees are not eligible for reinstatement

CDSC Waivers on A and C Shares available at Merrill Lynch

Death or disability of the shareholder

Shares sold as part of a systematic withdrawal plan as described in the Fund's prospectus

Return of excess contributions from an IRA Account

Shares sold as part of a required minimum distribution for IRA and retirement accounts pursuant to the Internal Revenue Code

Shares sold to pay Merrill Lynch fees but only if the transaction is initiated by Merrill Lynch

Shares acquired through a right of reinstatement

Shares held in retirement brokerage accounts, that are exchanged for a lower cost share class due to transfer to a certain fee based account or platform (applicable to A and C shares only)

Class A shares sold as a result of exchanges of shares purchased through a Merrill Lynch affiliated investment advisory program due to the holdings moving from the program to a Merrill Lynch brokerage (non-advisory) account

Shares received through an exchange due to the holdings moving from a Merrill Lynch affiliated investment advisory program to a Merrill Lynch brokerage (non-advisory) account pursuant to Merrill Lynch's policies relating to sales load discounts and waivers

Front-end load Discounts Available at Merrill Lynch: Breakpoints, Rights of Accumulation & Letters of Intent

Breakpoints as described in this prospectus.

Rights of Accumulation (ROA) which entitle shareholders to breakpoint discounts as described in the Fund's prospectus will be automatically calculated based on the aggregated holding of fund family assets held by accounts (including 529 program holdings, where applicable) within the purchaser's household at Merrill Lynch. Eligible fund family assets not held at Merrill Lynch may be included in the ROA calculation only if the shareholder notifies his or her financial advisor about such assets

Letters of Intent (LOI) which allow for breakpoint discounts based on anticipated purchases within a fund family, through Merrill Lynch, over a 13-month period of time

Effective June 1, 2018, shareholders purchasing Fund shares through an Ameriprise Financial platform or account are eligible for the following front-end sales charge waivers and discounts, which may differ from those disclosed elsewhere in the Funds' prospectus or SAI:

Front-end Sales Load Waivers on Class A Shares available at Ameriprise Financial

Employer-sponsored retirement plans (e.g., 401(k) plans, 457 plans, employer-sponsored 403(b) plans, profit sharing and money purchase pension plans and defined benefit plans). For purposes of this provision, employer-sponsored retirement plans do not include SEP IRAs, Simple IRAs or SAR-SEPs.

Shares purchased through an Ameriprise Financial investment advisory program (if an Advisory or similar share class for such investment advisory program is not available).

Shares purchased by third party investment advisors on behalf of their advisory clients through Ameriprise Financial's platform (if an Advisory or similar share class for such investment advisory program is not available).

Shares purchased through reinvestment of capital gains distributions and dividend reinvestment when purchasing shares of the same Fund (but not any other fund within the same fund family).

Shares exchanged from Class C shares of the same fund in the month of or following the 10-year anniversary of the purchase date. To the extent that this prospectus elsewhere provides for a waiver with respect to such shares following a shorter holding period, that waiver will apply to exchanges following such shorter period. To the extent that this prospectus elsewhere provides for a waiver with respect to exchanges of Class C shares for load waived shares, that waiver will also apply to such exchanges.

Employees and registered representatives of Ameriprise Financial or its affiliates and their immediate family members.

Shares purchased by or through qualified accounts (including IRAs, Coverdell Education Savings Accounts, 401(k)s, 403(b) TSCAs subject to ERISA and defined benefit plans) that are held by a covered family member, defined as an Ameriprise financial advisor and/or the advisor's spouse, advisor's lineal ascendant (mother, father, grandmother, grandfather, great grandmother, great grandfather), advisor's lineal descendant (son, step-son, daughter, step-daughter, grandson, granddaughter, great grandson, great granddaughter) or any spouse of a covered family member who is a lineal descendant.

Shares purchased from the proceeds of redemptions within the same fund family, provided (1) the repurchase occurs within 90 days following the redemption, (2) the redemption and purchase occur in the same account, and (3) redeemed shares were subject to a front-end or deferred sales load (i.e., Rights of Reinstatement).

Effective July 1, 2018, shareholders purchasing Fund shares through a Morgan Stanley Wealth Management transactional brokerage account are eligible only for the following front-end sales charge waivers with respect to Class A shares, which may differ from and may be more limited than those disclosed elsewhere in the Funds' prospectus or SAI. For more information regarding the waivers described below, as well as other information regarding mutual fund fees, please see the "Mutual Fund Features, Share Classes and Compensation" brochure available on the Morgan Stanley Wealth Management website.

Front-end Sales Charge Waivers on Class A Shares available at Morgan Stanley Wealth Management

Employer-sponsored retirement plans (e.g., 401(k) plans, 457 plans, employer-sponsored 403(b) plans, profit sharing and money purchase pension plans and defined benefit plans). For purposes of this provision, employer-sponsored retirement plans do not include SEP IRAs, Simple IRAs, SAR-SEPs or Keogh plans.

Morgan Stanley employee and employee-related accounts according to Morgan Stanley's account linking rules.

Shares purchased through reinvestment of dividends and capital gains distributions when purchasing shares of the same Fund.

Shares purchased through a Morgan Stanley self-directed brokerage account.

Class C (i.e., level-load) shares that are no longer subject to a contingent deferred sales charge and are converted to Class A shares of the same Fund pursuant to Morgan Stanley Wealth Management's share class conversion program.

Shares purchased from the proceeds of redemptions within the same fund family, provided (i) the repurchase occurs within 90 days following the redemption, (ii) the redemption and purchase occur in the same account, and (iii) redeemed shares were subject to a front-end or deferred sales charge.

Effective March 1, 2019, shareholders purchasing Fund shares through a Raymond James & Associates, Inc., Raymond James Financial Services, Inc. and each entity's affiliates ("Raymond James") platform or account, or through an introducing broker-dealer or independent registered investment adviser for which Raymond James provides trade execution, clearance, and/or custody services, are eligible only for the following load waivers (front-end sales charge waivers and contingent deferred, or back-end, sales charge waivers) and discounts, which may differ from those disclosed elsewhere in the Funds' prospectus or SAI.

Front-end sales load waivers on Class A Shares available at Raymond James

Shares purchased in an investment advisory program.

Shares purchased within the same fund family through a systematic reinvestment of capital gains and dividend distributions.

Employees and registered representatives of Raymond James and their family members as designated by Raymond James.

Shares purchased from the proceeds of redemptions within the same fund family, provided (1) the repurchase occurs within 90 days following the redemption, (2) the redemption and purchase occur in the same account, and (3) redeemed shares were subject to a front-end or deferred sales load (known as Rights of Reinstatement).

A shareholder in the Fund's Class C shares will have their shares converted at net asset value to Class A shares (or the appropriate share class as determined by Raymond James) of the Fund if the shares are no longer subject to a CDSC and the conversion is in line with the policies and the procedures of Raymond James. More information regarding mutual fund shares purchased through a Raymond James platform or account, including the conversion described above, can be found in the Mutual Fund Investing disclosures available on the Raymond James website.

CDSC Waivers on Class A and C Shares available at Raymond James

Death or disability of the shareholder.

Shares sold as part of a systematic withdrawal plan as described in the fund's prospectus.

Return of excess contributions from an IRA Account.

Shares sold as part of a required minimum distribution for IRA and retirement accounts due to the shareholder reaching the qualified age based on applicable Internal Revenue Service regulations as described in the fund's prospectus or SAI.

Shares sold to pay Raymond James fees but only if the transaction is initiated by Raymond James.

Shares acquired through a right of reinstatement.

Front-end Load Discounts available at Raymond James: Breakpoints, Rights of Accumulation and/or Letters of Intent

Breakpoints as described in this prospectus.

Rights of accumulation which entitle shareholders to breakpoint discounts will be automatically calculated based on the aggregated holding of fund family assets held by accounts within the purchaser's household at Raymond James. Eligible fund family assets not held at Raymond James may be included in the calculation of rights of accumulation only if the shareholder notifies his or her financial advisor about such assets.

Letters of intent which allow for breakpoint discounts based on anticipated purchases within a fund family, over a 13-month time period. Eligible fund family assets not held at Raymond James may be included in the calculation of letters of intent only if the shareholder notifies his or her financial advisor about such assets.

Effective May 11, 2020, shareholders purchasing Fund shares through an Edward D. Jones & Co. ("Edward Jones") commission or fee-based platform are eligible only for the following load waivers (front-end sales charge waivers and contingent deferred, or back-end, sales charge waivers) and discounts, which may differ from those disclosed elsewhere in the Funds' prospectus or SAI.

Front-end Sales Charge Waivers on Class A Shares available at Edward Jones

Shares purchased or exchanged by associates of Edward Jones and its affiliates and their family members who have accounts grouped by Edward Jones with other accounts for the purpose of providing certain pricing considerations ("pricing groups," as determined by Edward Jones under its policies and procedures). This waiver will continue for the remainder of the associate's life if the associate retires from Edward Jones in good standing and remains eligible consistent with Edward Jones' policies.

Shares purchased through an Edward Jones fee-based program

Shares purchased through reinvestment of capital gains distributions and dividend reinvestment

Shares purchased from the proceeds of redeemed shares of the same fund family, provided (1) the proceeds are from the sale of shares within 60 days of the purchase, and (2) the sale and purchase are made in the same share class and the same account, or the purchase is made in an IRA with proceeds from liquidations in a non-retirement account

Shares exchanged into Class A shares from another share class so long as the exchange is into the same Fund and was initiated at the discretion of Edward Jones. Edward Jones is responsible for any remaining CDSC, if applicable. Any future purchases are subject to the applicable sales charge as disclosed in this prospectus.

Exchanges from Class C shares to Class A shares of the same Fund, generally, in the 84th month following the anniversary of the purchase date or earlier at the discretion of Edward Jones

CDSC Waivers on Class A and Class C Shares available at Edward Jones

Death or disability of the shareholder

Shares sold, in an amount that does not exceed 10% per year of the account value, as part of a systematic withdrawal plan as described in this prospectus

Return of excess contributions from an IRA.

Shares sold as part of a required minimum distribution for IRA and retirement accounts if the redemption is taken in or after the year the shareholder reaches qualified age based on applicable Internal Revenue Service regulations

Shares sold to pay Edward Jones fees or costs but only if the transaction is initiated by Edward Jones

Shares exchanged in an Edward Jones fee-based program

Shares acquired through net asset value reinstatement

Front-end Charge Discounts Available at Edward Jones: Breakpoints, Rights of Accumulation & Letters of Intent

Breakpoints as described in this prospectus

Rights of Accumulation (ROA), which entitle shareholders to breakpoint discounts for the purchase of Class A shares, are determined by taking into account shares held in all share classes (except any money market funds and retirement plan share classes) of the mutual fund family held by a shareholder or others in the same pricing group. This includes all share classes held on the Edward Jones platform and/or held on another platform. Eligible fund family assets may be included in the ROA calculation only if the shareholder notifies his or her financial advisor of such assets at the time of calculation.

Letters of Intent (LOI), which allow for sales charge and breakpoint discounts based on intended purchases within a fund family, through Edward Jones, over a 13-month period from the date Edward Jones receives the LOI. Eligible fund family assets may be included in the LOI calculation only if the shareholder notifies his or her financial advisor of such assets at the time of calculation.

Other Important Information related to Edward Jones

Minimum Purchase Amounts

- \$250 initial purchase minimum
- \$50 subsequent purchase minimum

Edward Jones has the right to redeem at its discretion Fund holdings with a balance of \$250 or less. The following are examples of accounts that are not included in Edward Jones' policy:

- A fee-based account held on an Edward Jones platform
- A 529 account held on an Edward Jones platform
- An account with an active systematic investment plan or LOI

At any time it deems necessary, Edward Jones has the authority to exchange at net asset value a shareholder's holdings in a Fund to Class A shares

Effective May 1, 2020, if you purchase Fund shares through a Janney Montgomery Scott LLC ("Janney") brokerage account, you will be eligible only for the following load waivers (front-end sales charge waivers and contingent deferred sales charge ("CDSC"), or back-end sales charge, waivers) and discounts, which may differ from those disclosed elsewhere in this Fund's Prospectus or SAI.

Front-end sales charge waivers on Class A shares available at Janney

Shares purchased through reinvestment of capital gains distributions and dividend reinvestment when purchasing shares of the same Fund (but not any other fund within the fund family).

Shares purchased by employees and registered representatives of Janney or its affiliates and their family members as designated by Janney.

Shares purchased from the proceeds of redemptions within the same fund family, provided (1) the repurchase occurs within ninety (90) days following the redemption, (2) the redemption and purchase occur in the same account, and (3) redeemed shares were subject to a front-end or deferred sales load (*i.e.*, right of reinstatement).

Employer-sponsored retirement plans (*e.g.*, 401(k) plans, 457 plans, employer-sponsored 403(b) plans, profit sharing and money purchase pension plans and defined benefit plans). For purposes of this provision, employer-sponsored retirement plans do not include SEP IRAs, Simple IRAs, SAR-SEPs or Keogh plans.

Shares acquired through a right of reinstatement.

Class C shares that are no longer subject to a CDSC and are converted to Class A shares of the same Fund pursuant to Janney's policies and procedures.

CDSC Waivers on Class A and C Shares available at Janney

Shares sold upon the death or disability of the shareholder.

Shares sold as part of a systematic withdrawal plan as described in the Fund's Prospectus.

Shares purchased in connection with a return of excess contributions from an IRA account.

Shares sold as part of a required minimum distribution for IRA and retirement accounts if the redemption is taken in or after the year the shareholder reaches qualified age based on applicable IRS regulations.

Shares sold to pay Janney fees but only if the transaction is initiated by Janney.

Shares acquired through a right of reinstatement.

Shares exchanged into the same share class of a different fund.

Front-end sales charge* discounts available at Janney: breakpoints, rights of accumulation ("ROA"), and/or letters of intent

Breakpoints as described in the Fund's Prospectus.

ROA, which entitle shareholders to breakpoint discounts, will be automatically calculated based on the aggregated holding of fund family assets held by accounts within the purchaser's household at Janney. Eligible fund family assets not held at Janney may be included in the ROA calculation only if the shareholder notifies his or her financial advisor about such assets.

Letters of intent which allow for breakpoint discounts based on anticipated purchases within a fund family, over a 13-month time period. Eligible fund family assets not held at Janney may be included in the calculation of letters of intent only if the shareholder notifies his or her financial advisor about such assets.

Effective May 1, 2020, shareholders purchasing Fund shares through an Oppenheimer & Co. Inc. ("OPCO") platform or account are eligible only for the following load waivers (front-end sales charge waivers and contingent deferred, or back-end, sales charge waivers) and discounts, which may differ from those disclosed elsewhere in the Funds' prospectus or SAI.

Front-end Sales Load Waivers on Class A Shares available at OPCO

Employer-sponsored retirement, deferred compensation and employee benefit plans (including health savings accounts) and trusts used to fund those plans, provided that the shares are not held in a commission-based brokerage account and shares are held for the benefit of the plan

Shares purchased by or through a 529 plan

Shares purchased through an OPCO affiliated investment advisory program

Shares purchased through reinvestment of capital gains distributions and dividend reinvestment when purchasing shares of the same Fund (but not any other fund within the fund family)

Shares purchased from the proceeds of redemptions within the same fund family, provided (1) the repurchase occurs within 90 days following the redemption, (2) the redemption and purchase occur in the same account, and (3) redeemed shares were subject to a front-end or deferred sales load (known as rights of reinstatement).

A shareholder in the Fund's Class C shares purchased prior to July 1, 2015 will have their shares converted at net asset value to Class A shares (or the appropriate share class) of the Fund if the shares are no longer subject to a CDSC and the conversion is in line with the policies and procedures of OPCO. More information regarding mutual fund shares purchased through an OPCO platform or account, including the conversion described above, can be found in the disclosures available on the OPCO website.

Employees and registered representatives of OPCO or its affiliates and their family members

Directors or Trustees of the Fund, and employees of the Fund's investment adviser or any of its affiliates, as described in this prospectus

CDSC Waivers on Class A and C Shares available at OPCO

Death or disability of the shareholder

Shares sold as part of a systematic withdrawal plan as described in the Fund's prospectus

Return of excess contributions from an IRA Account

Shares sold as part of a required minimum distribution for IRA and retirement accounts pursuant to the Internal Revenue Code as described in the prospectus

Shares sold to pay OPCO fees but only if the transaction is initiated by OPCO

Shares acquired through a right of reinstatement

Front-end load Discounts Available at OPCO: Breakpoints, Rights of Accumulation & Letters of Intent

Breakpoints as described in this prospectus

Rights of Accumulation (ROA) which entitle shareholders to breakpoint discounts will be automatically calculated based on the aggregated holding of fund family assets held by accounts within the purchaser's household at OPCO. Eligible fund family assets not held at OPCO may be included in the ROA calculation only if the shareholder notifies his or her financial advisor about such assets

Effective June 15, 2020, shareholders purchasing Fund shares through a Baird platform or account will only be eligible for the following sales charge waivers (front-end sales charge waivers and CDSC waivers) and discounts, which may differ from those disclosed elsewhere in the Funds' prospectus or the SAI

Front-End Sales Charge Waivers on Class A Shares available at Baird

Shares purchased through reinvestment of capital gains distributions and dividend reinvestment when purchasing share of the same Fund

Shares purchased by employees and registered representatives of Baird or its affiliates and their family members as designated by Baird according to its policies and procedures

Shares purchased from the proceeds of redemptions from a fund of the fund family, provided (1) the repurchase occurs within 90 days following the redemption, (2) the redemption and purchase occur in the same account, and (3) redeemed shares were subject to a front-end or deferred sales charge (known as rights of reinstatement)

A shareholder in the Fund's Class C shares will have their share converted at net asset value to Class A shares of the Fund if the shares are no longer subject to a CDSC and the conversion is in line with the policies and procedures of Baird

Employer-sponsored retirement plans or charitable accounts in a transactional brokerage account at Baird, including 401(k) plans, 457 plans, employer-sponsored 403(b) plans, profit sharing and money purchase pension plans and defined benefit plans. For purposes of this provision, employer-sponsored retirement plans do not include SEP IRAs, Simple IRAs or SAR-SEPs

CDSC Waivers on Class A and C Shares available at Baird

Shares sold due to death or disability of the shareholder

Shares sold as part of a systematic withdrawal plan as described in the Fund's Prospectus

Shares bought due to returns of excess contributions from an IRA Account

Shares sold as part of a required minimum distribution for IRA and retirement accounts due to the shareholder reaching the qualified age based on applicable Internal Revenue Service regulations as described in the Fund's prospectus

Shares sold to pay Baird fees but only if the transaction is initiated by Baird

Shares acquired through a right of reinstatement

Front-End Sales Charge Discounts available at Baird: Breakpoints, Rights of Accumulation and/or Letters of Intent

Breakpoints as described in this prospectus

Rights of accumulation which entitle shareholders to breakpoint discounts will be automatically calculated based on the aggregated holdings of fund family assets held by accounts within the purchaser's household at Baird. Eligible fund family assets not held at Baird may be included in the rights of accumulation calculation only if the shareholder notifies his or her financial advisor about such assets

Letters of Intent (LOI) allow for breakpoint discounts based on anticipated purchases of the fund family through Baird, over a 13-month period of time

THIS PAGE WAS INTENTIONALLY LEFT BLANK

THIS PAGE WAS INTENTIONALLY LEFT BLANK

INVESTMENT ADVISER AND ADMINISTRATOR

PIMCO, 650 Newport Center Drive, Newport Beach, CA 92660

DISTRIBUTOR

PIMCO Investments LLC, 1633 Broadway, New York, NY 10019

CUSTODIAN

State Street Bank & Trust Co., 801 Pennsylvania Avenue, Kansas City, MO 64105

TRANSFER AGENT

DST Asset Manager Solutions, Inc.

Institutional Class, I-2, I-3, Administrative Class — 430 W. 7th Street, STE 219024, Kansas City, MO 64105-1407

Class A, Class C, Class R — P.O. Box 219294, Kansas City, MO 64121-9294

INDEPENDENT REGISTERED PUBLIC ACCOUNTING FIRM

PricewaterhouseCoopers LLP, 1100 Walnut Street, Suite 1300, Kansas City, MO 64106-2197

LEGAL COUNSEL

Dechert LLP, 1900 K Street N.W., Washington, D.C. 20006

For further information about the PIMCO Funds, call 888.87.PIMCO or visit our Web site at pimco.com.



PIMCO FUNDS

650 Newport Center Drive
Newport Beach, CA 92660

The Trust's SAI and annual and semi-annual reports to shareholders include additional information about the Funds. The SAI is incorporated by reference into this prospectus, which means it is part of this prospectus for legal purposes. The Funds' annual report discusses the market conditions and investment strategies that significantly affected each Fund's performance during its last fiscal year.

The SAI contains detailed information about Fund purchase, redemption and exchange options and procedures and other information about the Funds. You can get a free copy of the SAI.

You may get free copies of any of these materials or request other information about a Fund by calling the Trust at 888.87.PIMCO (888.877.4626) or by writing to:

PIMCO Funds

650 Newport Center Drive
Newport Beach, CA 92660

Daily updates on the NAV of a Fund may be obtained by calling 1-888-87-PIMCO.

You may access reports and other information about the Trust on the EDGAR Database on the Commission's Web site at www.sec.gov. You may get copies of additional information about the Trust, including its SAI, with payment of a duplication fee, by e-mailing your request to publicinfo@sec.gov.

You can also visit our web site at pimco.com for additional information about the Funds, including the SAI and the annual and semi-annual reports, which are available for download free of charge.

Reference the Trust's Investment Company Act file number in your correspondence.