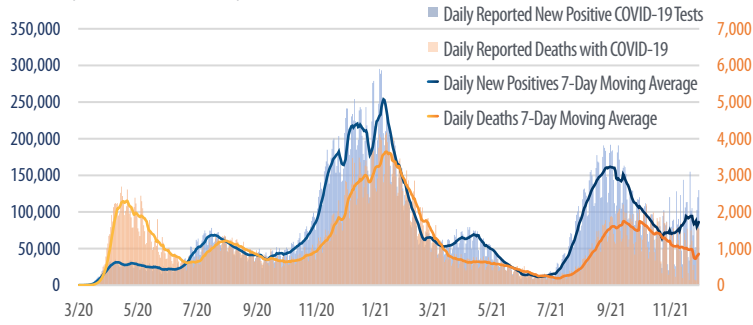


# First Trust COVID-19 TRACKER

## Daily Reported New Positive COVID-19 Tests vs. Daily Reported Deaths from COVID-19 in the U.S.

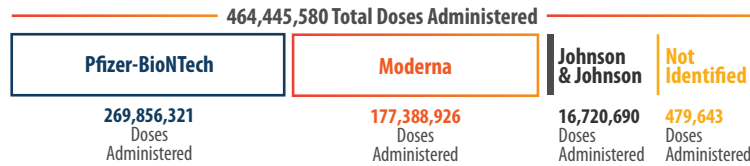
March 1, 2020 - December 1, 2021



Sources: CDC.gov, First Trust Advisors

## U.S. COVID-19 Vaccine Doses Administered by Vaccine Type

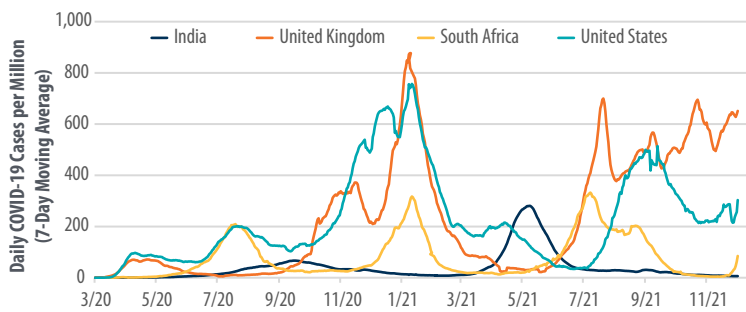
As of December 2, 2021



Sources: CDC.gov, First Trust Advisors

## COVID-19 Cases in Countries with Publicized COVID-19 Variants

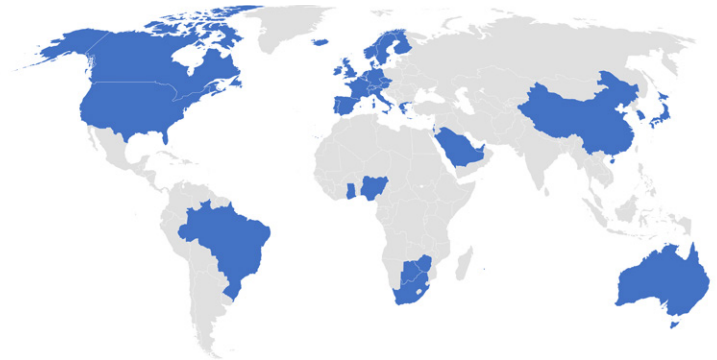
March 1, 2020 - December 2, 2021 (7-day moving average)



Sources: ourworldindata.org, First Trust Advisors

## Tracking Omicron Around the World

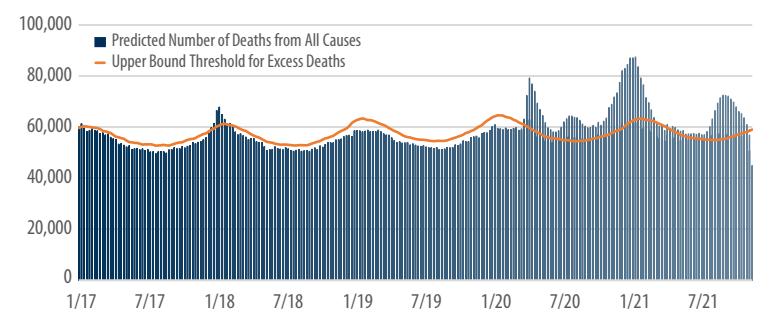
As of December 2, 2021



Sources: NBC News, WHO, First Trust Advisors

## Weekly Count of U.S. Deaths and Excess Deaths

January 7, 2017 - November 20, 2021

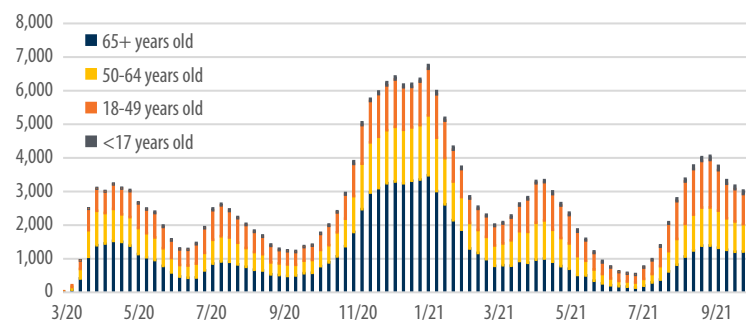


Sources: CDC.gov, First Trust Advisors

**Among 3,357,348 hospital-based healthcare personnel in the U.S. surveyed as of September 15, 2021, a substantial percentage (approximately 30%) remain unvaccinated.<sup>1</sup>**

## Patients Hospitalized with COVID-19 by Age

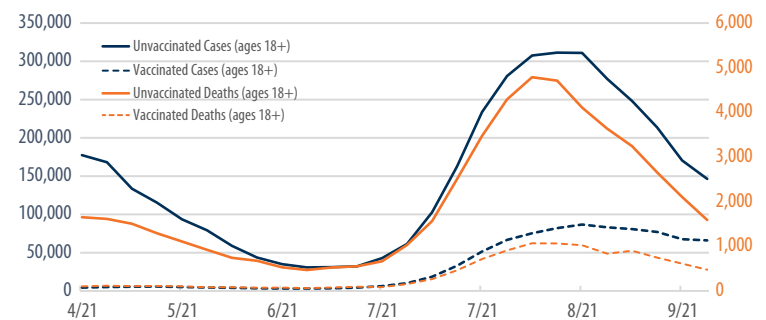
March 7, 2020 - October 2, 2021



Sources: CDC.gov, First Trust Advisors

## COVID-19 Not Just a Disease of the Unvaccinated

April 10, 2021 - October 2, 2021 (Weekly Data)



Sources: CDC.gov, First Trust Advisors

According to their Nationwide Blood Donor Seroprevalence Survey, as of September 2021, the CDC estimates 91.8% of the U.S. population ages 16 and older have developed antibodies against COVID-19, through either vaccination or infection.