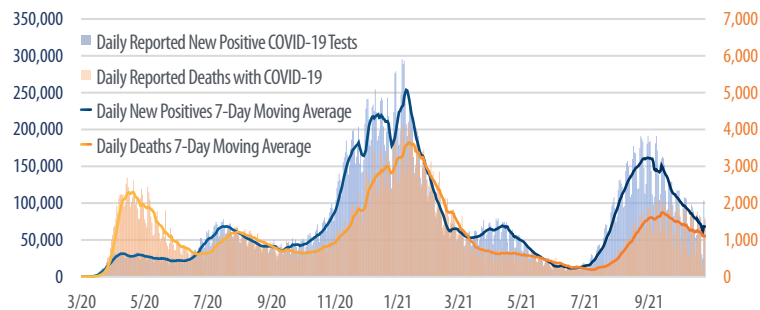


First Trust COVID-19 TRACKER

Daily Reported New Positive COVID-19 Tests vs. Daily Reported Deaths from COVID-19 in the U.S.

March 1, 2020 - October 26, 2021



Sources: CDC.gov, First Trust Advisors

U.S. COVID-19 Vaccine Doses Administered by Vaccine Type

As of October 27, 2021

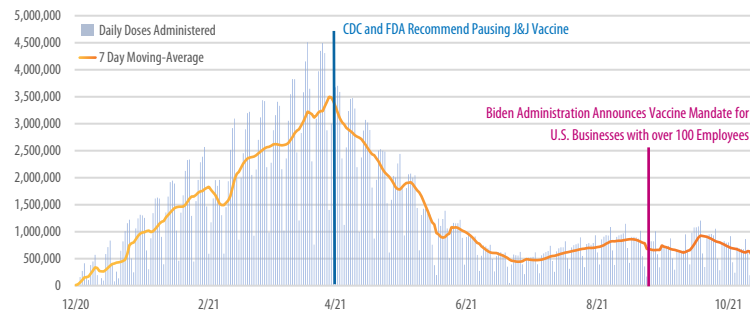
416,154,424 Total Doses Administered

Pfizer-BioNTech	Moderna	Johnson & Johnson	Not Identified
244,436,832 Doses Administered	155,799,040 Doses Administered	15,486,250 Doses Administered	432,302 Doses Administered

Sources: CDC.gov, First Trust Advisors

Daily U.S. Vaccinations vs. Selected Events

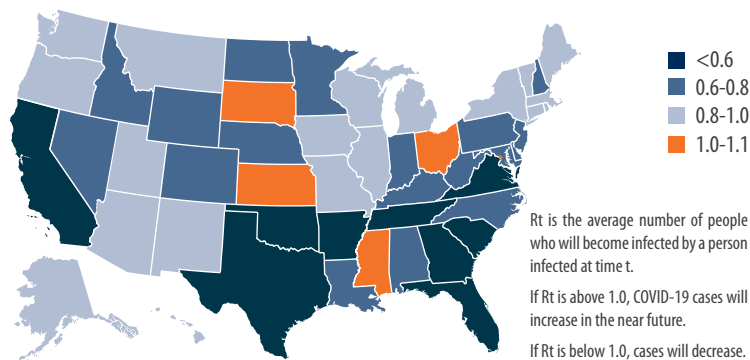
December 14, 2020 - October 25, 2021



Sources: CDC.gov, apnews.com, ajmc.com, First Trust Advisors

Effective Reproduction Number (Rt) of COVID-19 by State

As of October 26, 2021



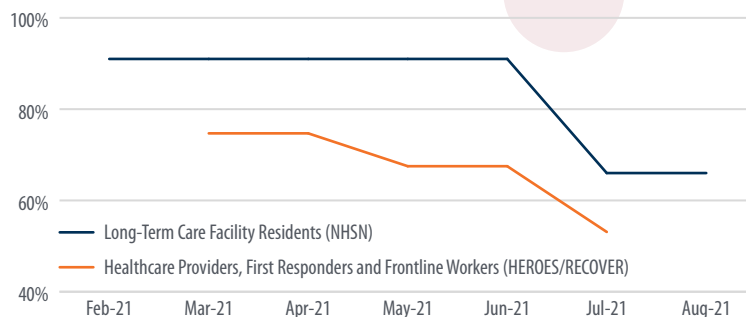
Sources: covidestim.org, First Trust Advisors

^{1,2} CDC.gov (October 26, 2021)

According to data presented by the CDC, 42% of children ages 5-11 are estimated to have been infected with COVID-19 by June 2021.¹

COVID-19 Vaccine Effectiveness (%) Against Infection in the U.S.

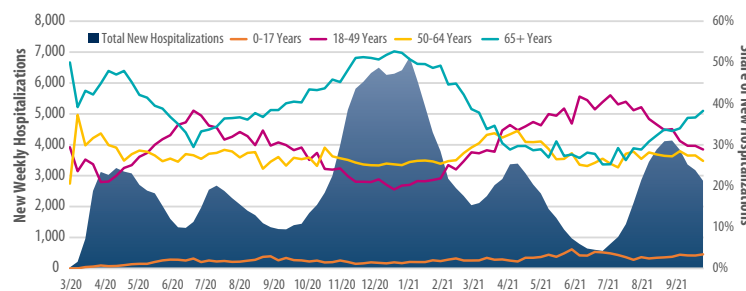
February 2021 - August 2021



Sources: CDC.gov, First Trust Advisors

Weekly U.S. COVID-19 Hospitalizations and Age Group Share

March 7, 2020 - October 2, 2021

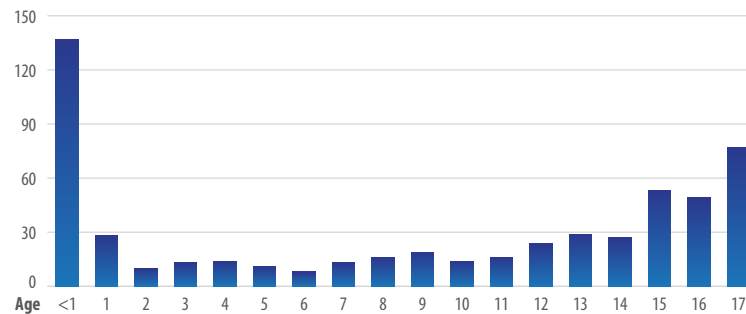


Sources: CDC.gov, First Trust Advisors

More than 414 million doses of COVID-19 vaccines were administered in the United States from December 14, 2020 through October 25, 2021. During this time, the Vaccine Adverse Reporting System (VAERS) received 9,143 reports of death (0.0022%) among people who received a COVID-19 vaccine, according to the CDC.²

Total U.S. COVID-19 Related Deaths in Children Age 0-17

January 1, 2020 - October 23, 2021



Sources: CDC.gov, First Trust Advisors