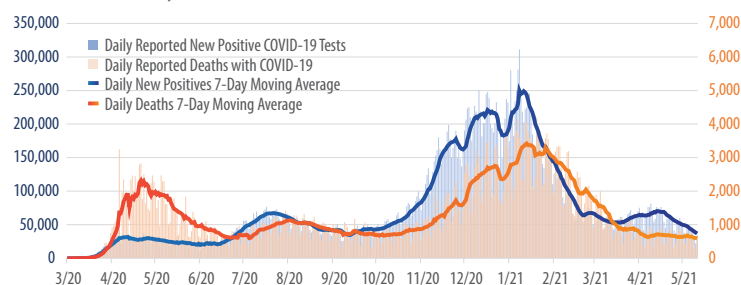


First Trust COVID-19 TRACKER

Daily Reported New Positive COVID-19 Tests vs. Daily Reported Deaths from COVID-19 in the U.S.

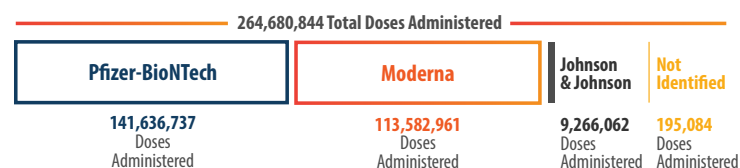
March 1, 2020 - May 11, 2021



Sources: CDC.gov, First Trust Advisors

U.S. COVID-19 Vaccine Doses Administered by Vaccine Type

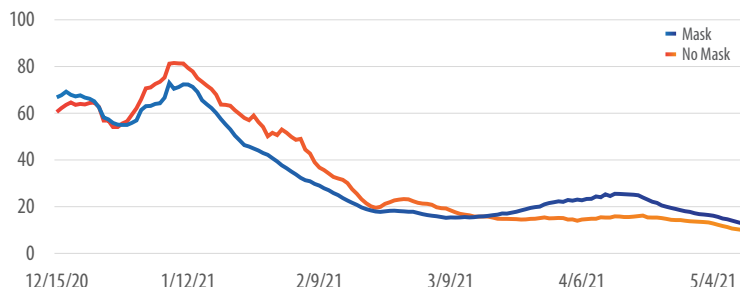
As of May 12, 2021



Sources: CDC.gov, First Trust Advisors

COVID-19 Cases Per 100k for States With and Without Mask Mandates as of March 2021

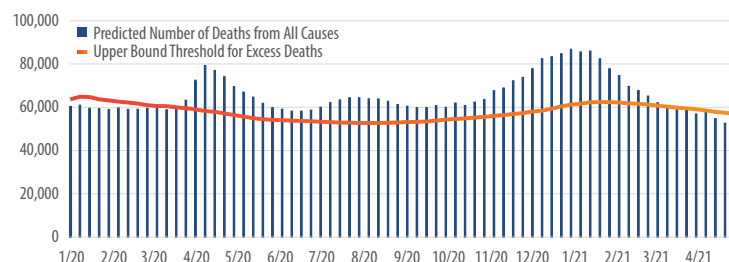
December 15, 2020 - May 10, 2021



Sources: CDC.gov, CNN.com, Census.gov (state population estimates as of 7/1/20), First Trust Advisors

Weekly Count of U.S. Deaths and Excess Deaths

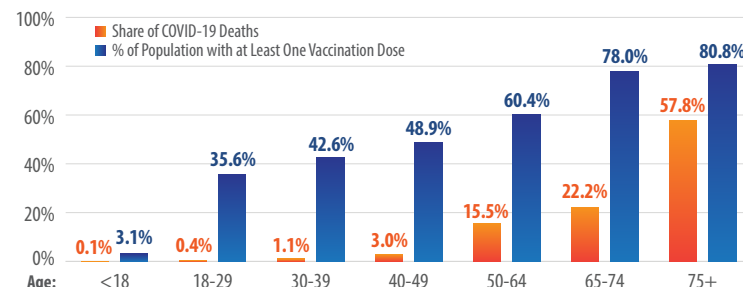
January 4, 2020 - May 1, 2021



Sources: CDC.gov, First Trust Advisors

Share of COVID-19 Deaths vs. Percent of Age Population with at Least One COVID-19 Vaccine Dose in the U.S.

As of May 12, 2021

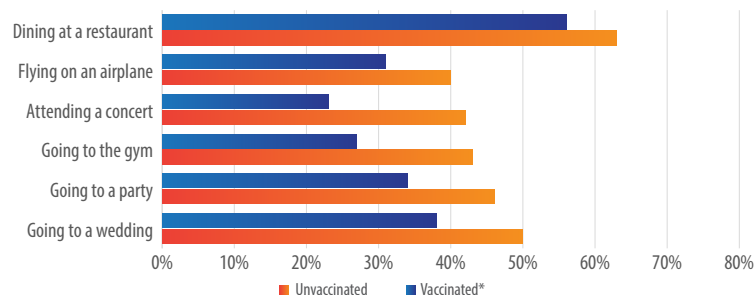


Sources: CDC.gov, Census.gov (age population estimates as of 4/1/20), First Trust Advisors

From 2014-2019 the U.S. National Institute of Health spent \$3.7 million funding research on Understanding the Risk of Bat Coronavirus Emergence in China.²

Share of Vaccinated and Unvaccinated U.S. Adults Who are Comfortable Doing the Following Given the Current State of the COVID-19 Pandemic

Poll Conducted May 6-8, 2021



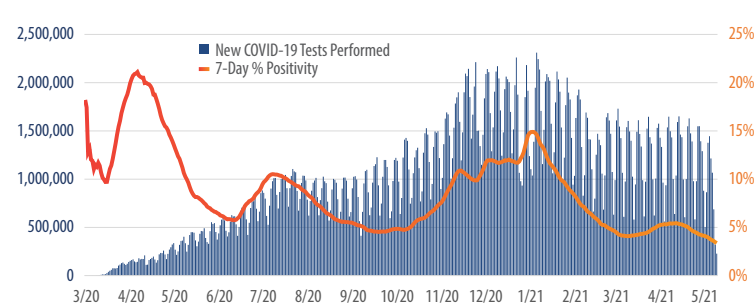
Sources: morningconsult.com, First Trust Advisors

*Vaccinated means receiving at least one COVID-19 vaccine dose

¹Tripadvisor (April 20, 2021); ²nih.gov

Daily U.S. COVID-19 Administered Tests vs. 7-Day Positivity Rate

March 1, 2020 - May 10, 2021



Sources: CDC.gov, First Trust Advisors

According to Tripadvisor's 2021 Summer Travel Index, compared to the first week of January, **hotel searches are up 65%**, **searches for experiences (attractions and tours) increased by 78%**, and **restaurant searches are up 53%**.¹