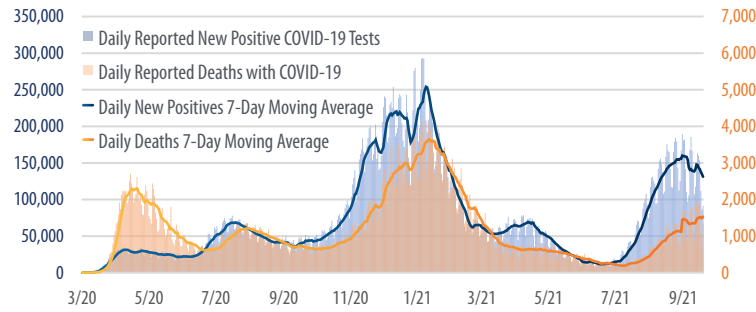


First Trust COVID-19 TRACKER

Daily Reported New Positive COVID-19 Tests vs. Daily Reported Deaths from COVID-19 in the U.S.

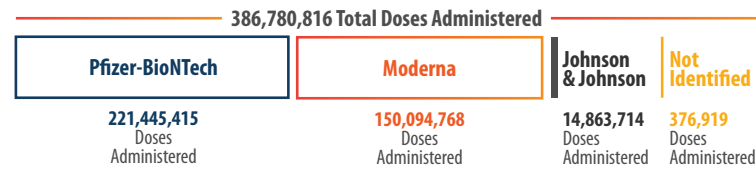
March 1, 2020 - September 20, 2021



Sources: CDC.gov, First Trust Advisors

U.S. COVID-19 Vaccine Doses Administered by Vaccine Type

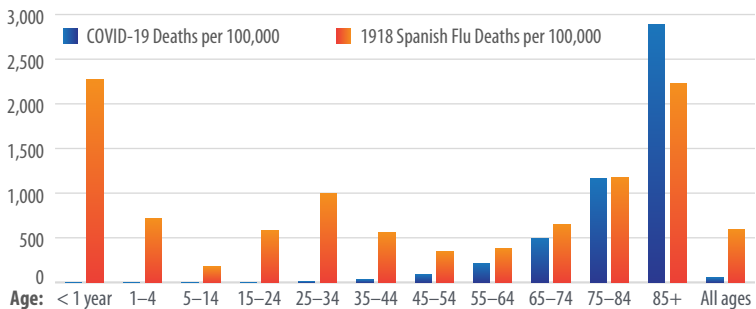
As of September 20, 2021



Sources: CDC.gov, First Trust Advisors

COVID-19 vs 1918 Spanish Flu

As of September 22, 2021

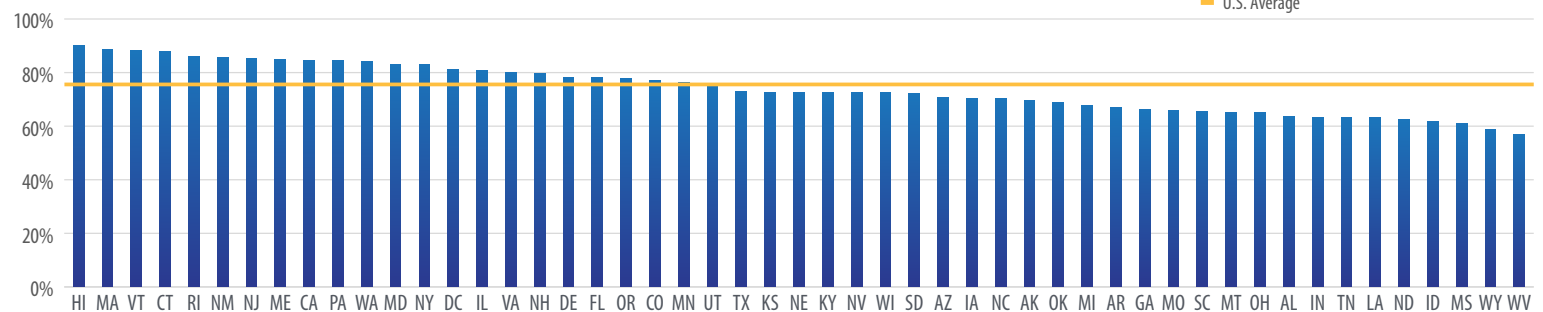


Sources: CDC.gov, First Trust Advisors

A CDC study of **432,302 people aged 2-19 years** found that during the pandemic, the rate of body mass index (BMI) increase approximately doubled compared to the pre-pandemic period. Individuals who were overweight or obese pre-pandemic and younger school-aged children experienced the largest increases.²

Percent of Adult Population Vaccinated by State

As of September 22, 2021



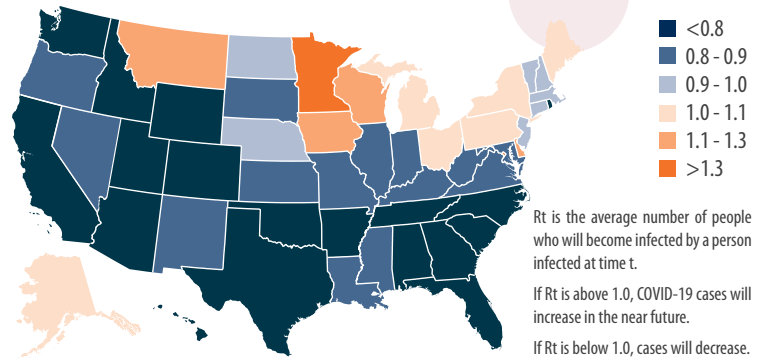
Sources: CDC.gov, First Trust Advisors

A state-level analysis of Public Charter School and District Public School enrollment trends showed **hundreds of thousands of families switched to charter schools during the first full school year of the pandemic.**

During the 2020-21 school year, **charter school enrollment grew 7%, the largest increase in half a decade. At the same time, school enrollment in district schools fell by 3.3%.¹**

Effective Reproduction Number (Rt) of COVID-19 by State

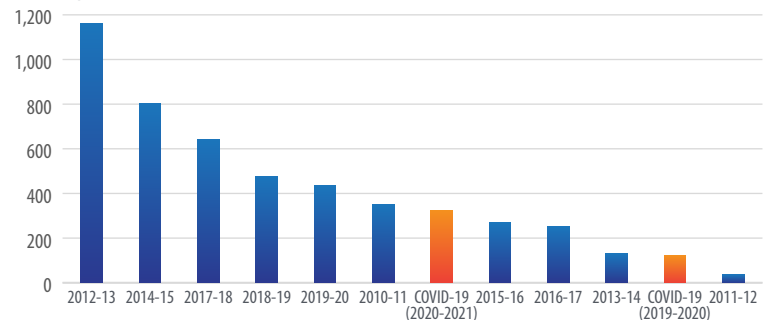
As of September 21, 2021



Sources: covidestim.org, First Trust Advisors

Influenza Deaths of Children Aged 0-17 (2010-2020) vs. COVID-19 Deaths of Children Aged 0-17 in the U.S.

As of September 16, 2021



Sources: CDC.gov, First Trust Advisors. Measurement period spans week 40-39 of the following year.

¹publiccharters.org (September 2021); ²CDC.gov (September 17, 2021)